



**Türkiye Sınai Kalkınma Bankası
Anonim Şirketi and
Its Subsidiaries**

**Consolidated Financial Statements
As of and for the Three-Month Period Ended 31 March 2016
(Convenience Translation of Consolidated
Financial Statements and Related Disclosures and Footnotes
Originally Issued in Turkish)
With Auditors' Review Report Thereon**

28 April 2016

*This report contains "Auditors' Review Report"
comprising 2 pages and; "Consolidated Financial
Statements and Related Disclosures and Footnotes"
comprising 99 pages.*



Akis Bağımsız Denetim ve
Serbest Muhasebeci Mali Müşavirlik A.Ş.
Kavacık Rüzgarlı Bahçe Mah. Kavak Sok.
No:29 Beykoz 34805 İstanbul
Tel +90 (216) 681 90 00
Fax +90 (216) 681 90 90
www.kpmg.com.tr

Convenience Translation of the Auditor's Review Report
Originally Prepared and Issued in Turkish (See Section 3.I)

AUDITORS' REVIEW REPORT ON INTERIM FINANCIAL INFORMATION

To the Board of Directors of Türkiye Sınai Kalkınma Bankası A.Ş.

Introduction

We have reviewed the accompanying consolidated statement of financial position of Türkiye Sınai Kalkınma Bankası AŞ (the "Bank") and its financial subsidiaries (together "the Group") as at 31 March 2016 and the consolidated income statement, consolidated statement of comprehensive income, consolidated statement of changes in shareholders' equity and consolidated statement of cash flows for the three-month period then ended and summary of significant accounting policies and other explanatory information. The Bank Management is responsible for the preparation and fair presentation of such interim financial information in accordance with the "Banking Regulation and Supervision Agency ("BRSA") Accounting and Reporting Legislation" which includes the "Regulation on Accounting Applications for Banks and Safeguarding of Documents" published on the Official Gazette numbered 26333 on 1 November 2006, and other regulations on accounting records of Banks published by Banking Regulation and Supervision Board and circulars and interpretations published by BRSA, and requirements of Turkish Accounting Standard 34 "Interim Financial Reporting" for the matters not regulated by aforementioned legislations. Our responsibility is to express a conclusion on this interim consolidated financial information based on our review.

Scope of Limited Review

We conducted our review in accordance with Standard on Review Engagements (SRE) 2410, "Limited Review of Interim Financial Information Performed by the Independent Auditor of the Entity". A review of interim financial information consists of making inquiries, primarily of persons responsible for financial and accounting matters, and applying analytical and other review procedures. A review of interim financial information is substantially less in scope than an audit conducted in accordance with Auditing Standards. Consequently, a review of consolidated interim financial information does not enable us to obtain assurance that we would become aware of all significant matters that might be identified in an audit. Accordingly, we do not express an audit opinion.



Conclusion

Based on our review, nothing has come to our attention that causes us to believe that the accompanying interim consolidated financial information is not presented fairly, in all material respects, the consolidated financial position of Group as of 31 March 2016 and the result of its operations and cash flows for the three-month period then ended in accordance with the BRSA Accounting and Reporting Legislation.

Report on Other Legal and Regulatory Requirements

Based on our review, nothing has come to our attention that causes us to believe that the financial information provided in the accompanying interim activity report in section seven, are not consistent with the reviewed consolidated financial statements and disclosures in all material respects.

Akis Bağımsız Denetim ve Serbest Muhasebeci Mali Müşavirlik Anonim Şirketi
A member firm of KPMG International Cooperative

Erdal Tıkmak
Partner, SMMM
28 April 2016
Istanbul, Turkey

Additional paragraph for convenience translation to English

The differences between accounting principles, as described in the preceding paragraphs, and the accounting principles generally accepted in countries, in which the accompanying financial statements are to be distributed, and International Financial Reporting Standards ("IFRS"), may have significant influence on the accompanying financial statements. Accordingly, the accompanying financial statements are not intended to present the financial position and results of operations in accordance with the accounting principles generally accepted in such countries and IFRS.

**THE CONSOLIDATED FINANCIAL REPORT OF
TÜRKİYE SİNAİ KALKINMA BANKASI A.Ş.
FOR THE THREE MONTHS PERIOD ENDED 31 MARCH 2016**

Address: Meclisi Mebusan Cad. No:81 Fındıklı /İstanbul
Telephone: (212) 334 51 97
Fax : (212) 334 52 34
Web-site: www.tskb.com.tr
E-mail: ir@tskb.com.tr

The consolidated financial report for the three months includes the following sections in accordance with "Communiqué on the Financial Statements and Related Explanation and Notes that will be made Publicly Announced" as sanctioned by the Banking Regulation and Supervision Agency:

- GENERAL INFORMATION ABOUT THE PARENT BANK
- CONSOLIDATED FINANCIAL STATEMENTS OF THE PARENT BANK
- EXPLANATIONS ON THE CORRESPONDING ACCOUNTING POLICIES APPLIED IN THE RELATED PERIOD
- INFORMATION ON FINANCIAL STRUCTURE AND RISK MANAGEMENT OF THE GROUP WHICH IS UNDER CONSOLIDATION
- EXPLANATORY DISCLOSURES AND FOOTNOTES ON CONSOLIDATED FINANCIAL STATEMENTS
- INDEPENDENT AUDITOR'S LIMITED REVIEW REPORT
- INTERIM REPORT

The subsidiaries, associates and joint ventures, whose financial statements are consolidated within the framework of the reporting package, are as follows:

Subsidiaries


Yatırım Finansman Menkul Değerler A.Ş.
TSKB Gayrimenkul Yatırım Ortaklığı A.Ş.


Associates


İş Finansal Kiralama A.Ş.
İş Girişim Sermayesi Yatırım Ortaklığı A.Ş.
İş Faktoring A.Ş.


The accompanying consolidated financial statements and the explanatory footnotes and disclosures for the three months, unless otherwise indicated, are prepared in **thousands of Turkish Lira ("TL")**, in accordance with the Communiqué on Bank's Accounting Practice and Maintaining Documents, Turkish Accounting Standards, Turkish Financial Reporting Standards, related communiqués and the Bank's records, and have been independently reviewed and presented as attached.


28 April 2016



Adnan BALI
Chairman of
Board of Directors


Suat DİCE
Member of
Board of Directors
and General Manager


Ömer ERYILMAZ
Executive Vice President
In Charge of Financial
Reporting


Tolga SERT
Head of Financial
Control Department


Kemal Serdar DİŞLİ
Member of Audit Committee


Uygur Şazak ÖGÜN
Member of Audit Committee

Contact information of the personnel in charge for addressing questions about this financial report:

Name-Surname / Title : Tolga Sert / Head of Financial Control Department
Telephone Number : (0212) 334 51 97

INDEX**Page Number****SECTION ONE****General Information**

I.	The Parent Bank's incorporation date, beginning statutes changes in the existing status.....	1
II.	Explanations regarding the Parent Bank's shareholding structure, shareholders holding directly or indirectly, collectively or individually, the managing and controlling power and changes in current year, if any and explanations on the controlling group of the Parent Bank.....	1
III.	Explanations regarding the chairman and the members of board of the directors, audit committee, general manager and assistant general managers and their shares in the Parent Bank.....	2
IV.	Information about the persons and institutions that have qualified shares in the Parent Bank.....	3
V.	Summary on the Parent Bank's functions and areas of activity.....	3
VI.	Differences between the communiqué on preparation of consolidated financial statements of banks and Turkish Accounting Standards and short explanation about the institution subject to line-by-line method or proportional consolidation and institutions which are deducted from equity or not included in these three methods.....	4
VII.	The existing or potential, actual or legal obstacle on the transfer of shareholder's equity between the Parent Bank and its subsidiaries or the reimbursement of liabilities.....	5

SECTION TWO**Consolidated Financial Statements**

I.	Consolidated balance sheet.....	6
II.	Consolidated statement of off-balance sheet items.....	8
III.	Consolidated income statement.....	9
IV.	Consolidated statement of comprehensive income.....	10
V.	Consolidated statement of changes in equity.....	11
VI.	Consolidated statement of cash flows.....	12

SECTION THREE**Accounting Policies**

I.	Basis of presentation.....	13
II.	Explanations on usage strategy of financial assets and foreign currency transactions.....	14
III.	Information about the Parent Bank and its subsidiaries and associates subject to consolidation.....	15
IV.	Explanations on forward and option contracts and derivative instruments.....	15
V.	Explanations on interest income and expenses.....	15
VI.	Explanations on fees and commission income and expenses.....	16
VII.	Explanations on financial assets.....	16
VIII.	Explanations on impairment on financial assets.....	18
IX.	Explanations on offsetting of financial assets and liabilities.....	19
X.	Explanations on sales and repurchase agreements and lending of securities.....	20
XI.	Explanations on assets held for sale and discontinued operations.....	20
XII.	Explanations on goodwill and other intangible assets.....	20
XIII.	Explanations on tangible assets.....	21
XIV.	Explanations on leasing transactions.....	22
XV.	Explanations on provisions and contingent liabilities.....	22
XVI.	Explanations on liabilities regarding employee benefits.....	22
XVII.	Explanations on taxation.....	24
XVIII.	Additional explanations on borrowings.....	25
XIX.	Explanations on share certificates issued.....	25
XX.	Explanations on acceptances.....	25
XXI.	Explanations on government incentives.....	25
XXII.	Explanations on segment reporting.....	25
XXIII.	Explanations on other matters.....	26

SECTION FOUR**Information on Consolidated Financial Structure and Risk Management**

I.	Information related to the components of consolidated equity.....	27
II.	Explanations related to consolidated currency risk.....	34
III.	Explanations related to consolidated interest rate risk.....	36
IV.	Explanations related to consolidated stock position risk.....	40
V.	Explanations related to consolidated management and liquidity coverage ratio.....	41
VI.	Explanations related to leverage ratio.....	50
VII.	Explanations related to consolidated risk management objective and policies.....	51

SECTION FIVE**Explanations and Disclosures on Consolidated Financial Statements**

I.	Explanations and disclosures related to the consolidated assets.....	52
II.	Explanations and disclosures related to the consolidated liabilities.....	75
III.	Explanations and disclosures related to the consolidated off-balance sheet items.....	81
IV.	Explanations and disclosures related to the consolidated income statement.....	84
V.	Explanations on the risk group of the Parent Bank.....	89

SECTION SIX**Auditors' Review Report**

I.	Explanations on the Auditors' review report.....	90
II.	Explanations and notes prepared by independent auditors.....	90

SECTION SEVEN**Information on Interim Activity Report**

I.	Interim period activity report included chairman of the board of directors and CEO's assessments for the interim activities.....	91
----	--	----

TÜRKİYE SİNAİ KALKINMA BANKASI A.Ş. AND ITS SUBSIDIARIES
NOTES TO THE CONSOLIDATED FINANCIAL STATEMENTS
FOR THE INTERIM PERIOD ENDED 31 MARCH 2016

(Amounts are expressed in thousands of Turkish Lira (TL) unless otherwise stated.)

SECTION ONE

GENERAL INFORMATION

I. The Parent Bank's incorporation date, beginning status, changes in the existing status

Türkiye Sınai Kalkınma Bankası A.Ş. ("The Parent Bank") was established in accordance with the decision of President of the Republic of Turkey numbered 3/11203 on 12 May 1950. This decision was declared by T.R. Office of Prime Ministry Procedures Directorate Decision Management on 12 May 1950.

According to the classification set out in the Banking Law No: 5411, the status of the Parent Bank is "Development and Investment Bank". The Parent Bank does not have the authority of "Accepting Deposit". Since the establishment date of the Parent Bank, there is no change in its "Development and Investment Bank" status.

II. Explanations regarding the Parent Bank's shareholding structure, shareholders holding directly or indirectly, collectively or individually, the managing and controlling power and changes in current year, if any and explanations on the controlling group of the Parent Bank

Türkiye İş Bankası A.Ş. has the authority of managing and controlling power of the Parent Bank directly or indirectly, alone or together with other shareholders. Shareholders of the Parent Bank are as follows:

Current Period	Share	Shareholding	Paid in	Unpaid
Name Surname/Commercial Title	Capital	Rate (%)	Capital	Capital
T. İş Bankası A.Ş. Group	880.793	50,33	880.723	-
T. Vakıflar Bankası T.A.O.	146.606	8,38	146.606	-
Under Custody at Merkezi Kayıt Kuruluşu (Other Institutions and Individuals)	722.601	41,29	722.671	-
Total	1.750.000	100,00	1.750.000	-

Prior Period	Share	Shareholding	Paid in	Unpaid
Name Surname/Commercial Title	Capital	Rate (%)	Capital	Capital
T. İş Bankası A.Ş. Group	880.723	50,33	880.723	-
T. Vakıflar Bankası T.A.O.	146.606	8,38	146.606	-
Under Custody at Merkezi Kayıt Kuruluşu (Other Institutions and Individuals)	722.671	41,29	722.671	-
Total	1.750.000	100,00	1.750.000	-

The Parent Bank shares are traded in Istanbul Stock Exchange ("BIST") since 26 December 1986. The Parent Bank's 50,33% of the shares belongs to İş Bank Group and 39,3% of these shares are in free floating and traded in BIST National Market with "TSKB" ticker.

TÜRKİYE SİNAİ KALKINMA BANKASI A.Ş. AND ITS SUBSIDIARIES
NOTES TO THE CONSOLIDATED FINANCIAL STATEMENTS
FOR THE INTERIM PERIOD ENDED 31 MARCH 2016

(Amounts are expressed in thousands of Turkish Lira (TL) unless otherwise stated.)

SECTION ONE (Continued)

GENERAL INFORMATION (Continued)

III. Explanations regarding the chairman and the members of board of directors, audit committee, general manager and assistant general managers and their shares and responsibilities in the Parent Bank

The Chairman and The Members of Board of Directors:

Name Surname	Title (1)
Adnan Bali	Chairman of the Board of Directors
Kemal Serdar Dişli	Vice Chairman of the Board of Directors and Member of the Audit Committee
Halil Aydoğan	Member of the Board of Directors
Murat Bilgiç	Member of the Board of Directors
Yavuz Canevi	Member of the Board of Directors
Suat İnce (2)	Member of the Board of Directors General Manager
Uygar Şafak Öğün	Member of the Board of Directors and Audit Committee
Ebru Özşuca	Member of the Board of Directors
Zeynep Hansu Uçar	Member of the Board of Directors
Kamil Yılmaz	Member of the Board of Directors

General Manager and Vice Presidents

Name Surname	Title / Area of Responsibility
Suat İnce (2)	Member of the Board of Directors General Manager
Burak Akgüç	Vice President – Corporate Marketing and Project Finance
Ömer Eryılmaz	Vice President – Financial Control, Budget Planning and Investor Relations
Çiğdem İçel	Vice President – Financial Institutions and Treasury
Ufuk Bala Yücel	Vice President – Loans
B. Gökhan Çanakpınar	Vice President – Information Technology and Operation
Ece Börü	Vice President– Enterprise Architecture and Human Resources
Hakan Aygen	Vice President – Corporate Finance and Economic Research
Aziz Ferit Eraslan	Vice President – Internal Systems

(1) The shares of above directors in the Bank are symbolic.

(2) In the Board of Directors meeting held on 24 March 2016, Mr. Suat İnce was appointed as the Board of Directors Member and General Manager as of 1 April 2016 and Mr. Suat İnce has been started his duty after legal procedure on 11 April 2016.

According to the regulations on auditing in Articles 397-406 of the Turkish Commercial Code numbered 6102, Akis Bağımsız Denetim ve Serbest Muhasebeci ve Mali Müşavirlik A.Ş. has been elected as the independent auditor for the year 2016 in the General Assembly Meeting held on 24 March 2016.

TÜRKİYE SİNAİ KALKINMA BANKASI A.Ş. AND ITS SUBSIDIARIES
NOTES TO THE CONSOLIDATED FINANCIAL STATEMENTS
FOR THE INTERIM PERIOD ENDED 31 MARCH 2016

(Amounts are expressed in thousands of Turkish Lira (TL) unless otherwise stated.)

SECTION ONE (Continued)

GENERAL INFORMATION (Continued)

IV. Information about the persons and institutions that have qualified shares in the Parent Bank

Explanation about the people and institutions that have qualified shares control the Parent Bank's capital directly or indirectly are described in General Information Section II.

V. Summary on the Parent Bank's functions and areas of activity

Türkiye Sınai Kalkınma Bankası A.Ş. is the first private development and investment bank which was established by the Council of Ministers resolution number of 3/11203 established in 1950 with the support of World Bank, T.R. Government, T.R. Central Bank and commercial banks. As per the articles of association published in the Official Gazette on 2 June 1950, the aim of the Parent Bank is to support all private sector investments but mostly industrial sectors, to help domestic and foreign capital owners to finance the new firms and to help the improvement of Turkish capital markets. The Parent Bank is succeeding its aims by financing, consulting, giving technical support and financial intermediary services. The Parent Bank, which operates as a non-deposit accepting bank, played a major role on manufacturing and finance sectors in every phase of the economic development of Turkey. The Parent Bank started its journey in 1950 financing the private sector investments in Turkey and today it provides loans and project finance with the goal of sustainable development to corporations in different fields. As a leader in meeting the long term financing needs of the private sector, the Parent Bank also continues to offer solutions with respect to the newest needs and client demands.

The Parent Bank has opened two branches in Izmir and Ankara in April 2006 to enhance marketing and valuation operations.

TÜRKİYE SİNAİ KALKINMA BANKASI A.Ş. AND ITS SUBSIDIARIES
NOTES TO THE CONSOLIDATED FINANCIAL STATEMENTS
FOR THE INTERIM PERIOD ENDED 31 MARCH 2016

(Amounts are expressed in thousands of Turkish Lira (TL) unless otherwise stated.)

SECTION ONE (Continued)

GENERAL INFORMATION (Continued)

VI. Differences between the Communiqué on Preparation of Consolidated Financial Statements of Banks and Turkish Accounting Standards and short explanation about the institution subject to line-by-line method or proportional consolidation and institutions which are deducted from equity or not included in these three methods

Due to differences between the Communiqué on Preparation of Consolidated Financial Statements of Banks and Turkish Account Standards (TAS), the non-financial subsidiaries and associates, TSKB Gayrimenkul Değerleme A.Ş., Terme Metal Sanayi ve Ticaret A.Ş., Ege Tarım Ürünleri Lisanslı Depoculuk A.Ş., Adana Hotel Project are Anavarza Otelcilik Anonim Şirketi are not consolidated since they are not in scope of financial institutions according to related Communiqué.

Türkiye Sınai Kalkınma Bankası A.Ş. and its financial institutions, Yatırım Finansman Menkul Değerler A.Ş., TSKB Gayrimenkul Yatırım Ortaklığı A.Ş. are included in the accompanying consolidated financial statements by line by line consolidation method; İş Finansal Kiralama A.Ş., İş Girişim Sermayesi Yatırım Ortaklığı A.Ş. and İş Faktoring A.Ş. are included in the accompanying consolidated financial statements by equity method.

Financial institutions included in the consolidation are determined in accordance with “Communiqué on Preparation of Consolidated Financial Statements of Banks” published in the Official Gazette dated 8 November 2006 numbered 26340.

Yatırım Finansman Menkul Değerler A.Ş. :

Yatırım Finansman Menkul Değerler A.Ş. (“YFAŞ”) was established in 15 October 1976. The Company’s purpose is to perform capital market operations specified in the Company’s articles of association in accordance with the CMB and the related legislation. The Company was merged with TSKB Menkul Değerler A.Ş. on 29 December 2006. The share of Türkiye Sınai Kalkınma Bankası A.Ş. is 95,78%. The company’s headquarters is located at Istanbul/Turkey.

TSKB Gayrimenkul Yatırım Ortaklığı A.Ş. :

TSKB Gayrimenkul Yatırım Ortaklığı A.Ş. (“TSKB GYO”) was established on 3 February 2006. Core business of the Company is real estate trust to construct and develop a portfolio of properties and make investment to capital market instruments linked to properties. The share of Türkiye Sınai Kalkınma Bankası A.Ş. is 59,00%. The company’s headquarters is located at Istanbul/Turkey.

İş Finansal Kiralama A.Ş. :

İş Finansal Kiralama A.Ş. (“İş Finansal Kiralama”) was established on 8 February 1988. The Company has been performing its operations in accordance with the Financial Leasing, Factoring and Financing Companies Law No 6361. The purpose of the Company is performing domestic and foreign financial leasing activities and all kind of rental (leasing) transactions within the framework of legislation. The share of Türkiye Sınai Kalkınma Bankası A.Ş. is 28,56% and the share of Türkiye İş Bankası A.Ş. is 27,79%. The Company’s headquarters is located at Istanbul/Turkey.

İş Faktoring A.Ş. :

İş Faktoring A.Ş. (“İş Faktoring”), was incorporated in Turkey on 4 July 1993 and it has been performing its operations in accordance with the Financial Leasing, Factoring and Financing Companies Law No: 6361. The Company’s main operation is domestic and export factoring transactions. The Company is a Türkiye İş Bankası A.Ş. Group entity and the parent is İş Finansal Kiralama A.Ş. with 78,23% shareholding. The share of Türkiye Sınai Kalkınma Bankası A.Ş. is 21,75%. The company’s headquarters is located at Istanbul/Turkey.

TÜRKİYE SİNAİ KALKINMA BANKASI A.Ş AND ITS SUBSIDIARIES
NOTES TO THE CONSOLIDATED FINANCIAL STATEMENTS
FOR THE INTERIM PERIOD ENDED 31 MARCH 2016

(Amounts are expressed in thousands of Turkish Lira (TL) unless otherwise stated.)

SECTION ONE (Continued)

GENERAL INFORMATION (Continued)

- VI. Differences between the Communiqué on Preparation of Consolidated Financial Statements of Banks and Turkish Accounting Standards and short explanation about the institution subject to line-by-line method or proportional consolidation and institutions which are deducted from equity or not included in these three methods (continued)**

İş Girişim Sermayesi Yatırım Ortaklığı A.Ş. :

İş Girişim Sermayesi Yatırım Ortaklığı A.Ş. (“İş Girişim”) started its venture capital operations by the decision of Capital Market Board dated 5 October 2000. The principal activity of the Company is to perform long-term investments to venture capital companies mainly established or to be established in Turkey, have development potential and require resource. The share of Türkiye Sınai Kalkınma Bankası A.Ş. is 16,67% in which the share of İş Yatırım Menkul Değerler A.Ş. is 29,01%. The Company’s headquarters is located at Istanbul/Turkey.

- VII. The existing or potential, actual or legal obstacle on the transfer of shareholder’s equity between the Parent Bank and its subsidiaries or the reimbursement of liabilities**

There is no existing or potential, actual or legal obstacle to the reimbursement of liabilities between the Parent Bank and its subsidiaries. The Parent Bank charge or pay cost of the services according to the service agreements done between the Parent Bank and its subsidiaries. Dividend distribution from shareholders’ equity is made according to related legal regulations.

Written policies of the Parent Bank related to compliance to publicly disclosed obligations of the Parent Bank and assessment of accuracy, frequency and compliance of mentioned disclosures

The Parent Bank Disclosure Policy approved by the meeting of the Board of Directors has entered into force on 28 February 2014. Compliance to public disclosure obligations, frequency of public disclosures and tools and methods used for public disclosures are explained in the disclosure policy of the Parent Bank accessible from the Parent Bank’s corporate website.

TÜRKİYE SINAI KALKINMA BANKASI A.Ş. AND ITS SUBSIDIARIES
CONSOLIDATED BALANCE SHEET
AS OF 31 MARCH 2016

(Amounts are expressed in thousands of Turkish Lira (TL) unless otherwise stated.)

		Reviewed Current Period 31 March 2016			Audited Prior Period 31 December 2015		
ASSETS	Note Ref.	TL	FC	Total	TL	FC	Total
I. CASH AND BALANCES WITH THE CENTRAL BANK	(1)	33.078	712.385	745.463	40.447	770.676	811.123
II. FINANCIAL ASSETS AT F.V. THROUGH PROFIT AND LOSS (Net)	(2)	55.913	177.577	233.490	49.785	159.786	209.571
2.1 Trading financial assets		55.913	177.577	233.490	49.785	159.786	209.571
2.1.1 Public sector debt securities		22.145	-	22.145	30.777	-	30.777
2.1.2 Share certificates		11	-	11	2	-	2
2.1.3 Derivative financial assets held for trading		23.908	177.577	201.485	10.008	159.786	169.794
2.1.4 Other marketable securities		9.849	-	9.849	8.998	-	8.998
2.2 Financial assets at fair value through profit and loss		-	-	-	-	-	-
2.2.1 Public sector debt securities		-	-	-	-	-	-
2.2.2 Share certificates		-	-	-	-	-	-
2.2.3 Other marketable securities		-	-	-	-	-	-
2.2.4 Loans		-	-	-	-	-	-
III. BANKS	(3)	19.678	353.142	372.820	72.617	678.928	751.545
IV. MONEY MARKET PLACEMENTS		1.455.781	-	1.455.781	1.080.724	-	1.080.724
4.1 Interbank money market placements		-	-	-	-	-	-
4.2 Istanbul Stock Exchange money market placements		1.455.558	-	1.455.558	1.080.274	-	1.080.274
4.3 Receivables from reverse repurchase agreements		223	-	223	450	-	450
V. FINANCIAL ASSETS AVAILABLE FOR SALE (Net)	(4)	2.261.708	841.543	3.103.251	2.124.343	847.819	2.972.162
5.1 Share certificates		28.447	10.215	38.662	28.094	10.120	38.214
5.2 Public sector debt securities		1.948.464	825.023	2.773.487	1.793.224	831.327	2.624.551
5.3 Other marketable securities		284.797	6.305	291.102	303.025	6.372	309.397
VI. LOANS AND RECEIVABLES	(5)	2.720.917	11.113.489	13.834.406	2.371.872	11.261.257	13.633.129
6.1 Loans and receivables		2.720.917	11.113.489	13.834.406	2.371.872	11.261.257	13.633.129
6.1.1 Loans to risk group of the Bank		168.980	234.957	403.937	276.808	207.989	484.797
6.1.2 Public sector debt securities		-	-	-	-	-	-
6.1.3 Other		2.551.937	10.878.532	13.430.469	2.095.064	11.053.268	13.148.332
6.2 Non performing loans		54.425	1.362	55.787	59.328	1.689	61.017
6.3 Specific provisions (-)		(54.425)	(1.362)	(55.787)	(59.328)	(1.689)	(61.017)
VII. FACTORING RECEIVABLES		-	-	-	-	-	-
VIII. HELD TO MATURITY INVESTMENTS (Net)	(6)	729.389	150.162	879.551	715.194	157.408	872.602
8.1 Public sector debt securities		729.389	150.162	879.551	715.194	157.408	872.602
8.2 Other marketable securities		-	-	-	-	-	-
IX. INVESTMENTS IN ASSOCIATES (Net)	(7)	295.755	-	295.755	293.543	-	293.543
9.1 Accounted for under equity method		294.200	-	294.200	291.988	-	291.988
9.2 Unconsolidated associates		1.555	-	1.555	1.555	-	1.555
9.2.1 Financial investments		-	-	-	-	-	-
9.2.2 Non-financial investments		1.555	-	1.555	1.555	-	1.555
X. INVESTMENTS IN SUBSIDIARIES (Net)	(8)	609	-	609	609	-	609
10.1 Unconsolidated financial subsidiaries		-	-	-	-	-	-
10.2 Unconsolidated non-financial subsidiaries		609	-	609	609	-	609
XI. ENTITIES UNDER COMMON CONTROL (JOINT VENT.) (Net)	(9)	1.760	-	1.760	1.760	-	1.760
11.1 Consolidated under equity method		-	-	-	-	-	-
11.2 Unconsolidated		1.760	-	1.760	1.760	-	1.760
11.2.1 Financial subsidiaries		-	-	-	-	-	-
11.2.2 Non-financial subsidiaries		1.760	-	1.760	1.760	-	1.760
XII. LEASE RECEIVABLES (Net)	(10)	-	-	-	-	-	-
12.1 Finance lease receivables		-	99	99	-	98	98
12.2 Operating lease receivables		-	-	-	-	-	-
12.3 Other		-	-	-	-	-	-
12.4 Unearned income (-)		-	(99)	(99)	-	(98)	(98)
XIII. DERIVATIVE FINANCIAL ASSETS FOR HEDGING PURPOSES	(11)	-	46.689	46.689	-	4.093	4.093
13.1 Fair value hedge		-	46.689	46.689	-	4.093	4.093
13.2 Cash flow hedge		-	-	-	-	-	-
13.3 Hedge of net investment in foreign operations		-	-	-	-	-	-
XIV. TANGIBLE ASSETS (Net)	(12)	206.523	-	206.523	207.027	-	207.027
XV. INTANGIBLE ASSETS (Net)	(13)	2.933	-	2.933	2.056	-	2.056
15.1 Goodwill		1.005	-	1.005	1.005	-	1.005
15.2 Other		1.928	-	1.928	1.051	-	1.051
XVI. INVESTMENT PROPERTY (Net)	(14)	242.288	-	242.288	241.293	-	241.293
XVII. TAX ASSET	(15)	29.366	-	29.366	29.624	-	29.624
17.1 Current tax asset		2.386	-	2.386	1.825	-	1.825
17.2 Deferred tax asset		26.980	-	26.980	27.799	-	27.799
XVIII. ASSETS HELD FOR SALE AND DISCONTINUED OPERATIONS (Net)	(16)	-	-	-	-	-	-
18.1 Assets held for sale		-	-	-	-	-	-
18.2 Assets of discontinued operations		-	-	-	-	-	-
XIX. OTHER ASSETS	(17)	75.417	150.607	226.024	74.491	181.228	255.719
TOTAL ASSETS		8.131.115	13.545.594	21.676.709	7.305.385	14.061.195	21.366.580

The accompanying notes are an integral part of these consolidated financial statements.

TÜRKİYE SINAI KALKINMA BANKASI A.Ş. AND ITS SUBSIDIARIES
CONSOLIDATED BALANCE SHEET
AS OF 31 MARCH 2016

(Amounts are expressed in thousands of Turkish Lira (TL) unless otherwise stated.)

		Reviewed Current Period 31 March 2016			Audited Prior Period 31 December 2015		
LIABILITIES	Note Ref	TL	FC	Total	TL	FC	Total
I. DEPOSITS	(1)	-	-	-	-	-	-
1.1 Deposits from Risk Group of the Bank		-	-	-	-	-	-
1.2 Other		-	-	-	-	-	-
II. DERIVATIVE FINANCIAL LIABILITIES HELD FOR TRADING	(2)	63.948	159.758	223.706	44.452	130.498	174.950
III. FUNDS BORROWED	(3)	307.015	12.776.040	13.083.055	255.612	13.186.219	13.441.831
IV. MONEY MARKET BALANCES		2.647.211	224.687	2.871.898	2.305.992	44.548	2.350.540
4.1 Interbank money market takings		162.000	-	162.000	-	-	-
4.2 Istanbul Stock Exchange money market takings		225.958	-	225.958	182.505	-	182.505
4.3 Funds provided under repurchase agreements		2.259.253	224.687	2.483.940	2.123.487	44.548	2.168.035
V. DEBT SECURITIES ISSUED (Net)	(3)	-	2.046.827	2.046.827	-	2.037.571	2.037.571
5.1 Bills		-	-	-	-	-	-
5.2 Asset backed securities		-	-	-	-	-	-
5.3 Bonds		-	2.046.827	2.046.827	-	2.037.571	2.037.571
VI. FUNDS		982	3.848	4.830	1.690	28.987	30.677
6.1 Borrower funds		982	3.848	4.830	1.690	28.987	30.677
6.2 Others		-	-	-	-	-	-
VII. MISCELLANEOUS PAYABLES		88.703	54.214	142.917	98.571	30.727	129.298
VIII. OTHER LIABILITIES	(4)	-	-	-	-	-	-
IX. FACTORING PAYABLES		-	-	-	-	-	-
X. LEASE PAYABLES	(5)	-	-	-	-	-	-
10.1 Finance lease payables		-	-	-	-	-	-
10.2 Operating lease payables		-	-	-	-	-	-
10.3 Other		-	-	-	-	-	-
10.4 Deferred finance lease expenses (-)		-	-	-	-	-	-
XI. DERIVATIVE FINANCIAL LIABILITIES FOR HEDGING PURPOSES	(6)	-	-	-	-	5.799	5.799
11.1 Fair value hedge		-	-	-	-	5.799	5.799
11.2 Cash flow hedge		-	-	-	-	-	-
11.3 Hedge of net investment in foreign operations		-	-	-	-	-	-
XII. PROVISIONS	(7)	230.699	-	230.699	217.860	-	217.860
12.1 General loan loss provisions		146.389	-	146.389	144.043	-	144.043
12.2 Restructuring provisions		-	-	-	-	-	-
12.3 Reserve for employee benefits		11.904	-	11.904	10.768	-	10.768
12.4 Insurance technical reserves (Net)		-	-	-	-	-	-
12.5 Other provisions		72.406	-	72.406	63.049	-	63.049
XIII. TAX LIABILITY	(8)	50.643	-	50.643	48.426	-	48.426
13.1 Current tax liability		50.643	-	50.643	48.426	-	48.426
13.2 Deferred tax liability		-	-	-	-	-	-
XIV. PAYABLES RELATED TO ASSETS HELD FOR SALE AND DISCONTINUED OPERATIONS (NET)	(9)	-	-	-	-	-	-
14.1 Held for sale		-	-	-	-	-	-
14.2 Discontinued operations		-	-	-	-	-	-
XV. SUBORDINATED LOANS	(10)	-	143.419	143.419	-	145.836	145.836
XVI. SHAREHOLDERS' EQUITY		2.849.798	28.917	2.878.715	2.772.504	11.288	2.783.792
16.1 Paid-in capital	(11)	1.750.000	-	1.750.000	1.750.000	-	1.750.000
16.2 Capital reserves		138.934	28.917	167.851	136.034	11.288	147.322
16.2.1 Share premium		428	-	428	428	-	428
16.2.2 Share cancellation profits		-	-	-	-	-	-
16.2.3 Marketable securities value increase fund	(11)	(36.173)	28.917	(7.256)	(39.043)	11.288	(27.755)
16.2.4 Tangible assets revaluation differences		174.639	-	174.639	174.619	-	174.619
16.2.5 Intangible assets revaluation differences		-	-	-	-	-	-
16.2.6 Investment property revaluation differences		-	-	-	-	-	-
16.2.7 Bonus shares obtained from associates, subsidiaries and jointly controlled entities (Joint Vent.)		-	-	-	-	-	-
16.2.8 Hedging reserves (Effective portion)		-	-	-	-	-	-
16.2.9 Revaluation surplus on assets held for sale and discontinued operations		-	-	-	-	-	-
16.2.10 Other capital reserves		40	-	40	30	-	30
16.3 Profit reserves		407.964	-	407.964	362.902	-	362.902
16.3.1 Legal reserves		216.361	-	216.361	195.072	-	195.072
16.3.2 Statutory reserves		75.641	-	75.641	75.641	-	75.641
16.3.3 Extraordinary reserves		113.175	-	113.175	89.478	-	89.478
16.3.4 Other profit reserves		2.787	-	2.787	2.711	-	2.711
16.4 Profit or loss		488.161	-	488.161	458.078	-	458.078
16.4.1 Prior years' profit/loss		351.233	-	351.233	50.847	-	50.847
16.4.2 Current year profit/loss		136.928	-	136.928	407.231	-	407.231
16.5 Non-controlling interests		64.739	-	64.739	65.490	-	65.490
TOTAL LIABILITIES AND EQUITY		6.238.999	15.437.710	21.676.709	5.745.107	15.621.473	21.366.580

The accompanying notes are an integral part of these consolidated financial statements.

TÜRKİYE SINAI KALKINMA BANKASI A.Ş. AND ITS SUBSIDIARIES
CONSOLIDATED STATEMENT OF OFF-BALANCE SHEET
AS OF 31 MARCH 2016

(Amounts are expressed in thousands of Turkish Lira (TL) unless otherwise stated.)

		Reviewed Current Period 31 March 2016			Audited Prior Period 31 December 2015		
	Note Ref	TL	FC	Total	TL	FC	Total
A. OFF BALANCE SHEET COMMITMENTS AND CONTINGENCIES (I+II+III)		5,083.993	23,448.807	28,532.800	4,606.892	22,448.542	27,055.434
I. GUARANTEES AND COLLATERALS	(1)	279.372	1,475.754	1,755.126	390.799	1,391.865	1,782.664
1.1 Letters of guarantee		279.372	773.372	1,052.744	390.799	805.948	1,196.747
1.1.1 Guarantees subject to State Tender Law		-	-	-	-	-	-
1.1.2 Guarantees given for foreign trade operations		-	-	-	-	-	-
1.1.3 Other letters of guarantee		279.372	773.372	1,052.744	390.799	805.948	1,196.747
1.2 Bank acceptances		-	18.442	18.442	-	19.027	19.027
1.2.1 Import letters of acceptance		-	18.442	18.442	-	19.027	19.027
1.2.2 Other bank acceptances		-	-	-	-	-	-
1.3 Letters of credit		-	683.940	683.940	-	566.890	566.890
1.3.1 Documentary letters of credit		-	683.940	683.940	-	566.890	566.890
1.3.2 Other letters of credit		-	-	-	-	-	-
1.4 Prefinancing given as guarantee		-	-	-	-	-	-
1.5 Endorsements		-	-	-	-	-	-
1.5.1 Endorsements to the Central Bank of Turkey		-	-	-	-	-	-
1.5.2 Other endorsements		-	-	-	-	-	-
1.6 Securities issue purchase guarantees		-	-	-	-	-	-
1.7 Factoring guarantees		-	-	-	-	-	-
1.8 Other guarantees		-	-	-	-	-	-
1.9 Other collaterals		-	-	-	-	-	-
II. COMMITMENTS	(1)	1,411.457	3,487.858	4,899.315	1,442.326	3,583.979	5,026.305
2.1 Irrevocable commitments		1,011.918	570.490	1,582.408	1,009.744	303.817	1,313.561
2.1.1 Forward asset purchase and sales commitments		140.086	428.031	568.117	55.547	55.042	110.589
2.1.2 Forward deposit purchase and sales commitments		-	-	-	-	-	-
2.1.3 Share capital commitment to associates and subsidiaries		-	-	-	-	-	-
2.1.4 Loan granting commitments		-	-	-	-	-	-
2.1.5 Securities underwriting commitments		-	-	-	-	-	-
2.1.6 Commitments for reserve deposit requirements		-	-	-	-	-	-
2.1.7 Payment commitment for checks		-	-	-	-	-	-
2.1.8 Tax and fund liabilities from export commitments		-	-	-	-	-	-
2.1.9 Commitments for credit card expenditure limits		-	-	-	-	-	-
2.1.10 Commitments for promotions related with credit cards and banking activities		-	-	-	-	-	-
2.1.11 Receivables from short sale commitments		-	-	-	-	-	-
2.1.12 Payables for short sale commitments		-	-	-	-	-	-
2.1.13 Other irrevocable commitments		871.832	142.459	1,014.291	954.197	248.775	1,202.972
2.2 Revocable commitments		399.539	2,917.368	3,316.907	432.582	3,280.162	3,712.744
2.2.1 Revocable loan granting commitments		399.539	2,917.368	3,316.907	432.582	3,280.162	3,712.744
2.2.2 Other revocable commitments		-	-	-	-	-	-
III. DERIVATIVE FINANCIAL INSTRUMENTS	(2)	3,393.164	18,485.195	21,878.359	2,773.767	17,472.698	20,246.465
3.1 Derivative financial instruments for hedging purposes		-	4,571.640	4,571.640	-	4,689.900	4,689.900
3.1.1 Fair value hedge		-	4,571.640	4,571.640	-	4,689.900	4,689.900
3.1.2 Cash flow hedge		-	-	-	-	-	-
3.1.3 Hedge of net investment in foreign operations		-	-	-	-	-	-
3.2 Held for trading transactions		3,393.164	13,913.555	17,306.719	2,773.767	12,782.798	15,556.565
3.2.1 Forward foreign currency buy/sell transactions		307.214	704.113	1,011.327	47.844	359.244	407.088
3.2.1.1 Forward foreign currency transactions-buy		157.047	348.865	505.912	23.898	180.556	204.454
3.2.1.2 Forward foreign currency transactions-sell		150.167	355.248	505.415	23.946	178.688	202.634
3.2.2 Swap transactions related to f.c. and interest rates		1,900.440	11,673.312	13,573.752	1,672.001	10,911.718	12,583.719
3.2.2.1 Foreign currency swaps-buy		722.046	2,403.168	3,125.214	748.975	1,969.096	2,718.071
3.2.2.2 Foreign currency swaps-sell		1,133.538	1,945.574	3,079.112	878.170	1,798.598	2,676.768
3.2.2.3 Interest rate swaps-buy		22.428	3,662.285	3,684.713	22.428	3,572.012	3,594.440
3.2.2.4 Interest rate swaps-sell		22.428	3,662.285	3,684.713	22.428	3,572.012	3,594.440
3.2.3 Foreign currency, interest rate and securities options		1,185.510	1,435.282	2,620.792	1,053.922	1,422.626	2,476.548
3.2.3.1 Foreign currency options-buy		592.755	717.760	1,310.515	526.886	711.313	1,238.199
3.2.3.2 Foreign currency options-sell		592.755	717.522	1,310.277	526.886	711.313	1,238.199
3.2.3.3 Interest rate options-buy		-	-	-	-	-	-
3.2.3.4 Interest rate options-sell		-	-	-	-	-	-
3.2.3.5 Securities options-buy		-	-	-	-	-	-
3.2.3.6 Securities options-sell		-	-	-	150	-	150
3.2.4 Foreign currency futures		-	-	-	-	-	-
3.2.4.1 Foreign currency futures-buy		-	-	-	-	-	-
3.2.4.2 Foreign currency futures-sell		-	-	-	-	-	-
3.2.5 Interest rate futures		-	-	-	-	-	-
3.2.5.1 Interest rate futures-buy		-	-	-	-	-	-
3.2.5.2 Interest rate futures-sell		-	-	-	-	-	-
3.2.6 Other		-	100.848	100.848	-	89.210	89.210
B. CUSTODY AND PLEDGED SECURITIES (IV+V+VI)		39,776.782	146,477.894	186,254.676	34,498.158	145,401.774	179,899.932
IV. ITEMS HELD IN CUSTODY		3,514.078	271.505	3,785.583	3,650.448	114.984	3,765.432
4.1 Customers' securities held		-	-	-	-	-	-
4.2 Investment securities held in custody		1,421.726	271.505	1,693.231	1,649.997	114.984	1,764.981
4.3 Checks received for collection		-	-	-	-	-	-
4.4 Commercial notes received for collection		-	-	-	-	-	-
4.5 Other assets received for collection		-	-	-	-	-	-
4.6 Assets received for public offering		-	-	-	-	-	-
4.7 Other items under custody		-	-	-	-	-	-
4.8 Custodians		2,092.352	-	2,092.352	2,000.451	-	2,000.451
V. PLEDGED ITEMS		25,992.514	89,219.438	115,211.952	20,596.654	87,050.467	107,647.121
5.1 Marketable securities		450.939	4,963.268	5,414.207	450.939	5,057.844	5,508.783
5.2 Guarantee notes		72.800	1,636.054	1,708.854	81.885	1,663.046	1,744.931
5.3 Commodity		-	-	-	-	-	-
5.4 Warranty		-	-	-	-	-	-
5.5 Real estates		370.357	25,004.031	25,374.388	355.357	24,150.259	24,505.616
5.6 Other pledged items		25,098.418	57,616.085	82,714.503	19,708.473	56,179.318	75,887.791
5.7 Pledged items-depository		-	-	-	-	-	-
VI. ACCEPTED BILLS OF EXCHANGE AND COLLATERALS		10,270.190	56,986.951	67,257.141	10,251.056	58,236.323	68,487.379
TOTAL OFF BALANCE SHEET ITEMS (A+B)		44,860.775	169,926.701	214,787.476	39,105.050	167,850.316	206,955.366

The accompanying notes are an integral part of these consolidated financial statements.

TÜRKİYE SİNAİ KALKINMA BANKASI A.Ş. AND ITS SUBSIDIARIES
CONSOLIDATED INCOME STATEMENT
FOR THE THREE-MONTH PERIOD ENDED 31 MARCH 2016

(Amounts are expressed in thousands of Turkish Lira (TL) unless otherwise stated.)

	Note Ref.	Reviewed Current Period 1 January 2016– 31 March 2016	Reviewed Prior Period 1 January 2015– 31 March 2015
I. INTEREST INCOME	(1)	335.222	231.366
1.1 Interest on loans		188.174	153.806
1.2 Interest received from reserve deposits		844	60
1.3 Interest received from banks		4.131	5.038
1.4 Interest received from money market placements		44.502	6.188
1.5 Interest received from marketable securities portfolio		97.383	66.228
1.5.1 Financial assets held for trading		1.022	414
1.5.2 Financial assets at fair value through profit and loss		-	-
1.5.3 Available-for-sale financial assets		69.826	65.814
1.5.4 Investments held-to-maturity		26.535	-
1.6 Finance lease income		-	1
1.7 Other interest income		188	45
II. INTEREST EXPENSES	(2)	(144.595)	(103.902)
2.1 Interest on deposits		-	-
2.2 Interest on funds borrowed		(52.400)	(42.091)
2.3 Interest on money market borrowings		(65.750)	(48.290)
2.4 Interest on securities issued		(26.399)	(13.502)
2.5 Other interest expense		(46)	(19)
III. NET INTEREST INCOME (I - II)		190.627	127.464
IV. NET FEES AND COMMISSIONS INCOME		6.880	6.780
4.1 Fees and commissions received		10.010	8.003
4.1.1 Non-cash loans		2.745	1.994
4.1.2 Other	(11)	7.265	6.009
4.2 Fees and commissions paid		(3.130)	(1.223)
4.2.1 Non-cash loans		(211)	(222)
4.2.2 Other		(2.919)	(1.001)
V. DIVIDEND INCOME	(3)	11.332	10.015
VI. NET TRADING INCOME	(4)	(10.107)	9.040
6.1 Securities trading gains/ (losses)		2.691	8.133
6.2 Derivative financial instruments gains/losses		(78.960)	(46.044)
6.3 Foreign exchange gains/losses (net)		66.162	46.951
VII. OTHER OPERATING INCOME	(5)	9.248	42.052
VIII. TOTAL OPERATING INCOME (III+IV+V+VI+VII)		207.980	195.351
IX. PROVISION FOR LOAN LOSSES AND OTHER RECEIVABLES (-)	(6)	(16.385)	(56.127)
X. OTHER OPERATING EXPENSES (-)	(7)	(37.859)	(35.802)
XI. NET OPERATING INCOME/(LOSS) (VIII-IX-X)		153.736	103.422
XII. AMOUNT IN EXCESS RECORDED AS GAIN AFTER MERGER		-	-
XIII. PROFIT / (LOSS) ON EQUITY METHOD		11.895	13.813
XIV. GAIN / (LOSS) ON NET MONETARY POSITION		-	-
XV. PROFIT/(LOSS) FROM CONTINUED OPERATIONS BEFORE TAXES (XI+XII+XIII+XIV)		165.631	117.235
XVI. TAX PROVISION FOR CONTINUED OPERATIONS (±)	(8)	(29.450)	(19.243)
16.1 Provision for current income taxes		(36.010)	(2.879)
16.2 Provision for deferred taxes		6.560	(16.364)
XVII. NET PROFIT/(LOSS) FROM CONTINUED OPERATIONS (XV±XVI)	(9)	136.181	97.992
XVIII. INCOME ON DISCONTINUED OPERATIONS		-	-
18.1 Income on assets held for sale		-	-
18.2 Income on sale of associates, subsidiaries and jointly controlled entities (Joint vent.)		-	-
18.3 Income on other discontinued operations		-	-
XIX. LOSS FROM DISCONTINUED OPERATIONS (-)		-	-
19.1 Loss from assets held for sale		-	-
19.2 Loss on sale of associates, subsidiaries and jointly controlled entities (Joint vent.)		-	-
19.3 Loss from other discontinued operations		-	-
XX. PROFIT / (LOSS) ON DISCONTINUED OPERATIONS BEFORE TAXES (XVIII-XIX)		-	-
XXI. TAX PROVISION FOR DISCONTINUED OPERATIONS(±)		-	-
21.1 Provision for current income taxes		-	-
21.2 Provision for deferred taxes		-	-
XXII. NET PROFIT/LOSS FROM DISCONTINUED OPERATIONS (XX±XXI)		-	-
XXIII. NET PROFIT/LOSS (XVII+XXII)	(10)	136.181	97.992
23.1 Group's profit / loss		136.928	99.124
23.2 Minority shares		(747)	(1.132)
Earnings / (losses) per share (in full Kurus)		0.078	0.057

The accompanying notes are an integral part of these consolidated financial statements.

TÜRKİYE SINAI KALKINMA BANKASI A.Ş. AND ITS SUBSIDIARIES
CONSOLIDATED STATEMENT OF COMPREHENSIVE INCOME
FOR THE THREE-MONTH PERIOD ENDED 31 MARCH 2016

(Amounts are expressed in thousands of Turkish Lira (TL) unless otherwise stated.)

	Reviewed Current Period 1 January 2016 – 31 March 2016	Reviewed Prior Period 1 January 2015 – 31 March 2015
PROFIT AND LOSS ITEMS ACCOUNTED FOR UNDER SHAREHOLDER'S EQUITY		
I. ADDITIONS TO MARKETABLE SECURITIES REVALUATION DIFFERENCES FOR AVAILABLE FOR SALE FINANCIAL ASSETS	37.636	(48.435)
II. TANGIBLE ASSETS REVALUATION DIFFERENCES	-	-
III. INTANGIBLE ASSETS REVALUATION DIFFERENCES	-	-
IV. TRANSLATION DIFFERENCES FOR TRANSACTIONS IN FOREIGN CURRENCIES	-	-
V. GAIN/LOSS ON DERIVATIVE FINANCIAL ASSETS HELD FOR CASH FLOW HEDGES (effective portion of fair value differences)	-	-
VI. GAIN/LOSS ON DERIVATIVE FINANCIAL ASSETS HELD FOR HEDGES OF NET INVESTMENT IN FOREIGN OPERATIONS (effective portion)	-	-
VII. EFFECTS OF CHANGES IN ACCOUNTING POLICIES AND CORRECTIONS OF ERRORS	-	-
VIII. OTHER PROFIT/LOSS ITEMS ACCOUNTED FOR UNDER SHAREHOLDERS' EQUITY AS PER TAS	(9.682)	(6.307)
IX. DEFERRED TAX OF VALUATION DIFFERENCES	(7.379)	9.395
X. NET PROFIT/LOSS ACCOUNTED FOR DIRECTLY UNDER SHAREHOLDERS' EQUITY (I+II+...+IX)	20.575	(45.347)
XI. CURRENT YEAR PROFIT/LOSS	136.181	97.992
11.1 Net changes in fair value of securities (Recycled to Profit/Loss)	1.565	7.650
11.2 Reclassification of and recycling derivatives accounted for cash flow hedge purposes to Income Statement	-	-
11.3 Recycling hedge of net investments in foreign operations to Income Statement	-	-
11.4 Other	134.616	90.342
XII. TOTAL PROFIT/LOSS ACCOUNTED FOR THE CURRENT PERIOD (X±XI)	156.756	52.645

The accompanying notes are an integral part of these consolidated financial statements.

TÜRKİYE SİNAİ KALKINMA BANKASI A.Ş. AND ITS SUBSIDIARIES
CONSOLIDATED STATEMENT OF CHANGES IN EQUITY
FOR THE THREE-MONTH PERIOD ENDED 31 MARCH 2016
(Amounts are expressed in thousands of Turkish Lira (TL) unless otherwise stated.)

CHANGES IN SHAREHOLDER'S EQUITY	Note Ref.	Paid in Capital	Other Capital Reserves	Share Premiums	Share Cancellation Profits	Legal Reserves	Status Reserves	Extraordinary Reserves	Other Reserves	Current Period Net Profit / Loss	Prior Period Net Profit / Loss	Marketable Security Revaluation Differences	Tangible and Intangible Assets Revaluation Differences	Bonus Shares Obtained from Associates, Subs and Jointly Controlled Entities	Hedging Reserves	Revaluation Surplus on Assets Held for sale and on Disc. Operations	Shareholders' Equity Before Non-controlling Interest	Non-Controlling Interest	Total Shareholders' Equity
Prior Period – 31 March 2015																			
I. Opening Balance		1.500.000	374	413	-	175.765	75.641	61.244	2.758	-	417.290	113.993	9.320	-	-	-	2.356.798	67.453	2.424.251
II. Increase / Decrease related to merger		-	-	-	-	-	-	-	-	-	-	-	-	-	-	-	-	-	-
III. Marketable securities value increase fund		-	-	-	-	-	-	-	-	-	-	(45.347)	-	-	-	-	(45.347)	(11)	(45.358)
IV. Hedging (Effective portion)		-	-	-	-	-	-	-	-	-	-	-	-	-	-	-	-	-	-
4.1 Cash-flow hedge		-	-	-	-	-	-	-	-	-	-	-	-	-	-	-	-	-	-
4.2 Hedge of net investment in foreign operations		-	-	-	-	-	-	-	-	-	-	-	-	-	-	-	-	-	-
V. Tangible assets revaluation differences		-	-	-	-	-	-	-	-	-	(7.616)	-	7.616	-	-	-	-	-	-
VI. Intangible assets revaluation differences		-	-	-	-	-	-	-	-	-	-	-	-	-	-	-	-	-	-
VII. Bonus shares obtained from associates, subsidiaries and jointly controlled entities (Joint Vent.)		-	-	-	-	-	-	-	-	-	-	-	-	-	-	-	-	-	-
VIII. Foreign exchange differences		-	-	-	-	-	-	-	-	-	-	-	-	-	-	-	-	-	-
IX. Disposal of assets		-	-	-	-	-	-	-	-	-	-	-	-	-	-	-	-	-	-
X. Reclassification of assets		-	-	-	-	-	-	-	-	-	-	-	-	-	-	-	-	-	-
XI. Effect of change in equities of associates on bank's equity		-	-	-	-	-	-	-	-	-	-	-	-	-	-	-	-	-	-
XII. Capital increase		-	-	-	-	-	-	-	-	-	-	-	-	-	-	-	-	-	-
12.1 Cash		-	-	-	-	-	-	-	-	-	-	-	-	-	-	-	-	-	-
12.2 Internal sources		-	-	-	-	-	-	-	-	-	-	-	-	-	-	-	-	-	-
XIII. Share issuance		-	-	-	-	-	-	-	-	-	-	-	-	-	-	-	-	-	-
XIV. Share cancellation profits		-	-	-	-	-	-	-	-	-	-	-	-	-	-	-	-	-	-
XV. Effect of inflation on paid-in capital		-	-	-	-	-	-	-	-	-	-	-	-	-	-	-	-	-	-
XVI. Other		-	(11)	4	-	1	-	36	11	-	690	-	-	-	-	-	731	(1.342)	(611)
XVII. Period net income		-	-	-	-	-	-	-	-	99.124	-	-	-	-	-	-	99.124	(1.132)	97.992
XVIII. Profit distribution		-	-	-	-	19.305	-	27.945	-	-	(127.658)	-	-	-	-	-	(80.408)	-	(80.408)
18.1 Dividends distributed		-	-	-	-	-	-	-	-	-	(80.408)	-	-	-	-	-	(80.408)	-	(80.408)
18.2 Transfers to reserves		-	-	-	-	19.305	-	27.945	-	-	(47.250)	-	-	-	-	-	-	-	-
18.3 Other		-	-	-	-	-	-	-	-	-	-	-	-	-	-	-	-	-	-
Closing Balance		1.500.000	363	417	-	195.071	75.641	89.225	2.769	99.124	282.706	68.646	16.936	-	-	-	2.330.898	64.968	2.395.866
Current Period – 31 March 2016																			
I. Opening Balance		1.750.000	30	428	-	195.072	75.641	89.478	2.711	-	458.078	(27.755)	174.619	-	-	-	2.718.302	65.490	2.783.792
II. Increase / Decrease related to merger		-	-	-	-	-	-	-	-	-	-	-	-	-	-	-	-	-	-
III. Marketable securities value increase fund		-	-	-	-	-	-	-	-	-	-	17.991	-	-	-	-	17.991	(4)	17.987
IV. Hedging (Effective portion)		-	-	-	-	-	-	-	-	-	-	-	-	-	-	-	-	-	-
4.1 Cash-flow hedge		-	-	-	-	-	-	-	-	-	-	-	-	-	-	-	-	-	-
4.2 Hedge of net investment in foreign operations		-	-	-	-	-	-	-	-	-	-	-	-	-	-	-	-	-	-
V. Tangible assets revaluation differences		-	-	-	-	-	-	-	-	-	(20)	-	20	-	-	-	-	-	-
VI. Intangible assets revaluation differences		-	-	-	-	-	-	-	-	-	-	-	-	-	-	-	-	-	-
VII. Bonus shares obtained from associates, subsidiaries and jointly controlled entities (Joint Vent.)		-	-	-	-	-	-	-	-	-	-	-	-	-	-	-	-	-	-
VIII. Foreign exchange differences		-	-	-	-	-	-	-	-	-	-	2.508	-	-	-	-	2.508	-	2.508
IX. Disposal of assets		-	-	-	-	-	-	-	-	-	-	-	-	-	-	-	-	-	-
X. Reclassification of assets		-	-	-	-	-	-	-	-	-	-	-	-	-	-	-	-	-	-
XI. Effect of change in equities of associates on bank's equity		-	-	-	-	-	-	-	-	-	-	-	-	-	-	-	-	-	-
XII. Capital increase		-	-	-	-	-	-	-	-	-	-	-	-	-	-	-	-	-	-
12.1 Cash		-	-	-	-	-	-	-	-	-	-	-	-	-	-	-	-	-	-
12.2 Internal sources		-	-	-	-	-	-	-	-	-	-	-	-	-	-	-	-	-	-
XIII. Share issuance		-	-	-	-	-	-	-	-	-	-	-	-	-	-	-	-	-	-
XIV. Share cancellation profits		-	-	-	-	-	-	-	-	-	-	-	-	-	-	-	-	-	-
XV. Effect of inflation on paid-in capital		-	-	-	-	-	-	-	-	-	-	-	-	-	-	-	-	-	-
XVI. Other		-	10	-	-	-	-	-	76	-	-	-	-	-	-	-	86	-	86
XVII. Period net income		-	-	-	-	-	-	-	-	136.928	-	-	-	-	-	-	136.928	(747)	136.181
XVIII. Profit distribution		-	-	-	-	21.289	-	23.697	-	-	(106.825)	-	-	-	-	-	(61.839)	-	(61.839)
18.1 Dividends distributed		-	-	-	-	-	-	-	-	-	(61.839)	-	-	-	-	-	(61.839)	-	(61.839)
18.2 Transfers to reserves		-	-	-	-	21.289	-	23.697	-	-	(44.986)	-	-	-	-	-	-	-	-
18.3 Other		-	-	-	-	-	-	-	-	-	-	-	-	-	-	-	-	-	-
Closing Balance		1.750.000	40	428	-	216.361	75.641	113.175	2.787	136.928	351.233	(7.256)	174.639	-	-	-	2.813.976	64.739	2.878.715

The accompanying notes are an integral part of these consolidated financial statements.

TÜRKİYE SİNAİ KALKINMA BANKASI A.Ş. AND ITS SUBSIDIARIES
CONSOLIDATED STATEMENT OF CASH FLOWS
FOR THE THREE-MONTH PERIOD ENDED 31 MARCH 2016
(Amounts are expressed in thousands of Turkish Lira (TL) unless otherwise stated.)

	Notes	Reviewed Current Period 31 March 2016	Reviewed Prior Period 31 March 2015
A. CASH FLOWS FROM BANKING OPERATIONS			
1.1 Operating profit before changes in operating assets and liabilities		104.003	177.443
1.1.1 Interest received		281.928	187.571
1.1.2 Interest paid		(27.524)	(65.050)
1.1.3 Dividends received		9.068	7.813
1.1.4 Fees and commissions received		10.010	8.003
1.1.5 Other income		24.999	22.095
1.1.6 Collections from previously written off loans		6.245	12
1.1.7 Payments to personnel and service suppliers		(35.678)	(29.961)
1.1.8 Taxes paid		(41.857)	(35.410)
1.1.9 Others	(1)	(123.188)	82.370
1.2 Changes in operating assets and liabilities		63.750	386.487
1.2.1 Net (increase) decrease in financial assets		(25.127)	9.404
1.2.2 Net (increase) decrease in financial assets at fair value through profit or loss		-	-
1.2.3 Net (increase) decrease in due from banks and other financial institutions		-	-
1.2.4 Net (increase) decrease in loans		(446.987)	(428.988)
1.2.5 Net (increase) decrease in other assets		126.827	(207.198)
1.2.6 Net increase (decrease) in bank deposits		-	-
1.2.7 Net increase (decrease) in other deposits		-	-
1.2.8 Net increase (decrease) in funds borrowed		(106.364)	755.366
1.2.9 Net increase (decrease) in matured payables		-	-
1.2.10 Net increase (decrease) in other liabilities	(1)	515.401	257.903
I. Net cash provided by/(used in) banking operations		167.753	563.930
B. CASH FLOWS FROM INVESTING ACTIVITIES			
II. Net cash provided by/(used in) investing activities		(116.861)	(380.464)
2.1 Cash paid for purchase of entities under common control, associates and subsidiaries		-	-
2.2 Cash obtained from sale of entities under common control, associates and subsidiaries		-	-
2.3 Fixed asset purchases		(1.716)	(11.209)
2.4 Fixed asset sales		102	3.782
2.5 Cash paid for purchase of financial assets available for sale		(255.722)	(931.016)
2.6 Cash obtained from sale of financial assets available for sale		141.492	558.072
2.7 Cash paid for purchase of investment securities		-	-
2.8 Cash obtained from sale of investment securities		-	-
2.9 Others	(1)	(1.017)	(93)
C. CASH FLOWS FROM FINANCING ACTIVITIES			
III. Net cash provided by/(used in) financing activities		(61.839)	(33.054)
3.1 Cash obtained from funds borrowed and securities issued		-	-
3.2 Cash used for repayment of funds borrowed and securities issued		-	-
3.3 Capital increase		-	-
3.4 Dividends paid		(61.839)	(33.054)
3.5 Payments for finance leases		-	-
3.6 Other		-	-
IV. Effect of change in foreign exchange rate on cash and cash equivalents	(1)	(5.103)	8.249
V. Net increase / (decrease) in cash and cash equivalents		(16.050)	158.661
VI. Cash and cash equivalents at beginning of the period		1.868.915	642.972
VII. Cash and cash equivalents at end of the period		1.852.865	801.633

The accompanying notes are an integral part of these consolidated financial statements.

TÜRKİYE SİNAİ KALKINMA BANKASI A.Ş AND ITS SUBSIDIARIES
NOTES TO THE CONSOLIDATED FINANCIAL STATEMENTS
FOR THE INTERIM PERIOD ENDED 31 MARCH 2016

(Amounts are expressed in thousands of Turkish Lira (TL) unless otherwise stated.)

SECTION THREE

ACCOUNTING POLICIES

I. Basis of presentation

I.a Presentation of consolidated financial statements and notes to the consolidated financial statements according to Turkish Accounting Standards and Banking Accounting Regulations and Safeguarding of Documents

As prescribed in the Article 37 and Article 38 of the Banking Act No. 5411, the Parent Bank prepares its financial statements and underlying documents in accordance with the “Regulation on the Procedures and Principles for Accounting Practices and Retention of Documents by Banks” and other regulations, explanations and circulars on accounting and financial reporting principles announced by the Banking Regulation and Supervision Agency (“BRSA”) and Turkish Accounting Standards (“TAS”) published by Public Oversight Accounting and Auditing Standards Authority (“POA”) except for matters regulated by BRSA legislation. TAS consists of Turkish Accounting Standards, Turkish Financial Reporting Standards and related appendices and interpretations.

The format and content of the accompanying consolidated financial statements and footnotes have been prepared in accordance with the “Communique’ on Publicly Announced Financial Statements Explanations and notes to the Financial Statements” and “Communique on Disclosures About Risk Management to be Announced to Public by Banks.”

Amounts in the consolidated financial statements, the underlying explanations and disclosures are expressed in Thousands of Turkish Lira unless otherwise stated.

Additional paragraph for convenience translation to English

The differences between accounting principles, as described in the preceding paragraph, and the accounting principles generally accepted in countries, in which the accompanying financial statements are to be distributed, and International Financial Reporting Standards (“IFRS”), may have significant influence on the accompanying financial statements. Accordingly, the accompanying financial statements are not intended to present the financial position and results of operations in accordance with the accounting principles generally accepted in such countries and IFRS.

I.b The valuation principles used in the preparation of the financial statements

The accounting rules and the valuation principles used in the preparation of the financial statements were implemented as stated in the BRSA Financial Reporting Standards. These accounting policies and valuation principles are explained in the below notes through II to XXIII.

I.c The accounting policies for the correct understanding of the financial statements

The following accounting policies that applied according to BRSA Financial Reporting Standards and TAS for the correct understanding of the financial statements and valuation principles used in preparation of the financial statements are presented in more detail below.

I.d In preparing the consolidated financial statements, items which different accounting policies adopted and their ratio on total of related consolidated financial statement

There is no different accounting policy used in consolidated financial statements.

TÜRKİYE SİNAİ KALKINMA BANKASI A.Ş AND ITS SUBSIDIARIES
NOTES TO THE CONSOLIDATED FINANCIAL STATEMENTS
FOR THE INTERIM PERIOD ENDED 31 MARCH 2016

(Amounts are expressed in thousands of Turkish Lira (TL) unless otherwise stated.)

SECTION THREE (Continued)

ACCOUNTING POLICIES (Continued)

II. Explanations on usage strategy of financial assets and foreign currency transactions

The main sources of the funds of the Group have variable interest rates. The financial balances are monitored frequently and fixed and floating interest rate placements are undertaken according to the return on the alternative financial instruments. The macro goals related to balance sheet amounts are set during budgeting process and positions are taken accordingly.

Due to the fact that the great majority of the loans extended by the Parent Bank have a flexibility of reflecting changes in the market interest rates to the customers, the interest rate risk is kept at minimum level. Moreover, the highly profitable Eurobond and the foreign currency government indebtedness securities portfolio have the attribute of eliminating the risks of interest rate volatility.

The fixed rate Eurobond issued by the Bank and a portion of fixed rate funds borrowed are subject to fair value hedge accounting. The Bank enters into interest rate swap agreements in order to hedge the change in fair values of its fixed rate financial liabilities. The changes in the fair value of the hedged fixed rate financial liabilities and hedging interest rate swaps are recognised under the statement of profit/loss. At the beginning and later period of the hedging transaction, the aforementioned hedging transactions are expected to offset changes occurred in the relevant period of the hedging transaction and hedged risk (attributable to hedging risk) and effectiveness tests are performed in this regard.

The Bank performs effectiveness test at the beginning of the hedge accounting and at each reporting period. The effectiveness tests are carried out using the “Dollar off-set model” and the hedge accounting is applied as long as the test results are between the range of 80%-125% of effectiveness.

The hedge accounting is discontinued when the hedging instrument expires, is exercised, sold or no longer effective. When discontinuing fair value hedge accounting, the cumulative fair value changes in carrying value of the hedged item arising from the hedged risk are amortised and recognized in income statement over the life of the hedged item from that date of the hedge accounting is discontinued.

The Group liquidity is regularly monitored. Moreover, the need of liquidity in foreign currencies is safeguarded by currency swaps.

Commercial placements are managed with high return and low risk assets considering the international and domestic economic expectations, market conditions, creditors’ expectations and their tendencies, interest-liquidity and other similar factors. Prudence principle is adopted in the placement decisions. The long term placements are made under project finance. A credit policy is implemented such a way that harmonizing the profitability of the projects, the collateral and the value add introduced by the Parent Bank.

The movements of foreign exchange rates in the market, interest rates and prices are monitored instantaneously. While taking positions, the Bank’s unique operating and control limits are watched effectively besides statutory limits. Limit overs are not allowed.

The Group’s strategy of hedging interest rate and foreign currency risks arising from fixed and variable interest rate funds and foreign currency available for sale securities:

A great majority of foreign currency available for sale securities are financed with foreign currency resources. Accordingly, the anticipated possible depreciation of local currency against other currencies is eliminated. A foreign currency basket is formulated in terms of the indicated foreign currency to hedge the risk exposure of changes cross currency parity.

TÜRKİYE SİNAİ KALKINMA BANKASI A.Ş AND ITS SUBSIDIARIES
NOTES TO THE CONSOLIDATED FINANCIAL STATEMENTS
FOR THE INTERIM PERIOD ENDED 31 MARCH 2016

(Amounts are expressed in thousands of Turkish Lira (TL) unless otherwise stated.)

SECTION THREE (Continued)

ACCOUNTING POLICIES (Continued)

II. Explanations on usage strategy of financial assets and foreign currency transactions (continued)

Interest rate risk is mitigated by constituting a balanced asset composition in compliance with the structure of fixed and floating rate of funding resources.

The hedging strategies for other foreign exchange risk exposures:

A stable foreign exchange position strategy is implemented and to be secured from cross currency risk, the current foreign exchange position is monitored by considering a currency basket in specific foreign currencies.

The foreign exchange gains and losses on foreign currency transactions are accounted for in the period of the transaction. Foreign exchange assets and liabilities are translated to Turkish Lira using foreign exchange bid rate as of the reporting date, and the resulting gains and losses are recorded in foreign exchange gains or losses.

III. Information about the Parent Bank and its subsidiaries and associates subject to consolidation

Explanations about the Parent Bank and its subsidiaries and associates subject to consolidation are described in General Information Section VI.

IV. Explanations on forward and option contracts and derivative instruments

The Parent Bank is exposed to financial risk which depend on changes in foreign exchange rates and interest rates due to activities and as part of banking activities uses derivative instruments to manage financial risk that especially associated with fluctuations in foreign exchange and interest rate. Mainly derivative instruments used by the Group are foreign currency forwards, swaps, and option agreements.

The derivative financial instruments are accounted for at their fair values as of the date of the agreements entered into and subsequently valued at fair value. The Derivatives instruments including both economic hedges and derivatives specified as hedging items are classified as either “trading purposes” or “hedging purposes” as per the Turkish Accounting Standart (“TAS 39”) “Financial Instruments: Recognition and Measurement”.

When a derivative financial instrument, the originally designed as a hedge by the Bank, the relationship between the Bank's financial risk from hedged item and the hedging instrument, the risk management objectives and strategy of hedging transaction and the methods that will be used in the measurement of effectiveness, describe in written. The bank, at the beginning of the aforementioned engagement and during the ongoing process, evaluates whether the hedging instruments are effective on changes in the fair values or actual results of hedging are within the range of 80% - 125%.

V. Explanations on interest income and expenses

Interest income and expenses are recognized in the income statement for all interest bearing instruments on an accrual basis using the effective interest method (the rate that equalizes the future cash flows of financial assets and liabilities to the current net book value). In accordance with the related regulation, realized and unrealized interest accruals of the non-performing loans are reversed and interest income related to these loans are recorded as interest income only when collected.

TÜRKİYE SİNAİ KALKINMA BANKASI A.Ş AND ITS SUBSIDIARIES
NOTES TO THE CONSOLIDATED FINANCIAL STATEMENTS
FOR THE INTERIM PERIOD ENDED 31 MARCH 2016

(Amounts are expressed in thousands of Turkish Lira (TL) unless otherwise stated.)

SECTION THREE (Continued)

ACCOUNTING POLICIES (Continued)

VI. Explanations on fees and commission income and expenses

Fees and commissions received from cash loans, that are not an integral part of the effective interest rate, and fees for various banking services are recorded as income when collected. Fees and commissions paid for the funds borrowed, which are not integral parts of the effective interest rate of the funds borrowed, are recorded as expense on the date of the payment. The fees and commission income and expenses obtained from loans are recorded under income and expense accounts in the related period by discounting with effective interest method according to matching principle. The commissions income of non-cash loans are reflected in accounts by accrual basis.

VII. Explanations on financial assets

Financial instruments comprise financial assets, financial liabilities and derivative instruments. Financial instruments constitute the both of the Group's trading activities and operations. Risks related with these instruments constitutes majority of total risks. Financial instruments affect liquidity, market, and credit risks on the Group's balance sheet in all respects. The Group trades these instruments on behalf of its customers and on its own behalf.

Basically, financial assets create the majority of the commercial activities and operations of the Group. These instruments expose, affect and diminish the liquidity, credit and interest risks in the financial statements.

All regular way purchases and sales of financial assets are recognized on the settlement date i.e. the date that the asset is delivered to or by the Group. Settlement date accounting requires (a) accounting of the asset when acquired by the institution, and (b) disposing of the asset out of the balance sheet on the date settled by the institution; and accounting of gain or loss on disposal. In case of application of settlement date accounting, the entity accounts for the changes that occur in the fair value of the asset in the period between commercial transaction date and settlement date as in the assets that the entity settles.

Regular way purchases or sales are purchases or sales of financial assets that require delivery of assets within the time frame generally established by regulation or convention in the market place. Changes in fair value of assets to be received during the period between the trade date and the settlement date are accounted for in the same way as the acquired assets.

Fair value differences are not accounted for assets presented at cost or amortized cost; gain or loss of financial assets at fair value through profit and loss are reflected in the income statement, gain or loss of available for sale assets are accounted for under the shareholders' equity.

The methods and assumptions used in determining the reasonable estimated values of all of the financial instruments are explained below.

Cash, Banks and Other Financial Institutions:

Cash and cash equivalents comprise cash in vault and foreign currency cash. Foreign currency cash and foreign currency deposits are reflected to balance sheet in TL which is translated in accordance with prevalent exchange rate on reporting date. The book values of these assets approximate to their fair values.

TÜRKİYE SİNAİ KALKINMA BANKASI A.Ş AND ITS SUBSIDIARIES
NOTES TO THE CONSOLIDATED FINANCIAL STATEMENTS
FOR THE INTERIM PERIOD ENDED 31 MARCH 2016

(Amounts are expressed in thousands of Turkish Lira (TL) unless otherwise stated.)

SECTION THREE (Continued)

ACCOUNTING POLICIES (Continued)

VII. Explanations on financial assets (continued)

Marketable Securities:

The Group classifies its marketable securities in 3 groups:

Financial assets at fair value through profit and loss: These transactions are classified in two categories.

(i) Trading securities for the purposes of short term profit taking through sale or buying back in a near future. (ii) The financial assets classified at inception as financial assets at fair value through profit or loss by the Group. The Group uses such classification above when permitted or for the purposes of providing a more proper disclosure. In this category, trading securities are initially recognized at cost and measured at fair value on the financial statements. Fair values of securities that are traded in an active market are determined based on quoted prices or current market prices.

Gains or losses resulting from such valuation are recorded in the profit and loss accounts. As per the explanations of the Uniform Code of Accounts (UCA), any positive difference between the historical cost and amortized cost of financial assets are booked under the “Interest Income” account, and in case the fair value of the asset is over the amortized cost, the positive difference is booked under the “Gains on Securities Trading” account. If the fair value is under the amortized cost, the negative difference is booked under the “Losses on Securities Trading” account. Any profit or loss resulting from the disposal of those assets before their maturity date is recognized within the framework of the same principles.

Available for sale financial assets are initially recognized at cost including the transaction costs. The interest income related to securities with fixed and variable interest under available for sale financial assets are recorded in interest income. After the initial recognition, available for sale securities are measured at fair value and the unrealized gain/loss originating from the difference between the amortized cost and the fair value is recorded in “Marketable Securities Value Increase Fund” under the equity.

All unquoted available for sale stocks are recorded by considering impairment, since respective fair values cannot be reliably measured. At the disposal of available for sale financial assets, value increases/decreases that are recorded in the securities value increase fund under equity are transferred to income statement.

Investments held to maturity include securities with fixed or determinable payments and fixed maturity where there is an intention of holding till maturity and the relevant conditions for fulfilment of such intention, including the funding ability. This portfolio excludes loans and receivables. After initial recognition held to maturity investments are measured at amortized cost by using internal rate of return less impairment losses, if any. Interest income earned from held-to-maturity investments is recognized as interest income on income statement.

The Group considered expected inflation index of future cash flows prevailing at the reporting date while calculating internal rate of return of the CPI indexed marketable securities. The effect of this application is accounted as interest received from marketable securities in the consolidated financial statements.

TÜRKİYE SİNAİ KALKINMA BANKASI A.Ş AND ITS SUBSIDIARIES
NOTES TO THE CONSOLIDATED FINANCIAL STATEMENTS
FOR THE INTERIM PERIOD ENDED 31 MARCH 2016

(Amounts are expressed in thousands of Turkish Lira (TL) unless otherwise stated.)

SECTION THREE (Continued)

ACCOUNTING POLICIES (Continued)

VII. Explanations on financial assets (continued)

Explanations on investments in associates and subsidiaries:

Investments in associates and subsidiaries are recognized within the scope of “TAS 27-Separate Financial Statements” and “TAS 28-Investments in Associates and Joint Ventures”. Investments in subsidiaries, whose shares are traded in an active market (stock market), are shown in the financial statements with their fair values by taking into account their prices recorded in the related market (stock market). Investments in subsidiaries and associates, whose shares are not traded in an active market (stock market), are followed at their cost of acquisition and these assets are shown in the financial statements with their cost values after the deduction of, if any, impairment losses.

Loans:

Loans are financial assets which have fixed payment terms and are not traded.

Loans are initially recognized at cost and measured at amortized cost by using effective interest rate. The duties, charges and other expenses paid for the collaterals obtained against loans are accepted as part of transaction costs and reflected to customers.

Turkish Lira (“TL”) cash loans are composed of foreign currency indexed loans and working capital loans; foreign currency (“FC”) cash loans are composed of investment loans, export financing loans and working capital loans.

Foreign currency indexed loans are converted into TL from the foreign currency rate as of the opening date and followed in TL accounts. Repayments are measured with the foreign currency rate at the payment date, the foreign currency gains and losses are reflected to the income statement.

Provision is set for the loans that may be doubtful and the amount is charged in the current period income statement as well as their classification to non-performing loans as per the related regulations. The collections made related to loans including those on non-performing loans for which provision is made in the current period are recorded in “Provision for Loans and Other Receivables (including received from Loans and receivables with doubtful collectability)” and “Interest Received from Non-performing Loans” account.

Releases of loan loss provisions are recorded by reversing the provisions booked during the year and the collections made related to loan losses previously accounted for are recorded to collections related to the prior period expenses.

VIII. Explanations on impairment on financial assets

At each reporting date, the Group evaluates the carrying amounts of its financial asset or a group of financial assets to determine whether there is an objective indication that those assets have suffered an impairment loss. If any such indication exists, the Group determines the related impairment.

A financial asset or a financial asset group incurs impairment loss only if there is an objective evidence related to the occurrence of one or more than one event (“loss event”) after the first recognition of that asset; and such loss event (or events) causes, an impairment as a result of the effect on the reliable estimate of the expected future cash flows of the related financial asset and asset group. Irrespective of high probability the expected losses for future events are not recognized.

Loans are classified and followed in line with the provisions of the “Regulation on Identification of Loans and Other Receivables and Provisioning against Them”, published in the Official Gazette No: 26333 dated 1 November 2006.

TÜRKİYE SİNAİ KALKINMA BANKASI A.Ş AND ITS SUBSIDIARIES
NOTES TO THE CONSOLIDATED FINANCIAL STATEMENTS
FOR THE INTERIM PERIOD ENDED 31 MARCH 2016

(Amounts are expressed in thousands of Turkish Lira (TL) unless otherwise stated.)

SECTION THREE (Continued)

ACCOUNTING POLICIES (Continued)

VIII. Explanations on impairment on financial assets (continued)

Specific provision is allocated for the total amount of loans and other receivables, which is deemed non-performing, without being restricted by the minimum legal requirements stated in the related regulation, and such specific provisions are recognized in the income statement.

The provisions, which are released within the same year, are credited to the “Provision Expenses” account and the released parts of the provisions from the previous years are transferred to and recognized in the “Other Operating Income” account.

Other than specific provisions, the Parent Bank provides general provision for loans and other receivables classified in accordance with the Regulation on Identification of and Provision against Non-Performing Loans and Other Receivables.

Subsequent to the change in the regulation on “Change in the Methods and Principles for the Determination of Loans and Other Receivables to be Reserved for and Allocation of Reserves” published in the Official Gazette No. 27947 dated 28 May 2011; in case of the extension of the payment plan of the loans which are followed under loans and receivables, the general loan loss provision ratio for standard and for the first group loans and receivables should not be less than 5 times of the general provision ratio and for the second group loans and receivables should not be less than 2,5 times of the general provision ratio.

As a consequence of the regulation published in Official Gazette No. 28789 dated 8 October 2013 amending the “Change in the Methods and Principles for the Determination of Loans and Other Receivables to be Reserved for and Allocation of Reserves”, for the banks, of which the consumer loans exceed twenty five percent of total loans, general provision ratio is four percent for consumer loans which are followed under standard loans and receivables except housing loans; and is eight percent for the loans under close monitoring except housing loans. Since the consumer loans of the Parent Bank are composed of personnel loans as of 31 March 2016 and do not exceed the ratios mentioned above, additional general loan loss provision has not been calculated. As mentioned in the regulations on the same date, the banks could apply general loan loss provision ratios of zero percent for cash and non-cash export loans which are followed as standard loans; and of five per mille and one per mille for cash and non-cash loans, respectively, for small and medium size enterprises. The Parent Bank has started to calculate general loan loss provision thereby using the ratios after publishment date of the regulations.

IX. Explanations on offsetting of financial assets and liabilities

Financial assets and liabilities are offset when the Group has a legally enforceable right to set off, and when the Group has the intention of collecting or paying the net amount of related assets and liabilities or when the Group has the right to offset the assets and liabilities simultaneously. Otherwise, there is not any offsetting transaction about financial assets and liabilities.

TÜRKİYE SİNAİ KALKINMA BANKASI A.Ş AND ITS SUBSIDIARIES
NOTES TO THE CONSOLIDATED FINANCIAL STATEMENTS
FOR THE INTERIM PERIOD ENDED 31 MARCH 2016

(Amounts are expressed in thousands of Turkish Lira (TL) unless otherwise stated.)

SECTION THREE (Continued)

ACCOUNTING POLICIES (Continued)

X. Explanations on sales and repurchase agreements and lending of securities

Funds provided under repurchase agreements are accounted under “Funds Provided under Repurchase Agreements-TL” and “Funds Provided under Repurchase Agreements-FC” accounts.

The repurchase agreements of the Group are based on the Eurobonds and government bonds issued by Republic of Turkey Undersecretariat of Treasury and government bonds. Marketable securities subject to repurchase agreements are classified under fair value profit or loss available for sale or held to maturity financial asset with parallel to classifications of financial instruments. The income and expenses from these transactions are reflected to the interest income and interest expense accounts in the income statement. Receivables from reverse repurchase agreements are recorded in “Receivables from Reverse Repurchase Agreements” account in the balance sheet.

XI. Explanations on assets held for sale and discontinued operations

Assets held for sale are measured at the lower of the assets’ carrying amount and fair value less costs to sell. Held for sale assets are not amortized and presented separately in the financial statements. In order to classify an asset as held for sale, only when the sale is highly probable, experienced quite often and the asset (or disposal group) is available for immediate sale in its present condition. Management must be committed to the sale, which should be expected to qualify for recognition as a completed sale. Highly saleable condition requires a plan by the management regarding the sale of the asset to be disposed (or else the group of assets), together with an active program for determination of buyers as well as for the completion of the plan. Also the asset (or else the group of assets) shall be actively marketed in conformity with its fair value. On the other hand, the sale is expected to be journalized as a completed sale within one year after the classification date; and the necessary transactions and procedures to complete the plan should demonstrate the fact that the possibility of making significant changes or cancelling the plan is low. Various circumstances and conditions could extend the completion period of the sale more than one year. If such delay arises from any events and conditions beyond the control of the entity and if there is sufficient evidence that the entity has an ongoing disposal plan for these assets, such assets (or else group of assets) are continued to be classified as assets held for sale (or else group of assets).

A discontinued operation is a division that is either disposed or held for sale. Results of discontinued operations are included separately in the income statement.

XII. Explanations on goodwill and other intangible assets

Goodwill arising on the acquisition of a subsidiary or a jointly controlled entity represents the excess of the cost of acquisition over the Group’s interest in the net fair value of the identifiable assets, liabilities and contingent liabilities of the subsidiary or jointly controlled entity recognized at the date of acquisition. Goodwill is initially recognized as an asset at cost and is subsequently measured at cost less any accumulated impairment losses. For the purpose of impairment testing, goodwill is allocated to each of the Group’s cash-generating units expected to benefit from the synergies of the combination. Cash-generating units to which goodwill has been allocated are tested for impairment annually, or more frequently when there is an indication that the unit may be impaired. If the recoverable amount of the cash-generating unit is less than the carrying amount of the unit, the impairment loss is allocated first to reduce the carrying amount of any goodwill allocated to the unit and then to the other assets of the unit pro-rata on the basis of the carrying amount of each asset in the unit.

TÜRKİYE SİNAİ KALKINMA BANKASI A.Ş AND ITS SUBSIDIARIES
NOTES TO THE CONSOLIDATED FINANCIAL STATEMENTS
FOR THE INTERIM PERIOD ENDED 31 MARCH 2016

(Amounts are expressed in thousands of Turkish Lira (TL) unless otherwise stated.)

SECTION THREE (Continued)

ACCOUNTING POLICIES (Continued)

XII. Explanations on goodwill and other intangible assets (continued)

An impairment loss recognized for goodwill is not reversed in a subsequent period. On disposal of a subsidiary or a jointly controlled entity, the attributable amount of goodwill is included in the determination of the profit or loss on disposal.

Intangible assets that are acquired prior to 1 January 2005 are carried at restated historical cost as of 31 December 2004; and those acquired subsequently are carried at cost less accumulated amortization, and any impairment. Intangible assets are depreciated over their expected useful lives. Depreciation method and period are reviewed periodically at the end of each year. Intangible assets are mainly composed of rights and they are depreciated principally on a straight-line basis between 1-15 years.

XIII. Explanations on tangible assets

Tangible assets rather than real estate, purchased before 1 January 2005, are accounted for at their restated costs as of 31 December 2004 and the assets purchased in the following periods are accounted for at acquisition cost less accumulated depreciation and reserve for impairment. Gain or loss resulting from disposals of the tangible assets is reflected to the income statement as the difference between the net proceeds and net book value.

As of the third quarter of 2015, the Group changed its accounting policy and adopted revaluation method for land and buildings under scope of TAS 16. The useful life of real estates are mentioned in expertise reports. In case of the cost of tangible assets are over the net realizable value of the assets, within the framework of "Impairment of Assets" (TAS 36), the value of the asset is reduced to its "net realizable value" and the impairment is recognised in expense accounts. The positive difference between the net book value of real estate property and the expertise values which are determined by the independent expert companies are recognised under shareholders' equity. Related valuation models such as cost model, market value and discounted cash flow projections approaches are used in valuation of real estates.

Normal maintenance and repair expenditures are recognized as expense. There is no pledge, mortgage or any other lien on tangible assets. Tangible assets are depreciated with straight-line method and their useful lives are determined in accordance with the Turkish Accounting Standards.

Depreciation rates and estimated useful lives of tangible assets are as follows.

Tangible Assets	Expected Useful Lives (Years)	Depreciation Rate (%)
Cashboxes	4-50	2-25
Vehicles	5	20
Other Tangible Assets	1-50	2-100

Investment Property

Operating investment properties are those which are held either to earn rental income or for capital appreciation or for both. Investment properties are recognized when it is probable that the future economic benefits that are associated with them will flow to the Group and the cost of them can be measured reliably. Fair value model was chosen in the measurement of the investment properties. Gains and losses arising from changes in the fair values of investment properties are recognized in profit or loss for the period in which it arises.

TÜRKİYE SİNAİ KALKINMA BANKASI A.Ş. AND ITS SUBSIDIARIES
NOTES TO THE CONSOLIDATED FINANCIAL STATEMENTS
FOR THE INTERIM PERIOD ENDED 31 MARCH 2016

(Amounts are expressed in thousands of Turkish Lira (TL) unless otherwise stated.)

SECTION THREE (Continued)

ACCOUNTING POLICIES (Continued)

XIV. Explanations on leasing transactions

The Group as Lessor

Amounts due from lessees under finance leases are recorded as receivables at the amount of the Group's net investment in the leases. The lease payments are allocated as principle and interest. Finance lease income is allocated to accounting periods so as to reflect a constant periodic rate of return on the Group's net investment outstanding in respect of the leases.

The Group as Lesser

Assets held under finance leases are recognized as assets of the Group at their fair value at the inception of the lease or, if lower, at the present value of the minimum lease payments. The corresponding liability to the lessor is included in the balance sheet as a finance lease obligation. Lease payments are apportioned between finance charges and reduction of the lease obligation so as to achieve a constant rate of interest on the remaining balance of the liability. Finance charges are included in profit or loss in accordance with the Group's general policy on borrowing costs. Tangible assets acquired by financial leases are amortized based on the useful lives of the assets.

XV. Explanations on provisions and contingent liabilities

Provisions are recognized when there is a present obligation due to a past event, it is probable that an outflow of resources embodying economic benefits will be required to settle the obligation and a reliable estimate can be made of the amount of the obligation. If aforesaid criterias did not form, the Parent Bank discloses the issue mentioned in notes to financial statements. Provisions are determined by using the Group's best expectation of expenses in fulfilling the obligation, and discounted to present value if material.

Information on contingent assets

Contingent assets consist of unplanned or other unexpected events that usually cause a possible inflow of economic benefits to the Parent Bank. Since recognition of the contingent assets in the financial statements would result in the accounting of an income, which may never be generated, the related assets are not included in the financial statements; on the other hand, if the inflow of the economic benefits of these assets to the Parent Bank is probable, an explanation is made thereon in the footnotes of the financial statements. Nevertheless, the developments related to the contingent assets are constantly evaluated and in case the inflow of the economic benefit to the Parent Bank is almost certain, the related asset and the respective income are recognised in the financial statements of the period in which the change occurred.

XVI. Explanations on liabilities regarding employee benefits

Under Turkish law and union agreements, lump sum payments are made to employees retiring or involuntarily leaving the Group. In retirement and involuntarily leaving, the Group records the present value of the defined benefit obligation. There is no indemnity obligations related to the employees who are employed with contract of limited duration exceeding 12 months period. Actuarial gains and losses are accounted under Shareholder's Equity since 1 January 2013 in accordance with the Revised TAS 19.

Employees of the Parent Bank are members of "Türkiye Sınai Kalkınma Bankası Anonim Şirketi Memur ve Müstahdemleri Yardım ve Emekli Vakfı" and "Türkiye Sınai Kalkınma Bankası A.Ş. Mensupları Munzam Sosyal Güvenlik ve Yardımlaşma Vakfı" ("the Pension Fund"). Technical financial statements of those funds are subject to audit in accordance with the Insurance Law and provisions of "Regulations on Actuaries" issued based on the related law by an actuary registered in the Actuarial Registry.

TÜRKİYE SİNAİ KALKINMA BANKASI A.Ş AND ITS SUBSIDIARIES
NOTES TO THE CONSOLIDATED FINANCIAL STATEMENTS
FOR THE INTERIM PERIOD ENDED 31 MARCH 2016

(Amounts are expressed in thousands of Turkish Lira (TL) unless otherwise stated.)

SECTION THREE (Continued)

ACCOUNTING POLICIES (Continued)

XVI. Explanations on liabilities regarding employee benefits (continued)

Paragraph 1 of the provisional Article 23 of the Banking Act ("Banking Act") No: 5411 published in the Official Gazette No: 25983 on 1 November 2005 requires the transfer of banking funds to the Social Security Institution within 3 years as of the enactment date of the Banking Act. Under the Banking Act, in order to account for obligations, actuarial calculations will be made considering the income and expenses of those funds by a commission consisting of representatives from various institutions. Such calculated obligation shall be settled in equal instalments in maximum 15 years. Nonetheless, the related Article of the Banking Law was annulled by the Constitutional Court's decision No: E. 2005/39 and K. 2007/33 dated 22 March 2007 that were published in the Official Gazette No: 26479 on 31 March 2007 as of the release of the related decision, and the execution of this article was cancelled as of its publication of the decision and the underlying reasoning for the cancellation of the related article was published in the Official Gazette No: 26731 on 15 December 2007.

After the publication of the reasoning of the cancellation decision of the Constitutional Court, articles related with the transfer of banks pension fund participants to Social Security Institution based on Social Security Law numbered 5754 were accepted by the Grand National Assembly of Turkey on 17 April 2008 and published in the Official Gazette No: 26870 on 8 May 2008.

Present value for the liabilities of the transferees as of the transfer date would be calculated by a commission that involves representatives of Social Security Institution, Ministry of Finance, Turkish Treasury, State Planning Organization, BRSA, SDIF, banks and banks' pension fund institutions and technical interest rate, used in actuarial account, would be 9,80%. If salaries and benefits paid by the pension fund of banks and income and expenses of the pension funds in respect of the insurance branches, stated in the Law, exceeds the salaries and benefits paid under the regulations of Social Security Institution, such differences would be considered while calculating the present value for the liabilities of the transferees and the transfers are completed within 3 years beginning from 1 January 2008.

According to the provisional Article 20 of 73th article of Law No. 5754 dated 17 April 2008, has become effective on 8 May 2008 and was published in the Official Gazette No: 26870, transfer of Pension Funds to Social Security Institution in three years has been anticipated. Related resolution of the Council of Ministers related to four-year extension was published in the Official Gazette No: 28277 dated 8 March 2012. It has been resolved that the transfer process has been extended two year with Council of Ministers' Decree, has become effective on 9 April 2011 and was published in the Official Gazette No: 27900. The transfer had to be completed until 8 May 2013. Accordingly, it has been resolved that, one more year extension with Council of Minister Decree No:2013/467, has become effective on 3 May 2013 and was published in the Official Gazette No:28636 and transfer need to be completed until 8 May 2014. However, it has been decided to extend the time related to transfer by the decision of Council of Minister published in the Official Gazette No. 28987 dated 30 April 2014 for one more year due to not to realize the transfer process. In accordance with the Health and Safety Law which became effective on 4 April 2015 and published in the Official Gazette No: 29335 and dated 23 April 2015 and together with some amendments and statutory decree, Council of Ministers authorized for the determination of transfer date to the Social Security institution and there is no decision taken by the Cabinet with regards to issue date of financial statements.

Unmet social benefits and payments of the pension fund participants and other employees that receive monthly income although they are within the scope of the related settlement deeds would be met by pension funds and the institutions employ these participants after the transfer of pension funds to the Social Security Institution.

TÜRKİYE SİNAİ KALKINMA BANKASI A.Ş AND ITS SUBSIDIARIES
NOTES TO THE CONSOLIDATED FINANCIAL STATEMENTS
FOR THE INTERIM PERIOD ENDED 31 MARCH 2016

(Amounts are expressed in thousands of Turkish Lira (TL) unless otherwise stated.)

SECTION THREE (Continued)

ACCOUNTING POLICIES (Continued)

XVI. Explanations on liabilities regarding employee benefits (continued)

The present value of the liabilities, subject to the transfer to the Social Security Institution, of the Pension Fund as of 31 December 2015 has been calculated by an independent actuary in accordance with the actuarial assumptions in the Law and as per actuarial report dated 18 January 2016. There is no need for technical or actual deficit to book provision as of 31 December 2015.

In addition, the Parent Bank's management anticipates that any liability that may come out during the transfer period and after, in the context expressed above, would be financed by the assets of the Pension Fund and would not cause any extra burden on the Parent Bank. The income tax charge is composed of the sum of current tax and deferred tax.

XVII. Explanations on taxation

The income tax charge is composed of the sum of current tax and deferred tax.

The current tax liability is calculated over taxable profit for the year. Taxable profit differs from profit as reported in the income statement because it excludes items of income or expense that are taxable or deductible and it further excludes items that are never taxable or deductible. Liability for current tax is calculated using tax rates that have been enacted by the reporting date.

Deferred tax asset or liability is recognized on differences between the carrying amounts of assets and liabilities in the financial statements and the corresponding tax bases used in the computation of taxable profit, and currently enacted tax rates are used to determine deferred tax on income.

Deferred tax liabilities are generally recognized for all taxable temporary differences and deferred tax assets are recognized for all deductible temporary differences to the extent that it is probable that taxable profits will be available against which those deductible temporary differences can be utilized. Deferred tax asset is not allocated over the amount of general provisions and provisions for possible losses in accordance with the circular of BRSA dated 8 December 2004 no. BRSA.DZM.2/13/1-a-3.

Such assets and liabilities are not recognized if the temporary difference arises from goodwill or from the initial recognition of other assets and liabilities in a transaction that affects neither the taxable profit nor the accounting profit. The carrying amount of deferred tax assets is reviewed at each reporting date. Deferred tax is reduced to the extent that it is no longer probable that sufficient taxable profits will be available to allow all or part of the asset to be recovered.

Deferred tax assets and liabilities are measured at the tax rates that are expected to apply in the period in which the liability is settled or the asset realized and reflected in the income statement as expense or income. Moreover, if the deferred tax is related with items directly recorded under the equity in the same or different period, deferred tax is also associated directly with equity. Deferred tax assets and liabilities are also offset. According to the second paragraph of the Article 53 of the Banking Act No: 5411 dated 19 October 2005, all specific reserves for loans and other receivables are considered as deductible expense for determining corporate tax base.

Transfer pricing

Transfer pricing is regulated through Article 13 of Corporate Tax Law titled "Transfer Pricing through camouflage of earnings". Detailed information for the practice regarding the subject is found in the "General Communiqué Regarding Camouflage of Earnings Through Transfer Pricing". According to the aforementioned regulations, in the case of making purchase or sales of goods or services with relevant persons/corporations at a price that is determined against "arm's length principle", the gain is considered to be distributed implicitly through transfer pricing and such distribution of gains is not subject to deductions in means of corporate tax.

TÜRKİYE SİNAİ KALKINMA BANKASI A.Ş AND ITS SUBSIDIARIES
NOTES TO THE CONSOLIDATED FINANCIAL STATEMENTS
FOR THE INTERIM PERIOD ENDED 31 MARCH 2016

(Amounts are expressed in thousands of Turkish Lira (TL) unless otherwise stated.)

SECTION THREE (Continued)

ACCOUNTING POLICIES (Continued)

XVIII. Additional explanations on borrowings

The Parent Bank borrows funds from domestic and foreign institutions borrowing from money market and issues marketable securities in domestic and foreign markets when needed.

Borrowings are recognized at initial cost on transaction date and carried at amortized cost using effective interest method. In the accompanying financial statements, foreign currency debt instruments are valued using foreign exchange rates of the Parent Bank as of the period end and interest expense amounts of related period arising from borrowings are reflected in the financial statements.

All other borrowing costs are recorded to the income statement at the period they are incurred.

XIX. Explanations on share certificates issued

In the meeting of the General Assembly held on 24 March 2016, it has been resolved that, paid-in capital of the Bank will be increased from TL 1.750.000 to TL 2.050.000 by adding TL 300.000. In respect of the resolution of the General Assembly, all of this increase will be incorporated from the profit of the year 2015. The applications to BRSA and CMB related to increase has been performed, and the process is not finalised as of report date.

In the meeting of the General Assembly held on 26 March 2015, it has been resolved that, paid-in capital of the Bank will be increased from TL 1.500.000 to TL 1.750.000 by adding TL 250.000. In respect of the resolution of the General Assembly, TL 234.000 of this increase will be incorporated from the profit of the year 2014, TL 16.000 of this increase will be incorporated from extraordinary reserves provided for gain on subsidiary and real estate based on article of CTL-5(1)/e. The increase in paid-in capital was approved by the BRSA on 15 May 2015.

XX. Explanations on acceptances

Acceptances are realized simultaneously with the payment dates of the customers and they are presented as commitments in the Parent Bank's off-balance sheet accounts.

XXI. Explanations on government incentives

The Parent Bank does not use government incentives.

XXII. Explanations on segment reporting

In accordance with its mission, the Parent Bank mainly operates in investment and corporate banking segments.

Corporate Marketing Management operations are included in the corporate banking. The corporate banking is serving financial solutions and banking services for its large-scale corporate customers. Among the services given to corporate customers are; TL and foreign exchange operating loans, investment credits, project financing, letters of credit and letters of guarantees.

The activities of investment banking are; the operations of Treasury, Corporate Finance and Financial Institutions. Under the investment banking activities, portfolio management for corporate and individual customers, marketable securities intermediary activities, cash flow management and all types of corporate finance services is provided.

TÜRKİYE SİNAİ KALKINMA BANKASI A.Ş AND ITS SUBSIDIARIES
NOTES TO THE CONSOLIDATED FINANCIAL STATEMENTS
FOR THE INTERIM PERIOD ENDED 31 MARCH 2016

(Amounts are expressed in thousands of Turkish Lira (TL) unless otherwise stated.)

SECTION THREE (Continued)

ACCOUNTING POLICIES (Continued)

XXII. Explanations on segment reporting (continued)

The segmental allocation of the Group's net profit, total assets and total liabilities are shown below.

Current Period	Corporate Banking	Investment Banking	Other	Total
Net Interest Income	87.396	107.937	(4.706)	190.627
Net Fees and Commission Income	2.743	(1.322)	5.459	6.880
Other Income	289	-	44.150	44.439
Other Expense	(16.270)	(17.125)	(42.920)	(76.315)
Profit Before Tax	74.158	89.490	1.983	165.631
Tax Provision				(29.450)
Net Profit				136.181
Group's profit / loss				136.928
Non-controlling interest				(747)
Current Period	Corporate Banking	Investment Banking	Other	Total
Segment Assets	13.780.328	6.525.090	1.073.167	21.378.585
Investment in Associates and Subsidiaries	-	-	298.124	298.124
Total Assets	13.780.328	6.525.090	1.371.291	21.676.709
Segment Liabilities	15.742.776	2.137.172	918.046	18.797.994
Shareholders' Equity	-	-	2.878.715	2.878.715
Total Liabilities	15.742.776	2.137.172	3.796.761	21.676.709

Prior Period (*)	Corporate Banking	Investment Banking	Other	Total
Net Interest Income	309.709	310.576	(21.743)	598.542
Net Fees and Commission Income	11.523	(23)	18.047	29.547
Other Income	843	2.353	93.396	96.592
Other Expense	(89.829)	(19.706)	(103.821)	(213.356)
Profit Before Tax	232.246	293.200	(14.121)	511.325
Tax Provision				(100.735)
Net Profit				410.590
Group's profit / loss				407.231
Non-controlling interest				3.359
Prior Period (**)	Corporate Banking	Investment Banking	Other	Total
Segment Assets	13.564.132	6.456.746	1.049.790	21.070.668
Investment in Associates and Subsidiaries	-	-	295.912	295.912
Total Assets	13.564.132	6.456.746	1.345.702	21.366.580
Segment Liabilities	16.220.868	1.640.878	721.042	18.582.788
Shareholders' Equity	-	-	2.783.792	2.783.792
Total Liabilities	16.220.868	1.640.878	3.504.834	21.366.580

(*) Includes information of 31 March 2015.

(**) Includes information of 31 December 2015.

XXIII. Explanations on other matters

None.

TÜRKİYE SİNAİ KALKINMA BANKASI A.Ş AND ITS SUBSIDIARIES
NOTES TO THE CONSOLIDATED FINANCIAL STATEMENTS
FOR THE INTERIM PERIOD ENDED 31 MARCH 2016

(Amounts are expressed in thousands of Turkish Lira (TL) unless otherwise stated.)

SECTION FOUR

INFORMATION ON CONSOLIDATED FINANCIAL STRUCTURE AND RISK MANAGEMENT

I. Information related to the components of consolidated equity

Total capital and Capital adequacy ratio have been calculated in accordance with the “Regulation on Equity of Banks” and “Regulation on Measurement and Assessment of Capital Adequacy of Banks”. As at 31 March 2016 capital adequacy ratio of Bank has been calculated as 16,03%.

	Amount	Amount related to treatment before 1/1/2014(*)
CORE EQUITY TIER 1 CAPITAL		-
Paid-in capital to be entitled for compensation after all creditors	1.750.374	
Share premiums	428	
Reserves	407.964	
Other comprehensive income according to TAS	269.324	
Profit	488.161	
Current Period Profit	136.928	
Prior Period Profit	351.233	
Bonus shares from associates, subsidiaries and joint-ventures not accounted in current period's profit	-	
Minority shareholder	64.739	
Core Equity Tier 1 Capital Before Deductions	2.980.990	
Deductions from Core Equity Tier 1 Capital		
Valuation adjustments calculated as per the 1 st clause of article 9.(i) of the Regulation on Bank Capital		
Current and prior periods' losses not covered by reserves, and losses accounted under equity according to TAS	102.275	-
Leasehold improvements on operational leases	7.065	-
Goodwill (net of related tax liability)	-	-
Other intangible assets other than mortgage-servicing rights (net of related tax liability)	2.163	-
Deferred tax assets that rely on future profitability excluding those arising from temporary differences (net of related tax liability)	1.734	-
Differences are not recognized at the fair value of assets and liabilities subject to hedge of cash flow risk	-	-
Communiqué Related to Principles of the amount credit risk calculated with the Internal Ratings Based Approach, total expected loss amount exceeds the total provision	-	-
Gains arising from securitization transactions	-	-
Unrealized gains and losses due to changes in own credit risk on fair valued liabilities	-	-
Net amount of defined benefit plans	-	-
Investments in own common equity	-	-
Shares obtained against article 56, paragraph 4 of Banking Law	-	-
Total of net long positions of the investments in equity items of unconsolidated banks and financial institutions where the bank does not own 10% or less of the issued share capital exceeding the 10% threshold of above Tier I capital	-	-
Total of net long positions of the investments in equity items of unconsolidated banks and financial institutions where the bank owns 10% or more of the issued share capital exceeding the 10% threshold of above Tier I capital	17.829	-
Mortgage servicing rights not deducted	-	-
Excess amount arising from deferred tax assets from temporary differences	-	-
Amount exceeding 15% of the common equity as per the 2nd clause of the Provisional Article 2 of the Regulation on the Equity of Banks	-	-

TÜRKİYE SİNAİ KALKINMA BANKASI A.Ş AND ITS SUBSIDIARIES
NOTES TO THE CONSOLIDATED FINANCIAL STATEMENTS
FOR THE INTERIM PERIOD ENDED 31 MARCH 2016

(Amounts are expressed in thousands of Turkish Lira (TL) unless otherwise stated.)

SECTION FOUR (Continued)

INFORMATION ON CONSOLIDATED FINANCIAL STRUCTURE AND RISK MANAGEMENT
(Continued)

I. Information related to the components of consolidated equity (continued)

Excess amount arising from deferred tax assets from temporary differences	-	-
Excess amount arising from mortgage servicing rights	-	-
Excess amount arising from deferred tax assets based on temporary differences	-	-
Other items to be defined by the BRSA	-	-
Deductions from Tier I capital in cases where there are no adequate additional Tier I or Tier II capitals	-	-
Total Regulatory Adjustments to Tier I Capital	131.065	
Core Equity Tier I Capital	2.849.925	
ADDITIONAL TIER I CAPITAL		
Preferred Stock not Included in Core Equity and the Related Share Premiums	-	-
Debt instruments and the related issuance premiums defined by the BRSA	-	-
Debt instruments and the related issuance premiums defined by the BRSA (Temporary Article 4)	-	-
Additional Tier I Capital before Deductions	-	-
Deductions from Additional Tier I Capital		
Direct and indirect investments of the Bank in its own Additional Tier I Capital	-	-
Investments of Bank to Banks that invest in Bank's additional equity and components of equity issued by financial institutions with compatible with Article 7.	-	-
Total of net long positions of the investments in equity items of unconsolidated banks and financial institutions where the bank owns 10% or less of the issued share capital exceeding the 10% threshold of above tier i capital	-	-
The total of net long position of the direct or indirect investments in additional tier i capital of unconsolidated banks and financial institutions where the bank owns more than 10% of the issued share capital	-	-
Other items to be defined by the BRSA	-	-
Items to be Deducted from Tier I Capital during the Transition Period		
Goodwill and other intangible assets and related deferred tax liabilities which will not deducted from Core Equity Tier 1 capital for the purposes of the first sub-paragraph of the Provisional Article 2 of the Regulation on Banks' Own Funds	771	-
Net deferred tax asset/liability which is not deducted from Core Equity Tier 1 capital for the purposes of the sub-paragraph of the Provisional Article 2 of the Regulation on Banks' Own Funds (-)	1.156	-
Deductions to be made from common equity in the case that adequate Additional Tier I Capital or Tier II Capital is not available	-	-
Total Deductions From Additional Tier I Capital	-	-
Total Additional Tier I Capital	-	-
Total Tier I Capital (Tier I Capital=Core Equity Tier I Capital+Additional Tier I Capital)	2.847.998	
TIER II CAPITAL		
Debt instruments and the related issuance premiums defined by the BRSA	-	-
Debt instruments and the related issuance premiums defined by the BRSA (Temporary Article 4)	-	-
Provisions (Article 8 of the Regulation on the Equity of Banks)	146.389	-
Tier II Capital Before Deductions	146.389	
Deductions From Tier II Capital		
Direct and indirect investments of the Bank on its own Tier II Capital	-	-
Investments of Bank to Banks that invest on Bank's Tier 2 and components of equity issued by financial institutions with the conditions declared in Article 8.	-	-

TÜRKİYE SİNAİ KALKINMA BANKASI A.Ş AND ITS SUBSIDIARIES
NOTES TO THE CONSOLIDATED FINANCIAL STATEMENTS
FOR THE INTERIM PERIOD ENDED 31 MARCH 2016

(Amounts are expressed in thousands of Turkish Lira (TL) unless otherwise stated.)

SECTION FOUR (Continued)

INFORMATION ON CONSOLIDATED FINANCIAL STRUCTURE AND RISK MANAGEMENT
(Continued)

I. Information related to the components of consolidated shareholders' equity (continued)

Total of net long positions of the investments in equity items of unconsolidated banks and financial institutions where the Bank owns 10% or less of the issued share capital exceeding the 10% threshold of above Common Equity Tier I capital	-	-
Total of net long positions of the investments in Tier II Capital items of unconsolidated banks and financial institutions where the bank owns 10% or more of the issued share capital	-	-
Other items to be defined by the BRSA	-	-
Total Deductions from Tier II Capital	-	-
Total Tier II Capital	146.389	
Total Capital (The sum of Tier I Capital and Tier II Capital)	2.982.501	
Deductions from Total Capital		
Loans granted against the articles 50 and 51 of the banking law	-	
Net book values of movables and immovables exceeding the limit defined in the article 57, clause 1 of the Banking law and the assets acquired against overdue receivables and held for sale but retained more than five years	385	
Other items to be defined by the BRSA	-	
Items to be Deducted from sum of Tier I and Tier II (Capital) during the Transition Period	-	
The Sum of net long positions of investments (the portion which exceeds the %10 of Banks Common Equity) in the capital of banking, financial and insurance entities that are outside the scope of regulatory consolidation, where the bank does not own more than 10% of the issued common share capital of the entity which will not deducted from Common Equity Tier I capital, Additional Tier I capital, Tier II capital for the purposes of the first sub-paragraph of the Provisional Article 2 of the Regulation on Banks' Own Funds	-	-
The Sum of net long positions of investments in the Additional Tier I capital and Tier II capital of banking, financial and insurance entities that are outside the scope of regulatory consolidation, where the bank does not own more than 10% of the issued common share capital of the entity which will not deducted from Common Equity Tier I capital, Additional Tier I capital, Tier II capital for the purposes of the first sub-paragraph of the Provisional Article 2 of the Regulation on Banks' Own Funds	-	-
The Sum of net long positions of investments in the common stock of banking, financial and insurance entities that are outside the scope of regulatory consolidation, where the bank does not own more than 10% of the issued common share capital of the entity, mortgage servicing rights, deferred tax assets arising from temporary differences which will not deducted from Core Equity Tier I capital for the purposes of the first sub-paragraph of the Provisional Article 2 of the Regulation on Banks' Own Funds	-	-
CAPITAL		
Total Capital	2.982.116	-
Total Risk Weighted Assets	18.601.084	-
Capital Adequacy Ratios		
Core Capital Adequacy Ratio (%)	15,32	-
Tier I Capital Adequacy Ratio (%)	15,31	-
Capital Adequacy Ratio (%)	16,03	-
BUFFERS		
Total buffer requirement (%)	0,63	-
Capital conservation buffer requirement (%)	0,63	-
Bank specific counter-cyclical buffer requirement (%)	0,003	-
The ratio of Additional Core Equity Tier I capital which will be calculated by the first paragraph of the Article 4 of Regulation on Capital Conservation and Countercyclical Capital Buffers to risk weighted assets	8,11	-
Amounts below the Excess Limits as per the Deduction Principles		
Total of net long positions of the investments in equity items of unconsolidated banks and financial institutions where the bank owns 10% or less of the issued share capital	-	-
Total of net long positions of the investments in Tier I capital of unconsolidated banks and financial institutions where the bank owns more than 10% or less of the issued share capital	280.585	-
Remaining mortgage servicing rights	-	-

TÜRKİYE SİNAİ KALKINMA BANKASI A.Ş AND ITS SUBSIDIARIES
NOTES TO THE CONSOLIDATED FINANCIAL STATEMENTS
FOR THE INTERIM PERIOD ENDED 31 MARCH 2016

(Amounts are expressed in thousands of Turkish Lira (TL) unless otherwise stated.)

SECTION FOUR (Continued)

INFORMATION ON CONSOLIDATED FINANCIAL STRUCTURE AND RISK MANAGEMENT
(Continued)

I. Information related to the components of consolidated shareholders' equity (continued)

Excess amount arising from deferred tax assets from temporary differences	18.876	-
Limits Related to Provisions Considered in Tier II Calculation		
General provisions for standard based receivables (before tenthousandtwentyfive limitation)	146.389	-
Up to 1.25% of total risk-weighted amount of general reserves for receivables where the standard approach used	225.969	-
Excess amount of total provision amount to credit risk amount of the Internal Ratings Based Approach in accordance with the Communiqué on the Calculation	-	-
Excess amount of total provision amount to 0,6% of risk weighted receivables of credit risk amount of the Internal Ratings Based Approach in accordance with the Communiqué on the Calculation	-	-
Debt instruments subjected to Article 4 (to be implemented between January 1, 2018 and January 1, 2022)		
Upper limit for Additional Tier I Capital subjected to temporary Article 4	-	-
Amounts Excess the Limits of Additional Tier I Capital subjected to temporary Article 4	-	-
Upper limit for Additional Tier II Capital subjected to temporary Article 4	-	-
Amounts Excess the Limits of Additional Tier II Capital subjected to temporary Article 4	-	-

(*) Under this item fully loaded amounts were reported for items that are subject to phasing in according to "Bank Capital Regulation" dated 1 January 2014.

TÜRKİYE SİNAİ KALKINMA BANKASI A.Ş AND ITS SUBSIDIARIES
NOTES TO THE CONSOLIDATED FINANCIAL STATEMENTS
FOR THE INTERIM PERIOD ENDED 31 MARCH 2016

(Amounts are expressed in thousands of Turkish Lira (TL) unless otherwise stated.)

SECTION FOUR (Continued)

INFORMATION ON CONSOLIDATED FINANCIAL STRUCTURE AND RISK MANAGEMENT
(Continued)

I. Information related to the components of consolidated shareholders' equity (continued)

	Parent Bank	Consolidated
	Prior Period(*)	Prior Period(*)
TIER 1 CAPITAL		
Paid-in capital to be entitled for compensation after all creditors	1.750.374	1.750.374
Share premium	-	428
Share cancellation profits	-	-
Legal reserves	353.822	362.902
Other comprehensive income according to TAS	90.614	273.407
Profit	406.845	458.078
Net current period profit	406.845	407.231
Prior period profit	-	50.847
Provisions for possible losses	-	-
Bonus shares from associates, subsidiaries and joint-ventures not accounted in current period's profit	-	-
Minority shareholder	-	65.490
Tier I Capital Before Deductions	2.601.655	2.910.679
Deductions From Tier I Capital		
Current and prior periods' losses not covered by reserves, and losses accounted under equity according to TAS (-)	112.928	126.887
Leasehold improvements on operational leases (-)	6.268	7.499
Goodwill and intangible assets and related deferred tax liabilities (-)	686	2.056
Net deferred tax assets / liabilities (-)	1.149	1.149
Shares obtained against article 56, paragraph 4 of the Banking Law (-)	-	-
Investments in own common equity (-)	-	-
Total of net long positions of the investments in equity items of unconsolidated banks and financial institutions where the bank does not own 10% or less of the issued share capital exceeding the 10% threshold of above Tier I capital (-)	-	-
Total of net long positions of the investments in equity items of unconsolidated banks and financial institutions where the bank owns 10% or less of the issued share capital exceeding the 10% threshold of above Tier I capital (-)	-	8.492
Mortgage servicing rights exceeding the 10% threshold of Tier I capital (-)	-	-
Net deferred tax assets arising from temporary differences exceeding the 10% threshold of Tier I capital (-)	-	-
Amount exceeding the 15% of the common equity as per 2nd clause of the Provisional Article 2 of the Regulation on the Equity of Banks	-	-
The portion of net long position of the investments in equity items of unconsolidated banks and financial institutions where the bank owns 10% or more of the issued share capital not deducted from Tier I capital (-)	-	-
Mortgage servicing rights not deducted (-)	-	-
Excess amount arising from deferred tax assets from temporary differences (-)	-	-
Other items to be defined by the BRSA (-)	-	-
Deductions from Tier I capital in cases where there are no adequate additional Tier I or Tier II capitals (-)	-	-
Total Regulatory Adjustments to Tier 1 Capital	121.031	146.083
Tier 1 Capital	2.480.624	2.764.596

TÜRKİYE SİNAİ KALKINMA BANKASI A.Ş AND ITS SUBSIDIARIES
NOTES TO THE CONSOLIDATED FINANCIAL STATEMENTS
FOR THE INTERIM PERIOD ENDED 31 MARCH 2016

(Amounts are expressed in thousands of Turkish Lira (TL) unless otherwise stated.)

SECTION FOUR (Continued)

INFORMATION ON CONSOLIDATED FINANCIAL STRUCTURE AND RISK MANAGEMENT
(Continued)

I. Information related to the components of consolidated shareholders' equity (continued)

	Parent Bank	Consolidated
	Prior Period(*)	Prior Period(*)
ADDITIONAL CORE CAPITAL		
Preferred stock not included in Tier I capital and the related share premiums	-	-
Debt instruments and the related issuance premiums defined by the BRSA (issued or obtained after 1.1.2014)	-	-
Debt instruments and the related issuance premiums defined by the BRSA (issued or obtained before 1.1.2014)	-	-
Additional core capital before deductions	-	-
Deductions From Additional Core Capital		
Direct and indirect investments of the bank on its own additional core capital (-)	-	-
Total of net long positions of the investments in equity items of unconsolidated banks and financial institutions where the bank owns 10% or less of the issued share capital exceeding the 10% threshold of above Tier I capital (-)	-	-
The total of net long position of the direct or indirect investments in additional Tier I capital of unconsolidated banks and financial institutions where the bank owns more than 10% of the issued share capital (-)	-	-
Other items to be defined by the BRSA (-)	-	-
Deductions from additional core capital in cases where there are no adequate Tier II capital (-)	-	-
Total deductions from additional core capital	-	-
Total Additional Core Capital	-	-
Deductions From Core Capital		
Goodwill and other intangible assets and related deferred taxes not deducted from Tier I capital as per the temporary article 2, clause 1 of the regulation on measurement and assessment of capital adequacy ratios of banks (-)	-	-
Net deferred tax asset/liability not deducted from Tier I capital as per the temporary article 2, clause 1 of the regulation on measurement and assessment of capital adequacy ratios of banks (-)	-	-
Total Core Capital	2.480.624	2.764.596
TIER II CAPITAL		
Debt instruments and the related issuance premiums defined by the BRSA (issued or obtained after 1.1.2014)	-	-
Debt instruments and the related issuance premiums defined by the BRSA (issued or obtained before 1.1.2014)	-	-
Pledged assets of the shareholders to be used for the bank's capital increases	-	-
General provisions	150.329	144.043
Tier II Capital Before Deductions	150.329	144.043
Deductions from Tier II Capital		
Direct and indirect investments of the bank on its own Tier II capital (-)	-	-
Total of net long positions of the investments in equity items of unconsolidated banks and financial institutions where the bank owns 10% or less of the issued share capital exceeding the 10% threshold of above Core Tier I capital (-)	-	-
The total of net long position of the direct or indirect investments in additional core capital and Tier II capital of unconsolidated banks and financial institutions where the bank owns 10% or more of the issued share capital exceeding the 10% threshold of Tier I capital (-)	-	-
Other items to be defined by the BRSA (-)	-	-
Total Deductions from Tier II Capital	-	-
Total Tier II Capital	150.329	144.043

TÜRKİYE SİNAİ KALKINMA BANKASI A.Ş AND ITS SUBSIDIARIES
NOTES TO THE CONSOLIDATED FINANCIAL STATEMENTS
FOR THE INTERIM PERIOD ENDED 31 MARCH 2016

(Amounts are expressed in thousands of Turkish Lira (TL) unless otherwise stated.)

SECTION FOUR (Continued)

INFORMATION ON CONSOLIDATED FINANCIAL STRUCTURE AND RISK MANAGEMENT
(Continued)

I. Information related to the components of consolidated shareholders' equity (continued)

	Parent Bank	Consolidated
	Prior Period(*)	Prior Period(*)
CAPITAL	2.630.953	2.908.639
Loans granted against the articles 50 and 51 of the banking law (-)	-	-
Net book values of movables and immovables exceeding the limit defined in the article 57, clause 1 of the banking law and the assets acquired against overdue receivables and held for sale but retained more than five years (-)	390	390
Loans to banks, financial institutions (domestic/foreign) or qualified shareholders in the form of subordinated debts or debt instruments purchased from such parties and qualified as subordinated debts (-)	-	-
Deductions as per the article 20, clause 2 of the regulation on measurement and assessment of capital adequacy ratios of banks (-)	-	-
Other items to be defined by the BRSA (-)	-	-
The portion of total of net long positions of the investments in equity items of unconsolidated banks and financial institutions where the bank owns 10% or less of the issued share capital exceeding the 10% threshold of above Tier I capital not deducted from Tier I capital, additional core capital or tier II capital as per the temporary article 2, clause 1 of the regulation (-)	-	-
The portion of total of net long positions of the investments in equity items of unconsolidated banks and financial institutions where the bank owns more than 10% of the issued share capital exceeding the 10% threshold of above Tier I capital not deducted from additional core capital or Tier II capital as per the temporary article 2, clause 1 of the regulation (-)	-	-
The portion of net long position of the investments in equity items of unconsolidated banks and financial institutions where the bank owns 10% or more of the issued share capital, of the net deferred tax assets arising from temporary differences and of the mortgage servicing rights not deducted from Tier I capital as per the temporary article 2, clause 2, paragraph (1) and (2) and temporary article 2, clause 1 of the regulation (-)	1.722	14.460
EQUITY	2.628.841	2.893.789
Amounts lower than Excesses as per Deduction Rules		
Remaining total of net long positions of the investments in equity items of unconsolidated banks and financial institutions where the bank owns 10% or less of the issued share capital	22.047	44.693
Remaining total of net long positions of the investments in Tier I capital of unconsolidated banks and financial institutions where the bank owns more than 10% or less of the Tier I capital	158.323	270.760
Remaining mortgage servicing rights	-	-
Net deferred tax assets arising from temporary differences	-	-

(*) Total capital has been calculated in accordance with the "Regulations Regarding to Changes on Regulation on Equity of Banks" effective from date 31 March 2016, the information given in the prior period column has been calculated pursuant to former regulation.

TÜRKİYE SİNAİ KALKINMA BANKASI A.Ş AND ITS SUBSIDIARIES
NOTES TO THE CONSOLIDATED FINANCIAL STATEMENTS
FOR THE INTERIM PERIOD ENDED 31 MARCH 2016

(Amounts are expressed in thousands of Turkish Lira (TL) unless otherwise stated.)

SECTION FOUR (Continued)

INFORMATION ON CONSOLIDATED FINANCIAL STRUCTURE AND RISK MANAGEMENT
(Continued)

II. Explanations related to consolidated currency risk

No long or short position is taken due to the uncertainties and changes in the markets therefore; no exposure to foreign currency risk is expected. However, possible foreign currency risks are calculated on monthly basis under the standard method in the foreign currency risk table and their results are reported to the official authorities and the Parent Bank's top management. Thus, foreign currency risk is closely monitored. Foreign currency risk, as a part of general market risk, is also taken into consideration in the calculation of Capital Adequacy Standard Ratio.

No short position is taken regarding foreign currency risk, whereas, counter position is taken for any foreign currency risks arising from customer transactions as to avoid foreign currency risk.

Announced current foreign exchange buying rates of the Parent Bank as at reporting date and the previous five working days in US Dollar and Euro are as follows:

	1 US Dollar	1 Euro
The Parent Bank's "Foreign Exchange Valuation Rate"		
31 March 2016	2,8220	3,1942
<u>Prior Five Workdays:</u>		
31 March 2016	2,8200	3,1843
29 March 2016	2,8500	3,1886
28 March 2016	2,8550	3,1859
25 March 2016	2,8615	3,1952
24 March 2016	2,8600	3,1955

Simple arithmetic thirty-day averages of the US Dollar and Euro buying rates of the Parent Bank before the reporting date are full TL 2,8640 and 3,1846; respectively.

TÜRKİYE SİNAİ KALKINMA BANKASI A.Ş AND ITS SUBSIDIARIES
NOTES TO THE CONSOLIDATED FINANCIAL STATEMENTS
FOR THE INTERIM PERIOD ENDED 31 MARCH 2016

(Amounts are expressed in thousands of Turkish Lira (TL) unless otherwise stated.)

SECTION FOUR (Continued)

INFORMATION ON CONSOLIDATED FINANCIAL STRUCTURE AND RISK MANAGEMENT (Continued)

II. Explanations related to consolidated currency risk (continued)

Information on the Group's foreign currency risk:

	Euro	US Dollar	Other FC	Total
Current Period				
Assets				
Cash (Cash in Vault, Foreign Currency Cash, Money in Transit, Checks Purchased, Precious Metals) and Balances with the Central Bank of Turkey	162.156	449.781	100.448	712.385
Banks	263.967	86.785	2.390	353.142
Financial Assets at Fair Value Through Profit and Loss (*)	31.194	43.957	2.739	77.890
Money Market Placements	-	-	-	-
Available-For-Sale Financial Assets	31.929	809.614	-	841.543
Loans (**)	4.927.137	7.522.238	-	12.449.375
Subsidiaries, Associates and Entities Under Common Control (Joint Vent.)	-	-	-	-
Held-To-Maturity Investments	-	150.162	-	150.162
Derivative Financial Assets for Hedging Purposes	-	46.689	-	46.689
Tangible Assets	-	-	-	-
Intangible Assets	-	-	-	-
Other Assets (***)	20	150.155	-	150.175
Total Assets	5.416.403	9.259.381	105.577	14.781.361
Liabilities				
Bank Deposits	-	-	-	-
Foreign Currency Deposits	-	-	-	-
Money Market Borrowings	35.678	189.009	-	224.687
Funds Provided From Other Financial Institutions	5.733.683	7.185.776	-	12.919.459
Marketable Securities Issued	-	2.046.827	-	2.046.827
Miscellaneous Payables (****)	13.484	39.468	1.173	54.125
Derivative Financial Liabilities for Hedging Purposes	-	-	-	-
Other Liabilities (*****)	29.716	30.232	2.294	62.242
Total Liabilities	5.812.561	9.491.312	3.467	15.307.340
Net Balance Sheet Position	(396.158)	(231.931)	102.110	(525.979)
Net Off-Balance Sheet Position	206.917	253.541	(101.394)	359.064
Financial Derivative Assets	1.149.715	2.401.276	135.231	3.686.222
Financial Derivative Liabilities	(942.798)	(2.147.735)	(236.625)	(3.327.158)
Non-Cash Loans (*****)	785.557	678.346	11.851	1.475.754
Prior Period				
Total Assets	5.394.031	9.759.054	97.024	15.250.109
Total Liabilities	5.743.610	9.757.191	5.612	15.506.413
Net Balance Sheet Position	(349.579)	1.863	91.412	(256.304)
Net Off –Balance Sheet Position	234.076	(61.765)	(89.210)	83.101
Financial Derivative Assets	957.928	1.807.942	122.609	2.888.479
Financial Derivative Liabilities	(723.852)	(1.869.707)	(211.819)	(2.805.378)
Non-Cash Loans (*****)	800.762	579.223	11.880	1.391.865

(*) Exchange rate differences arising from derivative transactions amounting to TL 99.687 is deducted from "Financial Assets at Fair Value Through Profit and Loss".

(**) Loans extended include TL 1.335.886 foreign currency indexed loans.

(***) Prepaid expenses amounting to TL 305 and forward foreign exchange purchase transaction rediscounts amounting to TL 127 have not been included in "Other Assets".

(****) Forward foreign exchange purchase transaction rediscounts amounting to TL 89 have not been including in "Miscellaneous Payables".

(*****) Marketable securities valuation decrease fund amounting to TL 28.917 and exchange rate differences arising from derivative transactions amounting to TL 101.364 have not been included in "Other Liabilities". Borrower funds amounting TL 3.848 based on foreign currencies have been included in "Other Liabilities".

(*****) Has no effect on net off-balance sheet position.

TÜRKİYE SİNAİ KALKINMA BANKASI A.Ş AND ITS SUBSIDIARIES
NOTES TO THE CONSOLIDATED FINANCIAL STATEMENTS
FOR THE INTERIM PERIOD ENDED 31 MARCH 2016

(Amounts are expressed in thousands of Turkish Lira (TL) unless otherwise stated.)

SECTION FOUR (Continued)

INFORMATION ON CONSOLIDATED FINANCIAL STRUCTURE AND RISK MANAGEMENT
(Continued)

III. Explanations related to consolidated interest rate risk

Interest rate sensitivity of the assets, liabilities and off-balance sheet items are measured by the Parent Bank. General and specific interest rate risk tables in the standard method, by including assets and liabilities, are taken into account in determination of the Capital Adequacy Standard Ratio and to calculate the overall interest rate risk of the Parent Bank.

Forecast results which have been formed using estimation-simulation reports are prepared and then the effects of fluctuations in interest rates are evaluated with sensitivity and scenario analyzes. Cash requirement for every maturity period are determined based on maturity distribution analysis (Gap). In addition, a positive spread between the yield on assets and the cost of liabilities is kept while determining interest rates.

The amount of local borrowings is very low considering the total liabilities of the Parent Bank. As the Parent Bank is a development and investment bank, it obtains most of the funding from abroad.

The fluctuations in interest rates are controlled with interest rate risk tables, gap analysis, scenario analysis and stress tests, its effect in assets and liabilities and the probable changes in cash flows are being screened. The Parent Bank screens many risk control ratio including the markets risk ratio to the sum of risk weighted assets and the ratio of the value at risk calculated as per the internal model to the equity.

Under the scope of risk policies, continuous controls are made to prevent assets or shareholders' equity from adverse effects because of fluctuations in interest rates or liquidity difficulties and top management, the Board of Directors and the Audit Committee are informed of these risks.

TÜRKİYE SİNAİ KALKINMA BANKASI A.Ş AND ITS SUBSIDIARIES
NOTES TO THE CONSOLIDATED FINANCIAL STATEMENTS
FOR THE INTERIM PERIOD ENDED 31 MARCH 2016

(Amounts are expressed in thousands of Turkish Lira (TL) unless otherwise stated.)

SECTION FOUR (Continued)

INFORMATION ON CONSOLIDATED FINANCIAL STRUCTURE AND RISK MANAGEMENT
(Continued)

III. Explanations related to consolidated interest rate risk (continued)

*Information related to the interest rate sensitivity of assets, liabilities and off-balance sheet items
(based on repricing dates)*

Current Period	Up to 1 Month	1-3 Months	3-12 Months	1-5 Years	5 Years and Over	Non-interest bearing (*)	Total
Assets							
Cash (Cash in Vault, Foreign Currency Cash, Money in Transit, Checks Purchased) and Balances with the Central Bank of Turkey	482.846	-	-	-	-	262.617	745.463
Banks	327.567	12.715	-	-	-	32.538	372.820
Financial Assets at Fair Value Through Profit and Loss	32.874	76.631	65.398	36.855	19.590	2.142	233.490
Money Market Placements	1.250.848	204.933	-	-	-	-	1.455.781
Available-for-Sale Financial Assets	469.330	739.293	580.639	701.241	574.086	38.662	3.103.251
Loans	1.490.279	5.717.917	4.343.487	1.883.297	345.348	54.078	13.834.406
Held-to-Maturity Investments	-	39.443	689.946	-	150.162	-	879.551
Other Assets	42.307	-	10.319	-	-	999.321	1.051.947
Total Assets	4.096.051	6.790.932	5.689.789	2.621.393	1.089.186	1.389.358	21.676.709
Liabilities							
Bank Deposits	-	-	-	-	-	-	-
Other Deposits	-	-	-	-	-	-	-
Money Market Borrowings	2.871.837	61	-	-	-	-	2.871.898
Miscellaneous Payables	-	-	-	-	-	142.917	142.917
Marketable Securities Issued	-	-	-	2.046.827	-	-	2.046.827
Funds Provided from Other Financial Institutions	1.353.030	4.936.412	4.290.200	1.090.087	1.556.745	-	13.226.474
Other Liabilities (**)	46.728	82.929	69.606	29.273	-	3.160.057	3.388.593
Total Liabilities	4.271.595	5.019.402	4.359.806	3.166.187	1.556.745	3.302.974	21.676.709
Balance Sheet Long Position	-	1.771.530	1.329.983	-	-	-	3.101.513
Balance Sheet Short Position	(175.544)	-	-	(544.794)	(467.559)	(1.913.616)	(3.101.513)
Off-Balance Sheet Long Position	-	-	-	97	-	-	97
Off-Balance Sheet Short Position	(19.638)	(32.663)	(4.043)	-	-	-	(56.344)
Total Position	(195.182)	1.738.867	1.325.940	(544.697)	(467.559)	(1.913.616)	(56.247)

(*) Amounts in investments in associates and subsidiaries, entities under common control, deferred tax asset, investment property, tangible and intangible assets, other assets and shareholders' equity, provisions and tax liability are presented in non-interest bearing column, in order to reconcile the total assets and liabilities on the balance sheet.

(**) Borrower funds amounting to TL 4.830 are presented in "Other Liabilities" within 1-month maturity column.

TÜRKİYE SİNAİ KALKINMA BANKASI A.Ş AND ITS SUBSIDIARIES
NOTES TO THE CONSOLIDATED FINANCIAL STATEMENTS
FOR THE INTERIM PERIOD ENDED 31 MARCH 2016

(Amounts are expressed in thousands of Turkish Lira (TL) unless otherwise stated.)

SECTION FOUR (Continued)

INFORMATION ON CONSOLIDATED FINANCIAL STRUCTURE AND RISK MANAGEMENT (Continued)

III. Explanations related to consolidated interest rate risk (continued)

Information related to the interest rate sensitivity of assets, liabilities and off-balance sheet items (based on repricing dates) (continued)

Prior Period	1 Month	1-3 Months	3-12 Months	1-5 Years	5 Years and Over	Non-interest bearing (*)	Total
Assets							
Cash (Cash in Vault, Foreign Currency Cash, Money in Transit, Checks Purchased) and Balances with the Central Bank of Turkey	565.428	-	-	-	-	245.695	811.123
Banks	734.646	-	-	-	-	16.899	751.545
Financial Assets at Fair Value Through Profit and Loss	23.811	35.528	95.085	26.162	28.604	381	209.571
Money Market Placements	895.490	185.234	-	-	-	-	1.080.724
Available-for-Sale Financial Assets	400.458	297.496	921.268	743.477	571.249	38.214	2.972.162
Loans	2.069.051	4.096.269	5.490.171	1.563.995	344.646	68.997	13.633.129
Held-to-Maturity Investments	168.466	508.599	38.129	-	157.408	-	872.602
Other Assets	4.819	1.098	3.227	-	-	1.026.580	1.035.724
Total Assets	4.862.169	5.124.224	6.547.880	2.333.634	1.101.907	1.396.766	21.366.580
Liabilities							
Bank Deposits	-	-	-	-	-	-	-
Other Deposits	-	-	-	-	-	-	-
Money Market Borrowings	2.349.479	1.061	-	-	-	-	2.350.540
Miscellaneous Payables	-	-	-	-	-	129.298	129.298
Marketable Securities Issued	-	-	-	2.037.571	-	-	2.037.571
Funds Provided from Other Financial Institutions	3.756.234	4.477.916	2.712.656	1.030.069	1.610.792	-	13.587.667
Other Liabilities (**)	54.685	43.100	86.427	18.731	8.483	3.050.078	3.261.504
Total Liabilities	6.160.398	4.522.077	2.799.083	3.086.371	1.619.275	3.179.376	21.366.580
Balance Sheet Long Position	-	602.147	3.748.797	-	-	-	4.350.944
Balance Sheet Short Position	(1.298.229)	-	-	(752.737)	(517.368)	(1.782.610)	(4.350.944)
Off-Balance Sheet Long Position	-	-	430.571	-	-	-	430.571
Off-Balance Sheet Short Position	(378.023)	(91.039)	-	(1.081)	(6.715)	-	(476.858)
Total Position	(1.676.252)	511.108	4.179.368	(753.818)	(524.083)	(1.782.610)	(46.287)

(*) Amounts in investments in associates and subsidiaries, entities under common control, deferred tax asset, investment property, tangible and intangible assets, other assets and shareholders' equity, provisions and tax liability are presented in non-interest bearing column, in order to reconcile the total assets and liabilities on the balance sheet.

(**) Borrower funds amounting to TL 30.677 are presented in "Other Liabilities" within 1-month maturity column.

TÜRKİYE SİNAİ KALKINMA BANKASI A.Ş AND ITS SUBSIDIARIES
NOTES TO THE CONSOLIDATED FINANCIAL STATEMENTS
FOR THE INTERIM PERIOD ENDED 31 MARCH 2016

(Amounts are expressed in thousands of Turkish Lira (TL) unless otherwise stated.)

SECTION FOUR (Continued)

INFORMATION ON CONSOLIDATED FINANCIAL STRUCTURE AND RISK MANAGEMENT
(Continued)

III. Explanations related to consolidated interest rate risk (continued)

Average interest rates applied to monetary financial instruments: %

	Euro	US Dollar	Yen	TL
Current Period				
Assets				
Cash (Cash in Vault, Foreign Currency Cash, Money in Transit, Checks Purchased) and Balances with the Central Bank of Turkey	-	0,31	-	2,95
Banks	2,46	1,33	-	9,57
Financial Assets at Fair Value Through Profit and Loss	-	-	-	10,30
Money Market Placements	-	-	-	12,98
Available-for-Sale Financial Assets	5,57	4,85	-	10,47
Loans	3,41	4,84	-	12,42
Held-to-Maturity Investments	-	6,00	-	10,00
Liabilities				
Bank Deposits	-	-	-	-
Other Deposits	-	-	-	-
Money Market Borrowings	0,50	0,70	-	10,39
Miscellaneous Payables	-	-	-	-
Marketable Securities Issued	-	5,24	-	-
Borrower Funds	0,50	0,50	-	6,00
Funds Provided From Other Financial Institutions	0,83	1,77	-	10,38

TÜRKİYE SİNAİ KALKINMA BANKASI A.Ş AND ITS SUBSIDIARIES
NOTES TO THE CONSOLIDATED FINANCIAL STATEMENTS
FOR THE INTERIM PERIOD ENDED 31 MARCH 2016

(Amounts are expressed in thousands of Turkish Lira (TL) unless otherwise stated.)

SECTION FOUR (Continued)

INFORMATION ON CONSOLIDATED FINANCIAL STRUCTURE AND RISK MANAGEMENT
(Continued)

III. Explanations related to consolidated interest rate risk (continued)

Average interest rates applied to monetary financial instruments in prior period: %

	Euro	US Dollar	Yen	TL
Prior Period				
Assets				
Cash (Cash in Vault, Foreign Currency Cash, Money in Transit, Checks Purchased) and Balances with the Central Bank of Turkey	-	0,27	-	2,42
Banks	1,26	0,98	-	13,64
Financial Assets at Fair Value Through Profit and Loss	-	-	-	10,34
Money Market Placements	-	-	-	12,93
Available-for-Sale Financial Assets	5,62	4,87	-	10,38
Loans	3,54	4,70	-	11,98
Held-to-Maturity Investments	-	6,00	-	10,04
Liabilities				
Bank Deposits	-	-	-	-
Other Deposits	-	-	-	-
Money Market Borrowings	0,55	0,50	-	10,52
Miscellaneous Payables	-	-	-	-
Marketable Securities Issued	-	5,24	-	-
Borrower Funds	0,50	0,50	-	6,00
Funds Provided From Other Financial Institutions	0,89	1,60	-	10,84

IV. Explanations related to consolidated stock position risk

The Group is exposed to equity shares risk arising from investments on firms traded in Borsa Istanbul (BIST). Share certificate investments are almost used for trading purpose. However, these investments are not actively bought/sold by the Group. The Group classified its share certificate investments both as available for sale and as trading securities and net profit/loss of the Group is not affected unless the Group sell share certificates in portfolio of available for sale.

Equity shares risk due from banking book

Below is the comparison table of the Group's share certificate instruments' book value, fair value and market value.

Current Period	Comparison		
Share Certificate Investments	Book Value	Fair Value	Market Value
Investment in Shares-Grade A	258.298	-	173.218
Quoted	258.298	-	173.218

Prior Period	Comparison		
Share Certificate Investments	Book Value	Fair Value	Market Value
Investment in Shares-Grade A	258.148	-	156.691
Quoted	258.148	-	156.691

TÜRKİYE SİNAİ KALKINMA BANKASI A.Ş AND ITS SUBSIDIARIES
NOTES TO THE CONSOLIDATED FINANCIAL STATEMENTS
FOR THE INTERIM PERIOD ENDED 31 MARCH 2016

(Amounts are expressed in thousands of Turkish Lira (TL) unless otherwise stated.)

SECTION FOUR (Continued)

INFORMATION ON CONSOLIDATED FINANCIAL STRUCTURE AND RISK MANAGEMENT
(Continued)

IV. Explanations related to consolidated stock position risk (continued)

Equity shares risk due from banking book (continued)

On the basis of the following table, private equity investments in sufficiently diversified portfolios, type and amount of other risks, cumulative realized gains and losses arising from selling and liquidation in the current period, total unrealized gains and losses, total revaluation increases of trading positions on stock market and their amount that included to core capital and supplementary capital are shown.

Current Period	Realized Revenues and Losses in Period	Revaluation Value Increases		Unrealized Gains and Losses		
Portfolio		Total	Included in Core Capital	Total	Included in Core Capital	Included in Supplementary Capital
Private Equity Investments	-	-	-	-	-	-
Share Certificates Quoted on a Stock Exchange	-	-	-	(5.711)	-	(5.711)
Other Share Certificates	-	3.953	3.953	-	-	-
Total	-	3.953	3.953	(5.711)	-	(5.711)

Prior Period	Realized Revenues and Losses in Period	Revaluation Value Increases		Unrealized Gains and Losses		
Portfolio		Total	Included in Core Capital	Total	Included in Core Capital	Included in Supplementary Capital
Private Equity Investments	-	-	-	-	-	-
Share Certificates Quoted on a Stock Exchange	-	-	-	(949)	-	(949)
Other Share Certificates	-	3.880	3.880	-	-	-
Total	-	3.880	3.880	(949)	-	(949)

V. Explanations related to the consolidated liquidity risk management and coverage ratio

The Parent Bank's future cash flows and current positions are taken into consideration for managing the market and liquidity risks. The Parent Bank does not invest into illiquid markets and instruments. The liquidity ratios are followed up and the maturity match and the coverage of liquidity need are targeted in the context of asset-liability management. Although the Parent Bank started to perform tests to calculate liquidity risk with internal models, the risk is still followed up basically by arranging the risks with respect to (holding period) data. For the purpose of meeting the liquidity requirement, the Parent Bank chooses one of the three or more of the following; disposing liquid assets, increasing short-term borrowing, decreasing illiquid assets or increasing capital. The Parent Bank's liquidity management is implemented by meeting all the obligations on time considering the Parent Bank's reputation. The cash flow projections and the fund requirement predictions are made by using adverse scenarios to determine liquidity risk under urgent and unexpected circumstances. The Parent Bank meets its short term liquidity requirements with repurchase agreements and inter-bank money market operations. The Parent Bank may also use its available for sale portfolio for urgent liquidity requirement. The Parent Bank meets its long term liquidity needs from the international institutions through borrowings.

TÜRKİYE SİNAİ KALKINMA BANKASI A.Ş AND ITS SUBSIDIARIES
NOTES TO THE CONSOLIDATED FINANCIAL STATEMENTS
FOR THE INTERIM PERIOD ENDED 31 MARCH 2016

(Amounts are expressed in thousands of Turkish Lira (TL) unless otherwise stated.)

SECTION FOUR (Continued)

INFORMATION ON CONSOLIDATED FINANCIAL STRUCTURE AND RISK MANAGEMENT
(Continued)

V. Consolidated liquidity risk management and consolidated liquidity risk management and coverage ratio (continued)

I. Explanations related to the consolidated liquidity risk

1.a Informations about the governance of consolidated liquidity risk management, including: risk tolerance; structure and responsibilities for consolidated liquidity risk management; internal consolidated liquidity reporting; and communication of consolidated liquidity risk strategy, policies and practices across business lines and with the board of directors

The Parent Bank's risk capacity for liquidity risk is determined by The Parent Bank's internal limits and the regulations on liquidity coverage ratio and liquidity adequacy. As per The Regulation on The Calculation of Liquidity Coverage Ratio, minimum limits of 100% and 80% are assigned on consolidated and nonconsolidated basis respectively for total and foreign currency limits while the implementation process is identified by BRSA as setting the limits respectively as 60% and 40% for 2015 and increasing 10 pts per year until 2019 whereas applying this limit as zero per cent for development and investment banks until 2017.

As per the regulation on liquidity adequacy, development and investment banks, including TSKB, are subject to maintaining the liquidity adequacy ratios above 100% and 80% respectively for total and foreign currency limits both on weekly and monthly basis. In addition, the calculated daily over stock values regardless of maturity ratios' basic arithmetic mean includes 14 days may not be less than 7%.

Regarding it's risk appetite, in addition to legal limits, the Parent Bank also applies internal limits for monitoring and controlling the liquidity risk. In this context, it is limited by minimum 25% for the ratio of cash inflow to cash outflow, and by minimum 20% for the ratio of the difference between total inflow and total outflow to total asset. It is determined minimum limit as 15% for Liquidity ratio (Liquid Asset/ Total Asset). Also for liquidity adequacy ratios on weekly and monthly basis, the internal limit is set as 110% that is 10% above legal limit.

Internal limits are applied on concentrations basis for single currency, single security and single instrument for the Parent Bank's Treasury placements within Treasury Risk Limits, in purpose of decreasing the liquidity risk related to concentration risk.

Consolidated Liquidity risk management is conducted by Treasury department in line with the strategies set by Asset and Liability Committee within The Risk Management Policies approved by Board of Directors, and is monitored through reportings from Risk Management, Budget Planning and Financial Control Departments to Audit Committee, Board of Directors, Senior Management and relevant departments. Asset and Liability Committee has the responsibility of taking the relevant decisions regarding optimal balance sheet management of the Parent Bank, monitoring the implementations and functions under The General Instruction of Asset and Liability Committee Duties and Responsibilities.

The committee that constitutes of Chief Executive Officer, Executive Vice Presidents of Corporate Banking, Treasury, Budget Planning and Department Heads of Corporate Banking, Project Finance, Treasury, Development Finance Institutions, Financial Institutions and Budget Planning and Investor Relations evaluates the market, regulations, cashflow and asset and liability management on monthly basis.

TÜRKİYE SİNAİ KALKINMA BANKASI A.Ş AND ITS SUBSIDIARIES
NOTES TO THE CONSOLIDATED FINANCIAL STATEMENTS
FOR THE INTERIM PERIOD ENDED 31 MARCH 2016

(Amounts are expressed in thousands of Turkish Lira (TL) unless otherwise stated.)

SECTION FOUR (Continued)

INFORMATION ON CONSOLIDATED FINANCIAL STRUCTURE AND RISK MANAGEMENT
(Continued)

V. Consolidated liquidity risk management and consolidated liquidity risk management and coverage ratio (continued)

I. Explanations related to the consolidated liquidity risk (continued)

1.a Informations about the governance of consolidated liquidity risk management, including: risk tolerance; structure and responsibilities for consolidated liquidity risk management; internal consolidated liquidity reporting; and communication of consolidated liquidity risk strategy, policies and practices across business lines and with the board of director (continued)

Budget Planning and Investor Relations Department is responsible for consolidating the reports to be submitted to Committee, organizing, having signed and archiving the Committee moments and informing the Committee members. Beside Budget Planning and Investor Relations Departments, Financial Institutions, Credit Operations, Treasury and Capital Markets Operations, Treasury and Risk Management Departments are also responsible from submitting concerning reports.

The Parent Bank cash management process connotes, within the precedence of fulfilling the future financial obligations and subsequent to credit, placement and borrowing activities, the utilization of the cash position with the highest return in line with the Parent Bank policies and during the liquidity shortfall periods providing funding from the market with the most convenient and low-cost product. Treasury Department carries out this responsibility within the scope of Bank policies, decisions taken in Asset Liability Committees and the limits supplied by Board of Directors. In liquidity shortfall periods, Treasury Department is entitled to provide funding through money market transactions, secured lending or repo transactions. In case of funding except with those products, borrowing transactions are executed with the cooperation of Treasury and Financial Institutions Departments.

The Parent Bank Risk Management Department reports to Board of Directors and Asset and Liability Committee on monthly basis regarding the liquidity gap, the legal limits and the internal limits assigned by Board of Directors. Also liquidity stress tests are performed based on various scenarios and reported with their impact on legal limit utilization. Committee evaluates the Parent Bank's one year-term cash position under several assumptions and loan facility projections on monthly basis, it determines strategy for fulfilling its financial obligations timely and utilizing the idle funds efficiently.

MIS reportings for the Parent Bank Treasury Department are conducted by Treasury Control Unit under Budget Planning and Investor Relations Department. Within this scope Treasury Control Unit shares liquidity projections for following week's and three months' cashflows on weekly basis. On monthly basis, cashflow projections on local currency and foreign currency are reported to Asset Liability Committee.

1.b Information on the centralization degree of consolidated liquidity management and funding strategy and the functioning between the Parent Bank and the Parent Bank's subsidiaries

There is no liquidity management structure requiring centralization between the Parent Bank and its subsidiaries.

1.c Information on the Parent Bank's funding strategy including the policies on funding types and variety of maturities

Among the main funding sources of the Parent Bank there are investment bank loans, capital market transactions, syndication loans, DFIs, repo transactions and money market transactions and for minimizing the liquidity risk, diversification on maximum scale with those products within the market conditions is pursued. The funding planning based on those loans is performed long term such as a minimum of one year and the performance is monitored by Asset Liability Committee.

TÜRKİYE SİNAİ KALKINMA BANKASI A.Ş AND ITS SUBSIDIARIES
NOTES TO THE CONSOLIDATED FINANCIAL STATEMENTS
FOR THE INTERIM PERIOD ENDED 31 MARCH 2016

(Amounts are expressed in thousands of Turkish Lira (TL) unless otherwise stated.)

SECTION FOUR (Continued)

INFORMATION ON CONSOLIDATED FINANCIAL STRUCTURE AND RISK MANAGEMENT
(Continued)

V. Consolidated liquidity risk management and consolidated liquidity risk management and coverage ratio (continued)

I. Explanations related to the consolidated liquidity risk (continued)

1.d Information on liquidity management on the basis of currencies constituting a minimum of five percent of the Parent Bank's total liabilities:

Within the scope of the Parent Bank's balance sheet management, local currency and foreign currency cashflows are monitored diversely. On principal, open position risk is managed actively as a part of liquidity risk management and in context of this strategy required hedging transactions are executed by Treasury Department.

1.e Information on consolidated liquidity risk mitigation techniques:

Consolidated Liquidity limits are defined for the purpose of monitoring and keeping the risk under predefined boundaries. The Parent Bank monitors those limits' utilization and informs Board of Directors, Bank Senior Management and relevant departments regularly. Pursuant to that, the ratio of cash inflows to cash outflows within three months' term is limited to at least 25% whereas for the same term the ratio of the difference between total inflows and total outflows to total assets is limited to at most 20%. The base limit for Liquidity Ratio (Liquid Assets/Total Assets) is defined as 15%. Within those limits, Treasury Department performs the required transactions with the relevant cost and term composition under market conditions from the sources previously defined in Article C. Adequate limits to be utilized in a contingent case remains at the disposal before legal authority.

1.f Information on the use of stress tests

As part of consolidated liquidity stress tests, the Parent Bank's compatibility with the legal limits under stress conditions is subject to probe. The legal limits assigned for liquidity risk management consists of five ratios derived from The Regulation on Liquidity Adequacy Ratio and liquidity coverage ratio derived from The Regulation on Liquidity Coverage Ratio. Stress tests are performed over those ratios' calculations by practicing liquidity shocks while assuming that the nonshocked components are held constant. Among liquidity stress tests, the risks arising from funding, intraday liquidity, marketable securities and concentration are addressed. Subject to those, the scenarios of possible funding shortage in Interbank Money Market, liquidity shortage that may arise in private sector and the risk originating from loan portfolio due to the concentration risk are applied seperately on overall portfolio of the Parent Bank.

TÜRKİYE SİNAİ KALKINMA BANKASI A.Ş AND ITS SUBSIDIARIES
NOTES TO THE CONSOLIDATED FINANCIAL STATEMENTS
FOR THE INTERIM PERIOD ENDED 31 MARCH 2016

(Amounts are expressed in thousands of Turkish Lira (TL) unless otherwise stated.)

SECTION FOUR (Continued)

INFORMATION ON CONSOLIDATED FINANCIAL STRUCTURE AND RISK MANAGEMENT
(Continued)

V. Consolidated liquidity risk management and consolidated liquidity risk management and coverage ratio (continued)

I. Explanations related to the consolidated liquidity risk (continued)

1.g General information on urgent and unexpected consolidated liquidity situation plans:

There is a Contingency Funding Plan for the contingent periods that arises beyond the Parent Bank's control. In a potential liquidity shortfall, Treasury Department is responsible from assessment, taking relevant actions and informing Asset and Liability Committee. In contingent cases, to identify the liquidity risk arising, cashflow projections and funding requirement estimations are exercised based on various scenarios. To assess the stress scenarios, cashflow in terms of local currency is monitored regularly by Treasury Department. Scenario analysis on the Parent Bank's unencumbered sources are conducted daily. Transaction limits for organized markets are monitored timely and essential collateral amount to trade in those markets is withheld at hand. Repo transactions and/or available for sale portfolio securities in local and foreign currency that are major funding sources in shortfall periods for the Parent Bank are monitored consistently. In contingent periods outflows due to the irrevocable commitments, contingencies and derivative transactions can be deferred temporarily in a way that won't hurt the Parent Bank's reputation. TSKB has the optionality of choosing one or more of the following for meeting it's liquidity requirement that are selling liquid assets off, increasing short term borrowing, decreasing illiquid assets, increasing capital.

TÜRKİYE SİNAİ KALKINMA BANKASI A.Ş AND ITS SUBSIDIARIES
NOTES TO THE CONSOLIDATED FINANCIAL STATEMENTS
FOR THE INTERIM PERIOD ENDED 31 MARCH 2016

(Amounts are expressed in thousands of Turkish Lira (TL) unless otherwise stated.)

SECTION FOUR (Continued)

INFORMATION ON CONSOLIDATED FINANCIAL STRUCTURE AND RISK MANAGEMENT
(Continued)

V. Consolidated liquidity risk management and consolidated liquidity risk management and coverage ratio (continued)

2. Consolidated Liquidity Coverage Ratio

According to regulations which is published on 28948 numbered gazette on 21 March 2014 related to calculation of liquidity coverage ratio of banks, calculated liquidity coverage ratios are shown below. Including the reporting period for the last three months consolidated foreign currency and total liquidity coverage ratio and unconsolidated foreign currency and total liquidity coverage ratio's minimum and maximum levels are shown below by specified thereby weekly.

Current Period	Rate of "Percentage to be taken into account" not Implemented Total value		Rate of "Percentage to be taken into account" Implemented Total value	
	TL+FC	FC	TL+FC	FC
HIGH QUALITY LIQUID ASSETS (HQLA)				
1 High quality liquid assets			649.130	559.496
CASH OUTFLOWS				
2 Retail and Customers Deposits	-	-	-	-
3 Stable deposits	-	-	-	-
4 Less stable deposits	-	-	-	-
5 Unsecured Funding other than Retail and Small Business Customers Deposits	655.928	310.036	616.135	271.390
6 Operational deposits	25.137	23.607	6.285	5.902
7 Non-Operational Deposits	-	-	-	-
8 Other Unsecured Funding	630.791	286.429	609.850	265.488
9 Secured funding	-	-	-	-
10 Other Cash Outflows	1.807.875	1.675.839	1.807.875	1.675.839
11 Liquidity needs related to derivatives and market valuation changes on derivatives transactions	1.807.875	1.675.839	1.807.875	1.675.839
12 Debts related to the structured financial products	-	-	-	-
13 Commitment related to debts to financial markets and other off balance sheet liabilities	-	-	-	-
14 Commitments that are unconditionally revocable at any time by the Bank and other contractual commitments	2.877.307	1.380.300	143.865	69.015
15 Other irrevocable or conditionally revocable commitments	4.172.483	3.806.151	541.511	484.967
16 TOTAL CASH OUTFLOWS	-	-	3.109.386	2.501.211
CASH INFLOWS				
17 Secured Lending Transactions	390	-	-	-
18 Unsecured Lending Transactions	2.699.364	512.159	2.551.028	435.953
19 Other contractual cash inflows	2.114.660	586.797	1.847.762	584.213
20 TOTAL CASH INFLOWS	4.814.414	1.098.956	4.398.790	1.020.166
			Upper Limit Applied Amounts	
21 TOTAL HQLA STOCK			649.130	559.496
22 TOTAL NET CASH OUTFLOWS			777.347	1.481.045
23 Liquidity Coverage Ratio (%)			84	38

TÜRKİYE SİNAİ KALKINMA BANKASI A.Ş AND ITS SUBSIDIARIES
NOTES TO THE CONSOLIDATED FINANCIAL STATEMENTS
FOR THE INTERIM PERIOD ENDED 31 MARCH 2016

(Amounts are expressed in thousands of Turkish Lira (TL) unless otherwise stated.)

SECTION FOUR (Continued)

INFORMATION ON CONSOLIDATED FINANCIAL STRUCTURE AND RISK MANAGEMENT
(Continued)

V. Consolidated liquidity risk management and consolidated liquidity risk management and coverage ratio (continued)

2. Consolidated Liquidity Coverage Ratio (continued)

Prior Period	Rate of "Percentage to be taken into account" not Implemented Total value		Rate of "Percentage to be taken into account" Implemented Total value	
	TL+FC	FC	TL+FC	FC
HIGH QUALITY LIQUID ASSETS (HQLA)				
1 High quality liquid assets			662.349	566.651
CASH OUTFLOWS				
2 Retail and Customers Deposits	-	-	-	-
3 Stable deposits	-	-	-	-
4 Less stable deposits	-	-	-	-
5 Unsecured Funding other than Retail and Small Business Customers Deposits	846.771	344.742	769.696	268.050
6 Operational deposits	42.819	40.664	10.705	10.166
7 Non-Operational Deposits	-	-	-	-
8 Other Unsecured Funding	803.952	304.078	758.991	257.884
9 Secured funding	-	-	-	-
10 Other Cash Outflows	1.774.601	1.630.234	1.564.315	1.419.948
11 Liquidity needs related to derivatives and market valuation changes on derivatives transactions	1.774.601	1.630.234	1.564.315	1.419.948
12 Debts related to the structured financial products	-	-	-	-
13 Commitment related to debts to financial markets and other off balance sheet liabilities	-	-	-	-
14 Commitments that are unconditionally revocable at any time by the Bank and other contractual commitments	3.353.911	1.152.438	126.005	57.622
15 Other irrevocable or conditionally revocable commitments	4.308.006	4.004.484	598.798	562.384
16 TOTAL CASH OUTFLOWS			3.058.814	2.308.004
CASH INFLOWS				
17 Secured Lending Transactions	515	-	-	-
18 Unsecured Lending Transactions	2.092.124	671.847	1.883.917	584.961
19 Other contractual cash inflows	1.681.491	434.107	1.571.819	427.725
20 TOTAL CASH INFLOWS	3.774.130	1.105.954	3.455.736	1.012.686
			Upper Limit Applied Amounts	
21 TOTAL HQLA STOCK			702.829	595.565
22 TOTAL NET CASH OUTFLOWS			764.704	1.295.318
23 Liquidity Coverage Ratio (%)			92	46

TÜRKİYE SİNAİ KALKINMA BANKASI A.Ş AND ITS SUBSIDIARIES
NOTES TO THE CONSOLIDATED FINANCIAL STATEMENTS
FOR THE INTERIM PERIOD ENDED 31 MARCH 2016

(Amounts are expressed in thousands of Turkish Lira (TL) unless otherwise stated.)

SECTION FOUR (Continued)

INFORMATION ON CONSOLIDATED FINANCIAL STRUCTURE AND RISK MANAGEMENT
(Continued)

V. Consolidated liquidity risk management and consolidated liquidity risk management and coverage ratio (continued)

3. Minimum explanations related to the liquidity coverage ratio by Banks

3.a Significant factors impacts the result of liquidity coverage ratio and change in time of the items are taken into account in calculation of this ratio

Borrowing Securities that mainly comprised of government securities and Required Reserves are major components of High Quality Liquid Assets that affect consolidated Liquidity Coverage Ratio essentially. Depending on the market conditions and the Parent Bank's Treasury Department's decisions the proportion of local currency and foreign currency based securities within Borrowing Securities may vary.

3.b The explanation is about from which elements the high quality liquid assets consist

High Quality Liquid Assets mainly compromises of exposure to Central Bank, that is Required Reserves and Borrowing Securities, that are government securities.

3.c Items which procure fund and intensity of funds in all funds

Main funding source of the Parent Bank is long term loans attained from international financial institutions. The ratio of those loans in total funding is around 65% while 88% of it is provided under the guarantee of The Undersecretariat of Treasury of Turkish Republic. The average tenor of long term loans is 11 years. The total ratio of the securities issued in purpose of funding diversification and loans attained through syndication loans in overall borrowing is 16%. 19% of the Parent Bank's total funding is attained through repo transactions.

3.ç Cash outflows generating derivative transactions and informations about transactions are liable to warrant completing

The Parent Bank's derivative transactions are mainly executed with the counterparties having ISDA and CSA agreements due to the client transactions and position hedging within Bank's balance sheet management. Those transactions are monitored through market valuation of the transactions with each of the counterparties. Collateralization with counterparties is executed on daily basis.

3.d Counterparty and product-based funding sources and concentration limits on collateral

The funding sources of the Parent Bank, that's main business area is development banking, are international development banks and financial institutions in general. On counterparty and product basis there is no concentration limit.

3.e Taking into account the legal and operational consolidated liquidity transfer inhibiting factors, the needed funds and the consolidated liquidity risk exposure based on Banks itself, the branches in foreign countries and consolidated partnerships

None.

3.f Taken in the calculation of consolidated liquidity coverage ratio but not included in the disclosure template in the second paragraph and the information regarding the other cash inflows and cash outflows items which are thought to be related to the Parent Bank's consolidated liquidity profile

None.

TÜRKİYE SİNAİ KALKINMA BANKASI A.Ş AND ITS SUBSIDIARIES
NOTES TO THE CONSOLIDATED FINANCIAL STATEMENTS
FOR THE INTERIM PERIOD ENDED 31 MARCH 2016

(Amounts are expressed in thousands of Turkish Lira (TL) unless otherwise stated.)

SECTION FOUR (Continued)

INFORMATION ON CONSOLIDATED FINANCIAL STRUCTURE AND RISK MANAGEMENT
(Continued)

V. Consolidated liquidity risk management and consolidated liquidity risk management and coverage ratio (continued)

Presentation of assets and liabilities according to their remaining maturities

	Demand	Up to 1 Month	1-3 Months	3-12 Months	1-5 Years	5 Years and Over	Undistributed (*)	Total
Current Period								
Assets								
Cash (Cash in Vault, Foreign Currency Cash, Money in Transit, Checks Purchased) and Balances with the Central Bank of Turkey	262.617	482.846	-	-	-	-	-	745.463
Banks	32.538	327.568	12.714	-	-	-	-	372.820
Financial Assets at Fair Value Through Profit and Loss	2.142	30.360	23.336	44.797	25.027	107.828	-	233.490
Money Market Placements	-	1.250.848	204.933	-	-	-	-	1.455.781
Financial Assets Available-for-Sale	-	45.101	37.471	828.724	871.625	1.281.668	38.662	3.103.251
Loans	54.078	431.739	956.785	2.986.948	6.617.582	2.787.274	-	13.834.406
Held-to-Maturity Investments	-	-	-	-	199.106	680.445	-	879.551
Other Assets	-	5.937	-	-	36.370	10.319	999.321	1.051.947
Total Assets	351.375	2.574.399	1.235.239	3.860.469	7.749.710	4.867.534	1.037.983	21.676.709
Liabilities								
Bank Deposits	-	-	-	-	-	-	-	-
Other Deposits	-	-	-	-	-	-	-	-
Funds Provided from Other Financial Institutions	-	411.157	203.173	1.863.758	5.160.472	5.587.914	-	13.226.474
Money Market Borrowings	-	2.871.837	61	-	-	-	-	2.871.898
Securities Issued	-	-	-	-	2.046.827	-	-	2.046.827
Miscellaneous Payables	-	-	-	-	-	-	142.917	142.917
Other Liabilities (**)	-	45.014	24.204	37.730	59.134	62.454	3.160.057	3.388.593
Total Liabilities	-	3.328.008	227.438	1.901.488	7.266.433	5.650.368	3.302.974	21.676.709
Liquidity Gap	351.375	(753.609)	1.007.801	1.958.981	483.277	(782.834)	(2.264.991)	-
Net Off-balance sheet Position	(280.683)	(19.511)	2.181	(19.925)	646	-	(317.292)	(280.683)
Financial Derivative Assets	1.600.543	629.279	1.434.567	3.788.645	3.200.138	-	10.653.172	1.600.543
Financial Derivative Liabilities	1.881.226	648.790	1.432.386	3.808.570	3.199.492	-	10.970.464	1.881.226
Non-cash Loans (***)	68.229	44.697	107.976	548.607	647.201	338.414	1.755.126	68.229
Prior Period								
Total Assets	331.972	2.677.611	908.862	3.125.192	8.250.052	5.008.097	1.064.794	21.366.580
Total Liabilities	-	2.905.051	201.890	1.857.520	7.335.802	5.886.941	3.179.376	21.366.580
Liquidity Gap	331.972	(227.440)	706.972	1.267.672	914.250	(878.844)	(2.114.582)	-
Net Off-balance sheet Position	-	(4.506)	(9.660)	(18.966)	(15.589)	2.434	-	(46.287)
Financial Derivative Assets	-	-	-	-	-	2.434	-	2.434
Financial Derivative Liabilities	-	(4.506)	(9.660)	(18.966)	(15.589)	-	-	(48.721)
Non-cash Loans (***)	-	7.770	6.596	173.789	707.238	586.622	300.649	1.782.664

(*) Other assets and shareholders' equity, provisions and tax liability, which are necessary and cannot be converted into cash in the near future for the Bank's ongoing activities, such as tangible and intangible assets, investments in subsidiaries and associates, entities under common control, office supply inventory, prepaid expenses and non-performing loans are classified under "Undistributed" column.

(**) Borrower funds amounting to TL 4.830 are presented in "Other Liabilities" within 1-month maturity column.

(***) Has no effect on net off-balance sheet position.

TÜRKİYE SİNAİ KALKINMA BANKASI A.Ş AND ITS SUBSIDIARIES
NOTES TO THE CONSOLIDATED FINANCIAL STATEMENTS
FOR THE INTERIM PERIOD ENDED 31 MARCH 2016

(Amounts are expressed in thousands of Turkish Lira (TL) unless otherwise stated.)

SECTION FOUR (Continued)

INFORMATION ON CONSOLIDATED FINANCIAL STRUCTURE AND RISK MANAGEMENT
(Continued)

VI. Explanations related to Consolidated Leverage Ratio

a) Information about the consolidated leverage ratio between current and prior periods

As of 31 March 2016, leverage ratio of the Group calculated from the arithmetic average of the three months is 10,89% . Leverage ratio is almost on the same level in the current and prior period.

b) Comparison table of total assets and total risk amounts in the financial statements prepared in accordance with TAS :

		Prior Period(*)	Current Period(*)
1	Total assets in the consolidated financial statements prepared in accordance with TAS (**)	16.201.292	21.372.991
2	Differences between the total assets in the consolidated financial statements prepared in accordance with TAS and the total assets in the consolidated financial statements prepared in accordance with Communique on Preparation of Consolidated Financial Statements of the Banks (**)	(24.409)	6.411
3	Differences between the balances of derivative financial instruments and the credit derivatives in the consolidated financial statements prepared in accordance with the Communique on Preparation of Consolidated Financial Statements of the Banks and their risk exposures	(166.296)	(202.245)
4	Differences between the balances of securities financing transactions in the consolidated financial statements prepared in accordance with the Communique on Preparation of Consolidated Financial Statements of the Banks and their risk exposures	2.643.939	2.618.112
5	Differences between off- balance sheet items in the consolidated financial statements prepared in accordance with the Communique on Preparation of Consolidated Financial Statements of the Banks and their risk exposures	(3.342.558)	(3.157.221)
6	Communique on Preparation of Consolidated Financial Statements of the Banks and their risk exposures	-	-
7	Total Risk	24.912.639	25.936.289

(*)The arithmetic average of the last 3 months in the related periods.

(**)The consolidated financial statements prepared in accordance with the sixth paragraph of the Article 5 in the Communique on Preparation of Consolidated Financial Statements of the Banks. 31 December 2015 figures used in this table due to the current period and 31 December 2014 for prior period consolidated financial statements prepared in accordance with TAS are not audited as of the date of this report.

c) Consolidated Leverage Ratio

		Prior Period(*)	Current Period(*)
	Balance sheet Assets		
1	Balance sheet assets (excluding derivative financial assets and credit derivatives, including collaterals)	20.905.403	21.540.589
2	(Assets deducted from Core capital)	(144.826)	(145.259)
3	Total risk amount of balance sheet assets (sum of lines 1 and 2)	20.760.577	21.395.330
	Derivative financial assets and credit derivatives		
4	Cost of replenishment for derivative financial assets and credit derivatives	202.409	254.153
5	Potential credit risk amount of derivative financial assets and credit derivatives	133.681	149.577
6	Total risk amount of derivative financial assets and credit derivatives (sum of lines 4 and 5)	336.090	403.730
	Financing transactions secured by marketable security or commodity		
7	Risk amount of financing transactions secured by marketable security or commodity	384.493	368.825
8	Risk amount arising from intermediary transactions	89.710	76.460
9	Total risk amount of financing transactions secured by marketable security or commodity (sum of lines 7 and 8)	474.203	445.285
	Off-balance sheet transactions		
10	Gross notional amount of off-balance sheet transactions	6.684.327	6.849.165
11	(Correction amount due to multiplication with credit conversion rates)	(3.342.558)	(3.157.221)
12	Total risk of off-balance sheet transactions (sum of lines 10 and 11)	3.341.769	3.691.944
	Capital and total risk		
13	Core Capital	2.710.475	2.824.500
14	Total risk amount (sum of lines 3, 6, 9 and 12)	24.912.639	25.936.289
	Leverage ratio		
15	Leverage ratio	10,88%	10,89%

(*)The arithmetic average of the last 3 months in the related periods.

TÜRKİYE SİNAİ KALKINMA BANKASI A.Ş AND ITS SUBSIDIARIES
NOTES TO THE CONSOLIDATED FINANCIAL STATEMENTS
FOR THE INTERIM PERIOD ENDED 31 MARCH 2016

(Amounts are expressed in thousands of Turkish Lira (TL) unless otherwise stated.)

SECTION FOUR (Continued)

INFORMATION ON CONSOLIDATED FINANCIAL STRUCTURE AND RISK MANAGEMENT
(Continued)

VII. Explanations on Consolidated Risk Management

Notes and explanations in this section have been prepared in accordance with the “Communiqué On Disclosures About Risk Management To Be Announced To Public By Banks” that have been published in Official Gazette no. 29511 on 23 October 2015 and became effective as of 31 March 2016. According to Communiqué the tables stated below have to be presented on a quarterly basis. Due to usage of standard approach for the calculation of capital adequacy by the Bank, the following tables have not been presented:

- RWA flow statements of credit risk exposures under IRB
- RWA flow statements of CCR exposures under the Internal Model Method
- RWA flow statements of market risk exposures under an IMA

		Risk Weighted Amount		Minimum capital requirement
		Current Period	Prior Period	Current Period
1	Credit risk (excluding counterparty credit risk) (CCR)	16.196.249	16.197.556	1.295.700
2	Standardised approach (SA)	16.196.249	16.197.556	1.295.700
3	Internal rating-based (IRB) approach			
4	Counterparty credit risk	687.771	347.511	55.022
5	Standardised approach for counterparty credit risk (SA-CCR)	687.771	347.511	55.022
6	Internal model method (IMM)			
7	Basic risk weight approach to internal models equity position in the banking account			
8	Investments made in collective investment companies – look-through approach			
9	Investments made in collective investment companies – mandate-based approach			
10	Investments made in collective investment companies - %1250 weighted risk approach			
11	Settlement risk			
12	Securitization positions in banking accounts			
13	IRB ratings-based approach (RBA)			
14	IRB Supervisory Formula Approach (SFA)			
15	SA/simplified supervisory formula approach (SSFA)			
16	Market risk	603.519	529.263	48.282
17	Standardised approach (SA)	603.519	529.263	48.282
18	Internal model approaches (IMM)			
19	Operational Risk	1.113.545	1.016.000	89.084
20	Basic Indicator Approach	1.113.545	1.016.000	89.084
21	Standart Approach			
22	Advanced measurement approach			
23	The amount of the discount threshold under the equity (subject to a 250% risk weight)			
24	Floor adjustment			
25	Total (1+4+7+8+9+10+11+12+16+19+23+24)	18.601.084	18.090.329	1.488.087

TÜRKİYE SİNAİ KALKINMA BANKASI A.Ş AND ITS SUBSIDIARIES
NOTES TO THE CONSOLIDATED FINANCIAL STATEMENTS
FOR THE INTERIM PERIOD ENDED 31 MARCH 2016

(Amounts are expressed in thousands of Turkish Lira (TL) unless otherwise stated.)

SECTION FIVE

EXPLANATIONS AND DISCLOSURES ON CONSOLIDATED FINANCIAL STATEMENTS

I. Explanations and disclosures related to the consolidated assets

1.a Information on cash and balances with the Central Bank of Turkey:

	Current Period		Prior Period	
	TL	FC	TL	FC
Cash in TL/Foreign Currency	13	-	21	-
Balances with the Central Bank of Turkey	33.065	712.385	40.426	770.676
Other	-	-	-	-
Total	33.078	712.385	40.447	770.676

	Current Period		Prior Period	
	TL	FC	TL	FC
Unrestricted demand deposits	33.065	3.468	40.426	3.437
Unrestricted time deposits	-	-	-	-
Restricted time deposits	-	-	-	-
Other (*)	-	708.917	-	767.239
Total	33.065	712.385	40.426	770.676

(*) Deposits at Central Bank of Turkey held as reserve requirement.

As per the Communiqué numbered 2005/1 “Reserve Deposits” of Central Bank of Republic of Turkey (CBRT), banks keep reserve deposits at the CBRT for their TL and FC liabilities mentioned in the communiqué. Reserves are calculated and set aside every two weeks on Fridays for 14-days periods. In accordance with the related communiqué, no interest is paid for reserve requirements. The CBRT has started to pay interest to the Required Reserves held in Turkish Lira according to regulation released at 5 November 2014.

In accordance with the regulation issued at 27 January 2015, CBRT has began to collect monthly commissions over daily balances of Two Days Notice Deposit Accounts and Required Reserves held in the foreign currencies, to be valid from 1 February 2015. The CBRT has started to pay interest to the Required reserves, reserve options and unrestricted account held in US dollars according to regulation released at 2 May 2015.

As per the “Communiqué on Amendments to be Made on Communiqué on Required Reserves” of CBRT, numbered 2011/11 and 2011/13, required reserves for Turkish Lira and Foreign currency liabilities are set at CBRT based on rates mentioned below. Reserve rates prevailing at 31 March 2016 are presented in table below:

Reserve Rates for Turkish Lira Liabilities (%)	
Original Maturity	Reserve Ratio
Other liabilities until 1 year maturity (1 year include)	11,5
Other liabilities until 3 year maturity (3 year include)	8
Other liabilities more than 5 year maturity	5

Reserve Rates for FC Liabilities (%)		
Original Maturity	Reserve Ratio If the fund borrowed Before 28.08.2015 (*)	Reserve Ratio If the fund borrowed After 28.08.2015 (*)
Other liabilities until 1 year maturity (1 year include)	20	25
Other liabilities until 2 year maturity (2 year include)	14	20
Other liabilities until 3 year maturity (3 year include)	8	15
Other liabilities until 5 year maturity (5 year include)	7	7
Other liabilities more than 5 year maturity	6	5

TÜRKİYE SİNAİ KALKINMA BANKASI A.Ş AND ITS SUBSIDIARIES
NOTES TO THE CONSOLIDATED FINANCIAL STATEMENTS
FOR THE INTERIM PERIOD ENDED 31 MARCH 2016

(Amounts are expressed in thousands of Turkish Lira (TL) unless otherwise stated.)

SECTION FIVE (Continued)

EXPLANATIONS AND DISCLOSURES ON CONSOLIDATED FINANCIAL STATEMENTS
(Continued)

I. Explanations and disclosures related to the consolidated assets (continued)

2.a Information on financial assets at fair value through profit and loss

2.a.1 Trading securities:

2.a.1.a Trading securities given as collateral or blockage:

As of the reporting date, the Group's trading securities given as collateral or blockage amounted to TL 2.561 (31 December 2015: TL 2.544).

2.a.1.b Trading securities subject to repurchase agreements:

As of the reporting date, the Group has TL 17.946 trading securities subject to repurchase agreements (31 December 2015: None).

2.a.2 Information on financial assets designated at fair value through profit and loss:

2.a.2.a Information on financial assets designated at fair value through profit and loss given as collateral or blockage:

As of the reporting date, the Group has no financial assets designated at fair value through profit and loss given as collateral or blockage (31 December 2015: None).

2.a.2.b Financial assets designated at fair value through profit and loss subject to repurchase agreements:

As of the reporting date, the Group has no financial assets designated at fair value through profit and loss subject to repurchase agreements (31 December 2015: None).

2.b Positive differences related to derivative financial assets held-for-trading:

Derivative Instruments Held for Trading	Current Period		Prior Period	
	TL	FC	TL	FC
Forward Transactions	6.573	6.641	769	2.606
Swap Transactions	17.335	108.842	9.239	83.584
Futures Transactions	-	-	-	-
Options	-	62.094	-	73.596
Other	-	-	-	-
Total	23.908	177.577	10.008	159.786

3 Information on banks and foreign bank accounts:

3.a Information on banks:

	Current Period		Prior Period	
	TL	FC	TL	FC
Banks				
Domestic	19.678	294.129	72.617	641.420
Foreign	-	59.013	-	37.508
Branches and head office abroad	-	-	-	-
Total	19.678	353.142	72.617	678.928

TÜRKİYE SİNAİ KALKINMA BANKASI A.Ş AND ITS SUBSIDIARIES
NOTES TO THE CONSOLIDATED FINANCIAL STATEMENTS
FOR THE INTERIM PERIOD ENDED 31 MARCH 2016

(Amounts are expressed in thousands of Turkish Lira (TL) unless otherwise stated.)

SECTION FIVE (Continued)

EXPLANATIONS AND DISCLOSURES ON CONSOLIDATED FINANCIAL STATEMENTS
(Continued)

I. Explanations and disclosures related to the consolidated assets (continued)

3. Information on banks and foreign bank accounts (continued)

3.b Information on banks and foreign bank accounts:

Not prepared in accordance with the Article No.25 of the Communiqué on the Financial Statements and Related Disclosures and Footnotes to be Announced to Public by Banks.

4. Information on financial assets available-for-sale

4.a.1 Available-for-sale financial assets subject to repurchase agreements:

	Current Period		Prior Period	
	TL	FC	TL	FC
Government bonds	1.611.918	-	1.506.099	-
Treasury bills	-	-	-	-
Other public sector debt securities	-	169.063	-	76.662
Bank bonds and bank guaranteed bonds	-	-	-	-
Asset backed securities	-	-	-	-
Other	-	-	-	-
Total	1.611.918	169.063	1.506.099	76.662

4.a.2 Information on available-for-sale financial assets given as collateral or blockage:

All financial assets available for sale given as collateral comprise of financial assets are issued by the T.R. Undersecretariat of Treasury. The carrying value of those assets is TL 909.922 (31 December 2015: TL 737.201).

	Current Period		Prior Period	
	TL	FC	TL	FC
Share certificates	-	-	-	-
Bond, Treasury bill and similar investment securities	295.245	614.677	183.982	67.557
Other	-	-	-	-
Total	295.245	614.677	183.982	67.557

4.b Major types of available for sale financial assets:

Available for sale financial assets comprise government bonds 62,79%, Eurobonds 26,59% and shares and other securities 10,62% (31 December 2015: government bonds 60,33%, Eurobonds 27,97% and shares and other securities 11,70%).

TÜRKİYE SİNAİ KALKINMA BANKASI A.Ş AND ITS SUBSIDIARIES
NOTES TO THE CONSOLIDATED FINANCIAL STATEMENTS
FOR THE INTERIM PERIOD ENDED 31 MARCH 2016

(Amounts are expressed in thousands of Turkish Lira (TL) unless otherwise stated.)

SECTION FIVE (Continued)

EXPLANATIONS AND DISCLOSURES ON CONSOLIDATED FINANCIAL STATEMENTS
(Continued)

I. Explanations and disclosures related to the consolidated assets (continued)

4. Information on available-for-sale financial assets (continued)

4.c Information on available-for-sale financial assets available-for-sale:

	Current Period	Prior Period
Debt securities	3.078.877	2.967.995
Quoted on a stock exchange	2.236.692	2.106.882
Unquoted	842.185	861.113
Share certificates	48.067	48.065
Quoted on a stock exchange	10.442	10.533
Unquoted	37.625	37.532
Impairment provision(-)	(23.693)	(43.898)
Total	3.103.251	2.972.162

The net book value of unquoted available for sale share certificates is TL 36.148 (31 December 2015: TL 28.037).

5. Information on loans

5.a Information on all types of loans and advances given to shareholders and employees of the Parent Bank:

	Current Period		Prior Period	
	Cash Loans	Non-Cash Loans	Cash Loans	Non-Cash Loans
Direct loans granted to shareholders	84.653	-	84.840	117.412
Corporate shareholders	84.653	-	84.840	117.412
Real person shareholders	-	-	-	-
Indirect loans granted to shareholders	-	-	-	-
Loans granted to employees	245	-	228	-
Total	84.898	-	85.068	117.412

TÜRKİYE SİNAİ KALKINMA BANKASI A.Ş AND ITS SUBSIDIARIES
NOTES TO THE CONSOLIDATED FINANCIAL STATEMENTS
FOR THE INTERIM PERIOD ENDED 31 MARCH 2016

(Amounts are expressed in thousands of Turkish Lira (TL) unless otherwise stated.)

SECTION FIVE (Continued)

EXPLANATIONS AND DISCLOSURES ON CONSOLIDATED FINANCIAL STATEMENTS
(Continued)

I. Explanations and disclosures related to the consolidated assets (continued)

5. Explanations on loans (continued)

5.b Information on the first and second group loans and other receivables including restructured or rescheduled loans:

Current Period	Standard Loans and Other Receivables			Loans and Other Receivables Under Close Monitoring		
	Loans and Other Receivables (Total)	Amendments on Conditions of Contract		Loans and Other Receivables (Total)	Amendments on Conditions of Contract	
		Amendments Related to the Extension of the Payment Plan	Other		Amendments Related to the Extension of the Payment Plan	Other
Non-specialized loans	13.602.325	44.017	-	178.003	50.061	57.772
Corporation loans	4.166.842	-	-	8.880	8.880	-
Export loans	104.888	-	-	34.150	-	-
Import loans	-	-	-	-	-	-
Loans given to financial sector	2.009.552	-	-	-	-	-
Consumer loans	245	-	-	-	-	-
Credit cards	-	-	-	-	-	-
Other	7.320.798	44.017	-	134.973	41.181	57.772
Specialized loans	-	-	-	-	-	-
Other receivables	54.078	-	-	-	-	-
Total	13.656.403	44.017	-	178.003	50.061	57.772

TÜRKİYE SİNAİ KALKINMA BANKASI A.Ş AND ITS SUBSIDIARIES
NOTES TO THE CONSOLIDATED FINANCIAL STATEMENTS
FOR THE INTERIM PERIOD ENDED 31 MARCH 2016

(Amounts are expressed in thousands of Turkish Lira (TL) unless otherwise stated.)

SECTION FIVE (Continued)

EXPLANATIONS AND DISCLOSURES ON CONSOLIDATED FINANCIAL STATEMENTS
(Continued)

I. Explanations and disclosures related to the consolidated assets (continued)

5. Explanations on loans (continued)

5.b Information on the first and second group loans and other receivables including restructured or rescheduled loans (continued):

Prior Period	Standard Loans and Other Receivables			Loans and Other Receivables Under Close Monitoring		
	Loans and Other Receivables (Total)	Amendments on Conditions of Contract		Loans and Other Receivables (Total)	Amendments on Conditions of Contract	
Cash Loans		Amendments Related to the Extension of the Payment Plan	Other		Amendments Related to the Extension of the Payment Plan	Other
Non-specialized loans	13.419.397	44.435	-	144.735	54.275	64.267
Corporation loans	4.441.986	-	-	8.867	8.867	-
Export loans	115.914	-	-	-	-	-
Import loans	-	-	-	-	-	-
Loans given to financial sector	1.677.116	-	-	-	-	-
Consumer loans	228	-	-	-	-	-
Credit cards	-	-	-	-	-	-
Other	7.184.153	44.435	-	135.868	45.408	64.267
Specialized loans	-	-	-	-	-	-
Other receivables	68.997	-	-	-	-	-
Total	13.488.394	44.435	-	144.735	54.275	64.267

TÜRKİYE SİNAİ KALKINMA BANKASI A.Ş AND ITS SUBSIDIARIES
NOTES TO THE CONSOLIDATED FINANCIAL STATEMENTS
FOR THE INTERIM PERIOD ENDED 31 MARCH 2016

(Amounts are expressed in thousands of Turkish Lira (TL) unless otherwise stated.)

SECTION FIVE (Continued)

EXPLANATIONS AND DISCLOSURES ON CONSOLIDATED FINANCIAL STATEMENTS
(Continued)

I. Explanations and disclosures related to the consolidated assets (continued)

5. Explanations on loans (continued)

5.b Information on the first and second group loans and other receivables including restructured or rescheduled loans (continued):

Current Period	Standard Loans and Other Receivables	Loans and Other Receivables Under Close Monitoring
Number of amendments related to the extension of the payment plan		
Extended for 1 or 2 times	44.017	50.061
Extended for 3-4 or 5 times	-	-
Extended for more than 5 times	-	-

Prior Period	Standard Loans and Other Receivables	Loans and Other Receivables Under Close Monitoring
Number of amendments related to the extension of the payment plan		
Extended for 1 or 2 times	44.435	54.275
Extended for 3,4 or 5 times	-	-
Extended for more than 5 times	-	-

Current Period	Standard Loans and Other Receivables	Loans and Other Receivables Under Close Monitoring
The time extended via the amendment on payment plan		
0-6 Months	-	-
6 Months - 12 Months	-	-
1-2 Years	-	35.924
2-5 Years	44.017	-
5 Years and Over	-	14.137

Prior Period	Standard Loans and Other Receivables	Loans and Other Receivables Under Close Monitoring
The time extended via the amendment on payment plan		
0-6 Months	-	-
6 Months - 12 Months	-	-
1-2 Years	-	40.472
2-5 Years	44.435	-
5 Years and Over	-	13.803

In relation to the disclosure of changing the conditions of the payment plans of loans, which are followed under standard loans and other receivables and loans and receivables under close monitoring subsequent to the change in the regulation on “Change in the Methods and Principles for the Determination of Loans and Other Receivables to be Reserved for and Allocation of Reserves” published in the Official Gazette No. 27947 dated 28 May 2011; the Bank has provided general loan loss provision at a rate of 5% for four loan customers which are followed under Loans and Other Receivables Under Close Monitoring and which have been extended more than 1 year and also provided general loan loss provision at a rate of 2,5% for one SME loan customer which is followed under standard loans which have been extended more than 1 year.

TÜRKİYE SİNAİ KALKINMA BANKASI A.Ş AND ITS SUBSIDIARIES
NOTES TO THE CONSOLIDATED FINANCIAL STATEMENTS
FOR THE INTERIM PERIOD ENDED 31 MARCH 2016

(Amounts are expressed in thousands of Turkish Lira (TL) unless otherwise stated.)

SECTION FIVE (Continued)

EXPLANATIONS AND DISCLOSURES ON CONSOLIDATED FINANCIAL STATEMENTS
(Continued)

I. Explanations and disclosures related to the assets (continued)

5. Explanations on loans (continued)

5.c Loans according to their maturity structure:

Current Period	Standard Loans and Other Receivables		Loans and Other Receivables Under Close Monitoring	
	Loans and Other Receivables (Total)	Restructured or Rescheduled	Loans and Other Receivables (Total)	Restructured or Rescheduled
Short-term loans and other receivables	782.259	-	-	-
Non-specialized loans	728.181	-	-	-
Specialized loans	-	-	-	-
Other receivables	54.078	-	-	-
Medium and Long-term loans	12.874.144	44.017	178.003	107.833
Non-specialized loans	12.874.144	44.017	178.003	107.833
Specialized loans	-	-	-	-
Other receivables	-	-	-	-

Prior Period	Standard Loans and Other Receivables		Loans and Other Receivables Under Close Monitoring	
	Loans and Other Receivables (Total)	Restructured or Rescheduled	Loans and Other Receivables (Total)	Restructured or Rescheduled
Short-term loans and other receivables	687.690	-	-	-
Non-specialized loans	618.693	-	-	-
Specialized loans	-	-	-	-
Other receivables	68.997	-	-	-
Medium and Long-term loans	12.800.704	44.435	144.735	118.542
Non-specialized loans	12.800.704	44.435	144.735	118.542
Specialized loans	-	-	-	-
Other receivables	-	-	-	-

TÜRKİYE SİNAİ KALKINMA BANKASI A.Ş AND ITS SUBSIDIARIES
NOTES TO THE CONSOLIDATED FINANCIAL STATEMENTS
FOR THE INTERIM PERIOD ENDED 31 MARCH 2016

(Amounts are expressed in thousands of Turkish Lira (TL) unless otherwise stated.)

SECTION FIVE (Continued)

EXPLANATIONS AND DISCLOSURES ON CONSOLIDATED FINANCIAL STATEMENTS
(Continued)

I. Explanations and disclosures related to the assets (continued)

5. Explanations on loans (continued)

5.d Information on consumer loans, individual credit cards, personnel loans and credit cards given to personnel:

Current Period	Short Term	Medium and Long Term	Total
Consumer Loans-TL	-	-	-
Housing Loans	-	-	-
Car Loans	-	-	-
General Purpose Loans	-	-	-
Other	-	-	-
Consumer Loans –Indexed to FC	-	-	-
Housing Loans	-	-	-
Car Loans	-	-	-
General Purpose Loans	-	-	-
Other	-	-	-
Consumer Loans-FC	-	-	-
Housing Loans	-	-	-
Car Loans	-	-	-
General Purpose Loans	-	-	-
Other	-	-	-
Individual Credit Cards-TL	-	-	-
With Instalments	-	-	-
Without Instalments	-	-	-
Individual Credit Cards-FC	-	-	-
With Instalments	-	-	-
Without Instalments	-	-	-
Personnel Loans- TL	67	178	245
Housing Loans	-	-	-
Car Loans	-	-	-
General Purpose Loans	67	178	245
Other	-	-	-
Personnel Loans- Indexed to FC	-	-	-
Housing Loans	-	-	-
Car Loans	-	-	-
General Purpose Loans	-	-	-
Other	-	-	-
Personnel Loans-FC	-	-	-
Housing Loans	-	-	-
Car Loans	-	-	-
General Purpose Loans	-	-	-
Other	-	-	-
Personnel Credit Cards- TL	-	-	-
With Instalments	-	-	-
Without Instalments	-	-	-
Personnel Credit Cards-FC	-	-	-
With Instalments	-	-	-
Without Instalments	-	-	-
Overdraft Accounts- TL (Real Persons)	-	-	-
Overdraft Accounts-FC (Real Persons)	-	-	-
Total	67	178	245

TÜRKİYE SİNAİ KALKINMA BANKASI A.Ş AND ITS SUBSIDIARIES
NOTES TO THE CONSOLIDATED FINANCIAL STATEMENTS
FOR THE INTERIM PERIOD ENDED 31 MARCH 2016

(Amounts are expressed in thousands of Turkish Lira (TL) unless otherwise stated.)

SECTION FIVE (Continued)

EXPLANATIONS AND DISCLOSURES ON CONSOLIDATED FINANCIAL STATEMENTS
(Continued)

I. Explanations and disclosures related to the consolidated assets (continued)

5. Explanations on loans (continued)

5.d Information on consumer loans, individual credit cards, personnel loans and credit cards given to personnel (continued):

Prior Period	Short Term	Medium and Long Term	Total
Consumer Loans-TL	-	-	-
Housing Loans	-	-	-
Car Loans	-	-	-
General Purpose Loans	-	-	-
Other	-	-	-
Consumer Loans –Indexed to FC	-	-	-
Housing Loans	-	-	-
Car Loans	-	-	-
General Purpose Loans	-	-	-
Other	-	-	-
Consumer Loans-FC	-	-	-
Housing Loans	-	-	-
Car Loans	-	-	-
General Purpose Loans	-	-	-
Other	-	-	-
Individual Credit Cards-TL	-	-	-
With Instalments	-	-	-
Without Instalments	-	-	-
Individual Credit Cards-FC	-	-	-
With Instalments	-	-	-
Without Instalments	-	-	-
Personnel Loans- TL	55	173	228
Housing Loans	-	-	-
Car Loans	-	-	-
General Purpose Loans	55	173	228
Other	-	-	-
Personnel Loans- Indexed to FC	-	-	-
Housing Loans	-	-	-
Car Loans	-	-	-
General Purpose Loans	-	-	-
Other	-	-	-
Personnel Loans-FC	-	-	-
Housing Loans	-	-	-
Car Loans	-	-	-
General Purpose Loans	-	-	-
Other	-	-	-
Personnel Credit Cards- TL	-	-	-
With Instalments	-	-	-
Without Instalments	-	-	-
Personnel Credit Cards-FC	-	-	-
With Instalments	-	-	-
Without Instalments	-	-	-
Overdraft Accounts- TL (Real Persons)	-	-	-
Overdraft Accounts-FC (Real Persons)	-	-	-
Total	55	173	228

TÜRKİYE SİNAİ KALKINMA BANKASI A.Ş AND ITS SUBSIDIARIES
NOTES TO THE CONSOLIDATED FINANCIAL STATEMENTS
FOR THE INTERIM PERIOD ENDED 31 MARCH 2016

(Amounts are expressed in thousands of Turkish Lira (TL) unless otherwise stated.)

SECTION FIVE (Continued)

EXPLANATIONS AND DISCLOSURES ON CONSOLIDATED FINANCIAL STATEMENTS
(Continued)

I. Explanations and disclosures related to the consolidated assets (continued)

5. Explanations on loans (continued)

5.e Information on commercial loans with instalments and corporate credit cards:

The Parent Bank has not granted any commercial loans with instalments and corporate credit cards as of the reporting date (31 December 2015: None).

5.f Loans according to borrowers:

	Current Period	Prior Period
Public	97.939	32.171
Private	13.736.467	13.600.958
Total	13.834.406	13.633.129

5.g Domestic and foreign loans:

	Current Period	Prior Period
Domestic Loans	13.749.577	13.546.380
Foreign Loans	84.829	86.749
Total	13.834.406	13.633.129

5.h Loans granted to subsidiaries and associates:

	Current Period	Prior Period
Direct loans granted to subsidiaries and associates	263.240	340.358
Indirect loans granted to subsidiaries and associates	-	-
Total	263.240	340.358

5.i Specific provisions provided against loans:

	Current Period	Prior Period
Loans and receivables with limited collectability	3.316	3.603
Loans and receivables with doubtful collectability	-	-
Uncollectible loans and receivables	52.471	57.414
Total	55.787	61.017

Group allocates 100 % provision for all non-performing loans regardless of the collaterals.

TÜRKİYE SİNAİ KALKINMA BANKASI A.Ş AND ITS SUBSIDIARIES
NOTES TO THE CONSOLIDATED FINANCIAL STATEMENTS
FOR THE INTERIM PERIOD ENDED 31 MARCH 2016

(Amounts are expressed in thousands of Turkish Lira (TL) unless otherwise stated.)

SECTION FIVE (Continued)

EXPLANATIONS AND DISCLOSURES ON CONSOLIDATED FINANCIAL STATEMENTS
(Continued)

I. Explanations and disclosures related to the consolidated assets (continued)

5. Explanations on loans (continued)

5.j Information on non-performing loans (net):

5.j.1 Information on loans and other receivables restructured or rescheduled from non-performing loans:

	III. Group	IV. Group	V. Group
	Loans and Receivables With Limited Collectability	Loans and Receivables With Doubtful Collectability	Uncollectible Loans and Receivables
Current Period			
(Gross amounts before provisions)	-	-	5.397
Restructured loans and other receivables	-	-	-
Rescheduled loans and other receivables	-	-	5.397
Prior Period			
(Gross amounts before provisions)	-	-	5.395
Restructured loans and other receivables	-	-	-
Rescheduled loans and other receivables	-	-	5.395

5.j.2 Movement of non-performing loans:

	III. Group	IV. Group	V. Group
	Loans and Receivables With Limited Collectability	Loans and Receivables With Doubtful Collectability	Uncollectible Loans and Receivables
Current Period			
Prior Period End Balance	3.603	-	57.414
Additions (+)	1	-	1.028
Transfers from Other Categories of Non-performing Loans (+)	-	-	-
Transfers to Other Categories of Non-performing Loans (-)	-	-	-
Collections (-) (*)	(288)	-	(5.957)
Write-offs (-)	-	-	(14)
Corporate and Commercial Loans	-	-	(14)
Retail Loans	-	-	-
Credit Cards	-	-	-
Other	-	-	-
Current Period End Balance	3.316	-	52.471
Specific Provisions (-)	(3.316)	-	(52.471)
Net Balance on Balance Sheet	-	-	-

TÜRKİYE SİNAİ KALKINMA BANKASI A.Ş AND ITS SUBSIDIARIES
NOTES TO THE CONSOLIDATED FINANCIAL STATEMENTS
FOR THE INTERIM PERIOD ENDED 31 MARCH 2016

(Amounts are expressed in thousands of Turkish Lira (TL) unless otherwise stated.)

SECTION FIVE (Continued)

EXPLANATIONS AND DISCLOSURES ON CONSOLIDATED FINANCIAL STATEMENTS
(Continued)

I. Explanations and disclosures related to the consolidated assets (continued)

5. Explanations on loans (continued)

5.j Information on non-performing loans (net) (continued):

5.j.2 Movement of non-performing loans (continued):

	III. Group	IV. Group	V. Group
	Loans and Receivables With Limited Collectability	Loans and Receivables With Doubtful Collectability	Uncollectible Loans and Receivables
Prior Period			
Prior Period End Balance	4.456	-	13.982
Additions (+)	43.354	-	744
Transfers from Other Categories of Non-performing Loans (+)	-	43.334	43.334
Transfers to Other Categories of Non-performing Loans (-)	(43.334)	(43.334)	-
Collections (-)	(844)	-	(646)
Write-offs (-)	(29)	-	-
Corporate and Commercial Loans	(29)	-	-
Retail Loans	-	-	-
Credit Cards	-	-	-
Other	-	-	-
Current Period End Balance	3.603	-	57.414
Specific Provisions (-)	(3.603)	-	(57.414)
Net Balance on Balance Sheet	-	-	-

5.j.3 Information on foreign currency non-performing loans and other receivables:

	III. Group	IV. Group	V. Group
	Loans and Receivables With Limited Collectability	Loans and Receivables With Doubtful Collectability	Uncollectible Loans and Receivables
Current Period			
Period End Balance	1.362	-	-
Specific Provision (-)	(1.362)	-	-
Net Balance on Balance Sheet	-	-	-
Prior Period			
Period End Balance	1.651	-	38
Specific Provision (-)	(1.651)	-	(38)
Net Balance on Balance Sheet	-	-	-

TÜRKİYE SİNAİ KALKINMA BANKASI A.Ş AND ITS SUBSIDIARIES
NOTES TO THE CONSOLIDATED FINANCIAL STATEMENTS
FOR THE INTERIM PERIOD ENDED 31 MARCH 2016

(Amounts are expressed in thousands of Turkish Lira (TL) unless otherwise stated.)

SECTION FIVE (Continued)

EXPLANATIONS AND DISCLOSURES ON CONSOLIDATED FINANCIAL STATEMENTS
(Continued)

I. Explanations and disclosures related to the consolidated assets (continued)

5. Explanations on loans (continued)

5.j Information on non-performing loans (net) (continued):

5.j.4 Information regarding gross and net amounts of non-performing loans with respect to user groups:

	III. Group	IV. Group	V. Group
	Loans and Receivables With Limited Collectability	Loans and Receivables With Doubtful Collectability	Uncollectible Loans and Receivables
Current Period (Net)			
Loans to Real Persons and Legal Entities (Gross)	3.316	-	51.855
Specific Provision Amount (-)	(3.316)	-	(51.855)
Loans to Real Persons and Legal Entities (Net)	-	-	-
Banks (Gross)	-	-	-
Specific Provision Amount (-)	-	-	-
Banks (Net)	-	-	-
Other Loans and Receivables (Gross)	-	-	616
Specific Provision Amount (-)	-	-	(616)
Other Loans and Receivables (Net)	-	-	-
Prior Period (Net)	3.603	-	57.376
Loans to Real Persons and Legal Entities (Gross)	(3.603)	-	(57.376)
Specific Provision Amount (-)	-	-	-
Loans to Real Persons and Legal Entities (Net)	-	-	-
Banks (Gross)	-	-	-
Specific Provision Amount (-)	-	-	-
Banks (Net)	-	-	38
Other Loans and Receivables (Gross)	-	-	(38)
Specific Provision Amount (-)	-	-	-
Other Loans and Receivables (Net)	-	-	-

5.k Main principles of liquidating non performing loans and receivables:

Not prepared in accordance with the Article No.25 of the Communiqué on the Financial Statements and Related Disclosures and Footnotes to be Announced to Public by Banks.

5.l Explanations about the write-off policies from the assets:

Not prepared in accordance with the Article No.25 of the Communiqué on the Financial Statements and Related Disclosures and Footnotes to be Announced to Public by Banks.

5.m Other explanations and disclosures:

Not prepared in accordance with the Article No.25 of the Communiqué on the Financial Statements and Related Disclosures and Footnotes to be Announced to Public by Banks.

TÜRKİYE SİNAİ KALKINMA BANKASI A.Ş AND ITS SUBSIDIARIES
NOTES TO THE CONSOLIDATED FINANCIAL STATEMENTS
FOR THE INTERIM PERIOD ENDED 31 MARCH 2016

(Amounts are expressed in thousands of Turkish Lira (TL) unless otherwise stated.)

SECTION FIVE (Continued)

EXPLANATIONS AND DISCLOSURES ON CONSOLIDATED FINANCIAL STATEMENTS
(Continued)

I. Explanations and disclosures related to the consolidated assets (continued)

6. Information on held-to-maturity investments

6.1 The information was subjected to repo transactions and given as collateral/blocked amount of investments

	Current Period		Prior Period	
	TL	FC	TL	FC
Collateralised/Blocked Investments	-	-	-	-
Subject to Repurchase Agreements	728.567	127.357	714.229	-
Total	728.567	127.357	714.229	-

6.2 Information on public sector debt investments held-to-maturity

	Current Period	Prior Period
Government Bonds	879.551	872.602
Treasury Bills	-	-
Other Public Sector Debt Securities	-	-
Total	879.551	872.602

6.3 Information on held-to-maturity investments

	Current Period	Prior Period
Debt Securities		
Quoted on a Stock Exchange	729.389	715.194
Not Quoted	150.162	157.408
Impairment provision (-)	-	-
Total	879.551	872.602

6.4 Movement of held-to-maturity investments within the year

	Current Period	Prior Period
Balance at Beginning of the Period	872.602	-
Foreign Currency Differences on Monetary Assets	(3.828)	(789)
Purchases During The Period (*)	-	851.290
Disposals Through Sales And Redemptions	(1.597)	(5.832)
Impairment Provision (-)	-	-
Interest Income Accruals	12.374	27.933
Balance at End of Period	879.551	872.602

(*) The Parent Bank reclassified "Government Bond with CPI Index" with a nominal value of TL 533.626 and "Eurobond" with nominal value of USD 34.577 from available-for-sale to held-to-maturity portfolio in the prior period.

TÜRKİYE SİNAİ KALKINMA BANKASI A.Ş. AND ITS SUBSIDIARIES
NOTES TO THE CONSOLIDATED FINANCIAL STATEMENTS
FOR THE INTERIM PERIOD ENDED 31 MARCH 2016

(Amounts are expressed in thousands of Turkish Lira (TL) unless otherwise stated.)

SECTION FIVE (Continued)

EXPLANATIONS AND DISCLOSURES ON CONSOLIDATED FINANCIAL STATEMENTS
(Continued)

I. Explanations and disclosures related to the consolidated assets (continued)

7. Information on investments in associates (net):

7.a.1 As per Communiqué on Preparation of Consolidated Financial Statements of Banks and Turkish Accounting Standards unconsolidated associates and reason of unconsolidating:

Unconsolidated non-financial associates are valued at cost.

7.a.2 Information on unconsolidated associates:

	Title	Address (City/ Country)	Bank's share percentage-If different voting percentage (%)	Bank's risk group share percentage (%)
1	Terme Metal Sanayi ve Ticaret A.Ş. (Terme)	Istanbul/Turkey	17,83	18,76
2	Ege Tarım Ürünleri Lisanslı Depoculuk A.Ş. (Ege Tarım)	Izmir/Turkey	10,05	20,10

Non-financial associates, as above, are not consolidated in accordance with the Communiqué on “Preparing Consolidated Financial Statements of the Banks”.

		Total Assets	Equity	Total Fixed Assets	Interest Income	Income from Marketable Securities Portfolio	Current Period Profit /Loss	Prior Period Profit/Loss	Fair Value
1	Terme (*)	15.317	3.652	270	473	-	114	(3)	-
2	Ege Tarım	11.722	11.096	8.288	39	-	201	(6)	-

(*) Represents for the period ended 31 December 2015 financial statements. Prior year profit/loss is obtained from 31 December 2014 financial statements.

Information on associates disposed in the current period

In the current period the Group has not disposed any associates.

Information on associates purchased in the current period

In the current period the Group has not purchased any associates.

7.a.3 Information on the consolidated associates:

	Title	Address (City/ Country)	Bank's share percentage-If different voting percentage (%)	Bank's risk group share percentage (%)
1	İş Faktoring A.Ş. (İş Faktoring)	Istanbul/Turkey	21,75	100,00
2	İş Finansal Kiralama A.Ş. (İş Finansal)	Istanbul/Turkey	28,56	57,33
3	İş Girişim Sermayesi Yatırım Ortaklığı A.Ş. (İş Girişim)	Istanbul/Turkey	16,67	68,78

TÜRKİYE SİNAİ KALKINMA BANKASI A.Ş AND ITS SUBSIDIARIES
NOTES TO THE CONSOLIDATED FINANCIAL STATEMENTS
FOR THE INTERIM PERIOD ENDED 31 MARCH 2016

(Amounts are expressed in thousands of Turkish Lira (TL) unless otherwise stated.)

SECTION FIVE (Continued)

EXPLANATIONS AND DISCLOSURES ON CONSOLIDATED FINANCIAL STATEMENTS
(Continued)

I. Explanations and disclosures related to the consolidated assets (continued)

7. Information on investments in associates (net) (continued):

7.a.3 Information on the consolidated associates (continued):

		Total Assets	Equity	Total Fixed Assets	Interest Income	Income from Marketable Securities Portfolio	Current Period Profit/Loss	Prior Period Profit/Loss	Fair Value
1	İş Faktoring	1.572.314	103.238	637	38.934	-	9.946	5.962	-
2	İş Finansal	3.463.732	695.329	16.475	68.874	-	24.422	81.481	133.280
3	İş Girişim	259.651	256.952	212	3.273	2.775	1.848	1.195	18.053

	Current Period	Prior Period
Balance at the Beginning of the Period	291.988	261.745
Movements During the Period	2.212	30.243
Purchases	-	927
Bonus Shares Received	-	-
Current Year Share of Profit	11.894	35.279
Sales	-	-
Revaluation Increase	-	-
Provision for Impairment	(9.682)	(5.963)
Balance at the End of the Period	294.200	291.988
Capital Commitments	-	-
Share Percentage at the End of the Period (%)	-	-

Information on associates disposed in the current period

In the current period the Group has not disposed any associates.

Information on associates purchased in the current period

In the current period the Group has not purchased any associates.

7.a.4 Sectoral information of consolidated associates and the related carrying amounts in the legal books:

	Current Period	Prior Period
Banks	-	-
Insurance Companies	-	-
Factoring Companies	45.521	44.018
Leasing Companies	204.844	203.964
Financial Service Companies	-	-
Other Financial Associates	43.835	44.006

TÜRKİYE SİNAİ KALKINMA BANKASI A.Ş AND ITS SUBSIDIARIES
NOTES TO THE CONSOLIDATED FINANCIAL STATEMENTS
FOR THE INTERIM PERIOD ENDED 31 MARCH 2016

(Amounts are expressed in thousands of Turkish Lira (TL) unless otherwise stated.)

SECTION FIVE (Continued)

EXPLANATIONS AND DISCLOSURES ON CONSOLIDATED FINANCIAL STATEMENTS
(Continued)

I. Explanations and disclosures related to the consolidated assets (continued)

7. Information on investments in associates (net) (continued):

7.a.5 Information on consolidated associates quoted on stock market:

	Current Period	Prior Period
Associates Quoted on Domestic Stock Markets	248.679	247.970
Associates Quoted on Foreign Stock Markets	-	-

8. Information related to subsidiaries (net)

8.a.1 Information related to equity component of subsidiaries:

	YFAŞ (*)	TSKB GYO (*)
	Current Period	Current Period
CORE CAPITAL		
Paid-in Capital	64.275	150.000
Share Premium	-	593
Legal Reserves	4.730	5.721
Other Comprehensive Income according to TAS	(164)	(17)
Current and Prior Years' Profit / Loss	3.288	65.278
Leasehold Improvements (-)	(1.132)	-
Intangible Assets (-)	(615)	(11)
Total Core Capital	70.382	221.564
Supplementary Capital	-	-
Capital	-	-
Net Available Capital	70.382	221.564

(*) The information is obtained from financial statements subject to consolidation as of 31 March 2016.

	YFAŞ (*)	TSKB GYO (*)
	Prior Period	Prior Period
CORE CAPITAL		
Paid-in Capital	64.275	150.000
Share Premium	-	593
Legal Reserves	4.730	5.721
Other Comprehensive Income according to TAS	(73)	(27)
Current and Prior Years' Profit / Loss	2.855	68.024
Leasehold Improvements (-)	(1.231)	-
Intangible Assets (-)	(344)	(21)
Total Core Capital	70.212	224.290
Supplementary Capital	-	-
Capital	-	-
Net Available Capital	70.212	224.290

(*) The information is obtained from financial statements subject to consolidation as of 31 December 2015.

TÜRKİYE SİNAİ KALKINMA BANKASI A.Ş AND ITS SUBSIDIARIES
NOTES TO THE CONSOLIDATED FINANCIAL STATEMENTS
FOR THE INTERIM PERIOD ENDED 31 MARCH 2016

(Amounts are expressed in thousands of Turkish Lira (TL) unless otherwise stated.)

SECTION FIVE (Continued)

EXPLANATIONS AND DISCLOSURES ON CONSOLIDATED FINANCIAL STATEMENTS
(Continued)

I. Explanations and disclosures related to the consolidated assets (continued)

8. Information related to subsidiaries (net) (continued)

8.a.1 Information related to equity component of subsidiaries (continued):

Paid in capital has been indicated as Turkish Lira in articles of incorporation and registered in trade registry. Effect of inflation adjustments on paid in capital is the difference caused by the inflation adjustment on shareholders' equity items. Extraordinary reserves are the status reserves which have been transferred with the General Assembly decision after distributable profit have been transferred to legal reserves. Legal reserves are the status reserves which have been transferred from distributable profit in accordance with the Article of 519 of the Turkish Commercial Code No 6102.

The Parent Bank's internal capital adequacy assessment process is made annually on a consolidated basis. Consolidated subsidiaries and associates are included in the assessment.

8.a.2 As per Communiqué on Preparation of Consolidated Financial Statements of Banks and Turkish Accounting Standards unconsolidated subsidiaries and reason of unconsolidating and needed capital if they are subject to capital requirement:

TSKB Gayrimenkul Değerleme A.Ş., and Sürdürülebilir Danışmanlık A.Ş. are valued at cost and are not consolidated since they are not financial subsidiaries. Unconsolidated subsidiaries of the Parent Bank are not subject to minimum capital requirement.

8.a.3 Information related to unconsolidated subsidiaries:

	Title	Address (City/ Country)	Bank's share percentage- If different voting percentage (%)	Bank's risk group share percentage (%)
1	TSKB Gayrimenkul Değerleme A.Ş. (TSKB GMD)	Istanbul /Türkiye	99,99	99,99
2	Sürdürülebilir Danışmanlık A.Ş. (SD A.Ş.)	Istanbul/Türkiye	-	97,00

		Total Assets	Shareholders' Equity	Total Fixed Assets	Interest Income	Income from Marketable Securities Portfolio	Current Period Profit/Loss	Prior Period Profit/Loss	Fair Value
1	TSKB GMD (*)	15.507	12.680	1.170	147	-	1.895	779	-
2	SD A.Ş. (*)	542	456	21	10	-	(151)	33	-

(*) The financial data are belongs to period ended 31 March 2016. The prior profit/loss has taken from the table belongs to 31 March 2015.

Subsidiaries disposed in the current period

In the current period, the Group has not disposed any subsidiaries.

Subsidiaries purchased in the current period

In the current period, the Group has not purchased any subsidiaries.

TÜRKİYE SİNAİ KALKINMA BANKASI A.Ş AND ITS SUBSIDIARIES
NOTES TO THE CONSOLIDATED FINANCIAL STATEMENTS
FOR THE INTERIM PERIOD ENDED 31 MARCH 2016

(Amounts are expressed in thousands of Turkish Lira (TL) unless otherwise stated.)

SECTION FIVE (Continued)

EXPLANATIONS AND DISCLOSURES ON CONSOLIDATED FINANCIAL STATEMENTS
(Continued)

I. Explanations and disclosures related to the consolidated assets (continued)

8. Information related to subsidiaries (net) (continued)

8.a.4 Information related to consolidated subsidiaries:

	Title	Address (City/ Country)	Bank's share percentage-If different voting percentage (%)	Bank's risk group share percentage (%)
1	Yatırım Finansman Menkul Değerler A.Ş.(YFAŞ.)	Istanbul /Turkey	95,78	98,51
2	TSKB Gayrimenkul Yatırım Ortaklığı A.Ş. (TSKB GYO)	Istanbul/Turkey	59,00	70,84

	Total Assets	Equity	Total Fixed Assets	Interest Income	Income from Marketable Securities Portfolio	Current Period Profit/Loss	Prior Period Profit/Loss	Fair Value
YFAŞ (*)	689.842	71.289	3.216	6.668	399	433	690	-
TSKB GYO (*)	424.054	221.574	118	134	2.349	(2.746)	(3.901)	52.038

(*) The consolidated financial data of the subsidiaries are prepared in accordance with BRSA regulations.

Unconsolidated movement related subsidiaries subjected to consolidation is as follows:

	Current Period	Prior Period
Balance at the Beginning of the Period	122.320	133.825
Movements During the Period	(177)	(11.505)
Purchases	-	-
Bonus Shares Obtained	-	-
Current Year Shares of Profit	-	-
Sales	-	-
Revaluation Increase	-	-
Provision for Impairment	(177)	(11.505)
Balance At the End of the Period	122.143	122.320
Capital Commitments	-	-
Share Percentage at the End of the Period (%)	-	-

According to the principles of consolidation accounting, the cost values of the consolidated subsidiaries have been deducted from the accompanying consolidated financial statements.

Subsidiaries disposed in the current period

In the current period, the Group has not disposed any subsidiaries.

Subsidiaries purchased in the current period

In the current period, the Group has not purchased any subsidiaries.

8.a.5 Sectoral information on consolidated subsidiaries and the related carrying amounts in the legal books:

Subsidiaries	Current Period	Prior Period
Banks	-	-
Insurance Companies	-	-
Factoring Companies	-	-
Leasing Companies	-	-
Financial Service Companies	-	-
Other Financial Subsidiaries	122.143	122.320

TÜRKİYE SİNAİ KALKINMA BANKASI A.Ş AND ITS SUBSIDIARIES
NOTES TO THE CONSOLIDATED FINANCIAL STATEMENTS
FOR THE INTERIM PERIOD ENDED 31 MARCH 2016

(Amounts are expressed in thousands of Turkish Lira (TL) unless otherwise stated.)

SECTION FIVE (Continued)

EXPLANATIONS AND DISCLOSURES ON CONSOLIDATED FINANCIAL STATEMENTS
(Continued)

I. Explanations and disclosures related to the consolidated assets (continued)

8. Information related to subsidiaries (net) (continued)

8.a.6 Subsidiaries quoted on stock exchange:

	Current Period	Prior Period
Quoted in Domestic Stock Exchange	63.643	52.215
Quoted in Foreign Stock Exchange	-	-

9. Information related to entities under common control

TSKB GYO, one of the subsidiaries of the Parent Bank, established a joint venture with Bilici Yatırım Sanayi ve Ticaret A.Ş. in Adana under the name of Adana Otel Projesi Adi Ortaklığı ("Adana Hotel Project") on 26 May 2011 and Anavarza Otelcilik Anonim Şirketi on 27 March 2015.

The main operations of Adana Hotel Project is to start, execute and complete the hotel project which will be operated by Palmira Turizm Ticaret A.Ş. The capital structure of the joint venture is designated as 50% of participation for Bilici Yatırım Sanayi ve Ticaret AŞ and 50% of participation for TSKB GYO. The nominal paid-in capital of Adana Hotel Project comprises 20.000 shares of TL 1 (full) for each amounting to TL 20 in total. TSKB GYO has paid TL 10 in cash for the 50% ownership in Adana Hotel Project.

The main line of business of Anavarza Otelcilik Anonim Şirketi is tourism oriented hotels, motels, accommodation facilities, gastronomy, sports, entertainment and health care. The capital structure of the corporation is designated with 50% participation of Bilici Yatırım Sanayi ve Ticaret A.Ş. and 50% participation of the corporation itself. The nominal paid-in capital of the Anavarza Otelcilik A.Ş. comprises 2.000.000 shares of TL 1 for each amounting to TL 2.000 in total. As of 2 November 2015, paid-in capital of Anavarza Otelcilik has been increased from TL 2.000 to TL 3.500 in cash. TSKB GYO is paid out total of TL 1.750 in cash that corresponding to 50% capital of the company.

	Total Assets	Equity	Total Fixed Assets	Interest Income	Securities Income	Current Year Profit /Loss	Prior Year Profit /Loss	Fair Value
Adana Hotel Project	15.679	(5.198)	14.138	-	-	(596)	(510)	-
Anavarza Hotelier Corporation	2.709	(293)	210	-	-	(262)	(7)	-

10. Information on finance lease receivables (net)

10.a Maturities of investments on finance leases:

	Current Period		Prior Period	
	Gross	Net	Gross	Net
Less than 1 year	99	-	98	-
Between 1- 4 years	-	-	-	-
More than 4 years	-	-	-	-
Total	99	-	98	-

10.b The information on net investments in finance leases:

	Current Period	Prior Period
Gross investments in finance leases	99	98
Unearned revenue from finance leases (-)	(99)	(98)
Cancelled finance leases (-)	-	-
Net investments in finance leases	-	-

TÜRKİYE SİNAİ KALKINMA BANKASI A.Ş AND ITS SUBSIDIARIES
NOTES TO THE CONSOLIDATED FINANCIAL STATEMENTS
FOR THE INTERIM PERIOD ENDED 31 MARCH 2016

(Amounts are expressed in thousands of Turkish Lira (TL) unless otherwise stated.)

SECTION FIVE (Continued)

EXPLANATIONS AND DISCLOSURES ON CONSOLIDATED FINANCIAL STATEMENTS
(Continued)

I. Explanations and disclosures related to the consolidated assets (continued)

10.c Explanation with respect to finance lease agreements, the criteria used in determination of contingent rents, conditions for revisions or purchase options, updates of leasing amounts and the restrictions imposed by lease arrangements, whether arrays in repayment occur, whether the terms of the contract are renewed, if renewed, the renewal conditions, whether the renewal results any restrictions, and other important conditions of the leasing agreement:

Finance lease agreements are made in accordance with the related articles of the Financial Leasing, Factoring and Financing Company Law No. 6361. There are no restructuring or restrictions having material effect on financial statements.

11. Information on derivative financial assets for hedging purposes

	Current Period		Prior Period	
	TL	FC	TL	FC
Fair Value Hedge	-	46.689	-	4.093
Cash Flow Hedge	-	-	-	-
Hedge of net investment in foreign operations	-	-	-	-
Total	-	46.689	-	4.093

As of 31 March 2016, the net fair value of derivative financial instruments designated as hedging instruments carried in the contract amount and the balance sheet are summarized in the following table:

	Current Period			Prior Period		
	Face Value	Asset	Liability	Face Value	Asset	Liability
Interest Rate Swap	4.571.640	46.689	-	4.689.900	4.093	(5.799)
FC	4.571.640	46.689	-	4.689.900	4.093	(5.799)
TL	-	-	-	-	-	-

11.a.1 Information on fair value hedge accounting

Hedging Item	Hedged Item	Type of Risk	Fair Value Change of Hedged Item (*)	Fair Value of Hedging Instrument		Income St Effect (Profit/Loss Through Derivative Financial Instruments)
				Asset	Liability	
Interest Rate Swap Transactions	Fixed Rate Eurobond Issued	Interest Rate Risk	(30.752)	27.580	-	(3.172)
Interest Rate Swap Transactions	Fixed Rate Loans Used	Interest Rate Risk	(10.679)	10.248	-	(431)

(*) The fair value of hedged item is presented as net market value less credit risk and accumulated interest.

12. Information on tangible assets (net)

Not prepared in accordance with the Article No.25 of the Communiqué on the Financial Statements and Related Disclosures and Footnotes to be Announced to Public by Banks.

13. Information on intangible assets

Not prepared in accordance with the Article No.25 of the Communiqué on the Financial Statements and Related Disclosures and Footnotes to be Announced to Public by Banks.

TÜRKİYE SİNAİ KALKINMA BANKASI A.Ş AND ITS SUBSIDIARIES
NOTES TO THE CONSOLIDATED FINANCIAL STATEMENTS
FOR THE INTERIM PERIOD ENDED 31 MARCH 2016

(Amounts are expressed in thousands of Turkish Lira (TL) unless otherwise stated.)

SECTION FIVE (Continued)

EXPLANATIONS AND DISCLOSURES ON CONSOLIDATED FINANCIAL STATEMENTS
(Continued)

I. Explanations and disclosures related to the consolidated assets (continued)

14. Information on investment properties

In the current period, the Group has three investment properties with a net book value of TL 242.288 (31 December 2015: TL 241.293) belonging to the Parent Bank's subsidiary operating in the real-estate investment trust sector. Investment properties movement table as of 31 March 2016 and 31 December 2015 is as follows:

Current Period	Opening Balance of Current Period	Additions	Disposals	Change in Fair Value	Closing Balance of Current Period
Tahir Han	19.905	-	-	-	19.905
Pendorya Mall	156.975	-	-	-	156.975
Adana Hotel Project	64.413	995	-	-	65.408
Total	241.293	995			242.288

Prior Period	Closing Balance of Prior Period	Additions	Disposals	Change in Fair Value	Closing Balance of Prior Period
Tahir Han	15.460	-	-	4.445	19.905
Pendorya Mall	168.400	1.281	-	(12.706)	156.975
Adana Hotel Project	40.230	14.727	(2)	9.458	64.413
Total	224.090	16.008	(2)	1.197	241.293

15. Information on deferred tax assets

15.a Temporary differences, tax losses, exemptions and deductions reflected to balance sheet as deferred tax asset:

The Group has computed deferred tax asset or liability on "temporary differences" arising from carrying values of assets and liabilities in the accompanying financial statements and their tax bases.

Deferred tax asset:	Current period	Prior period
Loan commissions accrual adjustment	15.501	16.103
Other provisions	14.424	12.008
Marketable securities	12.631	-
Employee benefit provision	2.345	2.053
Valuation of derivative instruments	-	5.943
Other	7.748	5.028
Total Deferred Tax Asset	52.649	41.135
Deferred tax liabilities:		
Marketable securities	(14.178)	(2.694)
Borrowings commissions accrual adjustment	(6.850)	(7.265)
Valuation of derivative instruments	(1.391)	-
Useful life difference of fixed assets	(399)	(402)
Others	(2.851)	(2.975)
Total Deferred Tax Liability	(25.669)	(13.336)
Net Deferred Tax Asset	26.980	27.799

TÜRKİYE SİNAİ KALKINMA BANKASI A.Ş AND ITS SUBSIDIARIES
NOTES TO THE CONSOLIDATED FINANCIAL STATEMENTS
FOR THE INTERIM PERIOD ENDED 31 MARCH 2016

(Amounts are expressed in thousands of Turkish Lira (TL) unless otherwise stated.)

SECTION FIVE (Continued)

EXPLANATIONS AND DISCLOSURES ON CONSOLIDATED FINANCIAL STATEMENTS
(Continued)

I. Explanations and disclosures related to the consolidated assets (continued)

15.b Temporary differences over which deferred tax asset are not computed and recorded in the balance sheet in prior periods, if so, their expiry date, losses and tax deductions and exceptions:

There is no deductible temporary differences that are not included in calculation of deferred tax asset and not reflected to financial statements in prior periods. YFAS has deferred tax asset amount of TL 5.099 calculated through loss from continued operations before taxes amounting to TL 25.496 (31 December 2015: TL 21.850 loss from continued operations before taxes / TL 4.316 deferred tax asset).

15.c Allowance for deferred tax and deferred tax assets from reversal of allowance:

There is no allowance for deferred tax and deferred tax assets from reversal of allowance (31 December 2015: None).

16. Explanations on assets held for sale:

In the current period, the Group has no assets held for sale (31 December 2015: None).

17. Information about other assets

17.a Other assets which exceed 10% of the balance sheet total and breakdown of these which constitute at least 20% of grand total:

Other assets do not exceed 10% of total assets, excluding off-balance sheet commitments (31 December 2015: None).

II. Explanations and disclosures related to the consolidated liabilities

1. Information on maturity structure of deposits

1.a.1 Maturity structure of deposits:

The Parent Bank is not authorized to accept deposits.

1.a.2 Information on saving deposits under the guarantee of saving deposit insurance fund and exceeding the limit of deposit insurance fund:

The Parent Bank is not authorized to accept deposits.

1.b Information on the scope whether the bank with a foreign head office suits saving deposit insurance of the related country:

The Parent Bank is not authorized to accept deposits.

1.c Saving deposits which are not under the guarantee of deposit insurance fund:

The Parent Bank is not authorized to accept deposits.

TÜRKİYE SİNAİ KALKINMA BANKASI A.Ş AND ITS SUBSIDIARIES
NOTES TO THE CONSOLIDATED FINANCIAL STATEMENTS
FOR THE INTERIM PERIOD ENDED 31 MARCH 2016

(Amounts are expressed in thousands of Turkish Lira (TL) unless otherwise stated.)

SECTION FIVE (Continued)

EXPLANATIONS AND DISCLOSURES ON CONSOLIDATED FINANCIAL STATEMENTS
(Continued)

II. Explanations and disclosures related to the consolidated liabilities (continued)

2. Negative differences table related to derivative financial liabilities held-for-trading

Derivative Financial Liabilities Held For Trading	Current Period		Prior Period	
	TL	FC	TL	FC
Forward Transactions	6.363	8.672	753	1.348
Swap Transactions	57.585	88.977	43.699	55.518
Futures Transactions	-	-	-	-
Options	-	62.109	-	73.632
Other	-	-	-	-
Total	63.948	159.758	44.452	130.498

Bank has entered into extinguishing cross-currency interest rate swaps as part of its strategy to hedge TRY denominated fixed rate assets. These swap arrangements provide that, on the occurrence of certain credit-related events in relation to the company (such as failure to make a payment), the swap arrangements may immediately terminate with no further payments due and payable by either party. As of 31 March 2016, the fair value of such swaps is (13.986) with a total outstanding notional amount of 130 million. The average maturity of such swaps range between 2020 and 2021 years.

3. Information on banks and other financial institutions

3.a Information on banks and other financial institutions:

	Current Period		Prior Period	
	TL	FC	TL	FC
Loans from Central Bank of Turkey	-	-	-	-
From Domestic Banks and Institutions	208.526	361.233	186.611	306.291
From Foreign Banks, Institutions and Funds	98.489	12.414.807	69.001	12.879.928
Total	307.015	12.776.040	255.612	13.186.219

3.b Maturity analysis of funds borrowed:

	Current Period		Prior Period	
	TL	FC	TL	FC
Short-term	208.537	166.963	59.544	56.360
Medium and long-term	98.478	12.609.077	196.068	13.129.859
Total	307.015	12.776.040	255.612	13.186.219

TÜRKİYE SİNAİ KALKINMA BANKASI A.Ş AND ITS SUBSIDIARIES
NOTES TO THE CONSOLIDATED FINANCIAL STATEMENTS
FOR THE INTERIM PERIOD ENDED 31 MARCH 2016

(Amounts are expressed in thousands of Turkish Lira (TL) unless otherwise stated.)

SECTION FIVE (Continued)

EXPLANATIONS AND DISCLOSURES ON CONSOLIDATED FINANCIAL STATEMENTS
(Continued)

II. Explanations and disclosures related to the consolidated liabilities (continued)

3.c Additional information about the concentrated areas of liabilities:

	Current Period		Prior Period	
	TL	FC	TL	FC
Nominal	-	1.975.400	-	2.026.500
Cost	-	1.971.598	-	2.021.606
Book Value	-	2.046.827	-	2.037.571

As of 27 October 2014, the Parent Bank's sales transactions on the issuance of bonds or similar securities amounting to maximum USD 750 million in abroad is completed and the debt instruments having nominal value of USD 350 million are determined with maturity of 30 October 2019 with fixed interest rate, five year maturity and semiannual coupon payment with an interest rate of 5,375%. Accordingly, as of 22 April 2015, the issuance of second Eurobond with nominal value of USD 350 million has been realized. The debt instruments are determined with a maturity of 22 April 2020 with fixed interest rate, five year maturity and semiannual coupon payment with an interest rate of 5,125%.

4. Other liabilities which exceed 10 % of the balance sheet total and the breakdown of these which constitute at least 20 % of grand total

There are no other liabilities which exceed 10% of the balance sheet total (31 December 2015: None).

5. Explanations on financial lease obligations (net)

5.a Explanations on finance lease payables:

The Group has no finance lease payables (31 December 2015: None).

5.b Explanations regarding operational leases:

As of the reporting date, 1 head office building and 10 branches of the Group companies are subject to operational leasing. Additionally, 26 cars and 100 computers are within the context of operational leasing. The Group has no liability for operational leases as of the reporting date (31 December 2015: 1 head office, 13 branches and 29 cars and 100 computers are subject to operational leasing).

5.c Explanations on the lessor and lessee in sale and lease back transactions, agreement conditions, and major agreement terms:

The Group has no sale and lease back transactions as of the reporting date (31 December 2015: None).

6. Information on derivative financial liabilities held for risk management

	Current Period		Prior Period	
	TL	FC	TL	FC
Fair Value Hedge	-	-	-	(5.799)
Cash Flow Hedge	-	-	-	-
Hedge of net investment in foreign operations	-	-	-	-
Total	-	-	-	(5.799)

TÜRKİYE SİNAİ KALKINMA BANKASI A.Ş AND ITS SUBSIDIARIES
NOTES TO THE CONSOLIDATED FINANCIAL STATEMENTS
FOR THE INTERIM PERIOD ENDED 31 MARCH 2016

(Amounts are expressed in thousands of Turkish Lira (TL) unless otherwise stated.)

SECTION FIVE (Continued)

EXPLANATIONS AND DISCLOSURES ON CONSOLIDATED FINANCIAL STATEMENTS
(Continued)

II. Explanations and disclosures related to the consolidated liabilities (continued)

7. Information on provisions

7.a Information on general loan loss provisions:

	Current Period	Prior Period
General Provisions	146.389	144.043
I.Provisions for First Group Loans and Receivables	125.657	124.148
- <i>Additional provisions for the loans with extended payment plan</i>	<i>1.100</i>	<i>1.111</i>
II.Provisions for Second Group Loans and Receivables	5.062	4.522
- <i>Additional provisions for the loans with extended payment plan</i>	<i>2.503</i>	<i>2.714</i>
Provisions for Non-Cash Loans	2.696	2.721
Other	12.974	12.652

7.b Foreign exchange losses on the foreign currency indexed loans and finance lease receivables:

As of the reporting date, the Group's foreign exchange losses on the foreign currency indexed loans amount to TL 6.006 (31 December 2015: TL 1.776). The foreign exchange losses on the foreign currency indexed loans are net off from the loans line in the financial statements.

7.c The specific provisions provided for unindemnified non cash loans:

As at the reporting date, the Bank's specific provisions provided for unindemnified non cash loan amount to TL 583 (31 December 2015: TL 583).

7.d Information related to other provisions:

7.d.1 Provisions for possible losses:

There is no provision for possible losses (31 December 2015: None).

7.d.2 If other provisions exceeds 10% of total provisions, the name and amount of sub-accounts:

	Current Period	Prior Period
Other Provisions (*)	72.406	63.049
Total	72.406	63.049

(*) Other provisions balance includes amount to TL 71.500 for the risks related to loan portfolio, amount to TL 584 for unindemnified non cash loans. (31 December 2015: TL 63.049 other provision).

TÜRKİYE SİNAİ KALKINMA BANKASI A.Ş AND ITS SUBSIDIARIES
NOTES TO THE CONSOLIDATED FINANCIAL STATEMENTS
FOR THE INTERIM PERIOD ENDED 31 MARCH 2016

(Amounts are expressed in thousands of Turkish Lira (TL) unless otherwise stated.)

SECTION FIVE (Continued)

EXPLANATIONS AND DISCLOSURES ON CONSOLIDATED FINANCIAL STATEMENTS
(Continued)

II. Explanations and disclosures related to the consolidated liabilities (continued)

8. Information on taxes payable

8.a Information on current taxes payable

8.a.1 Information on taxes payable:

	Current Period		Prior Period	
	TL	FC	TL	FC
Corporate Taxes and Deferred Taxes				
Corporate Taxes Payable	36.024	-	32.390	-
Deferred Tax Liability	-	-	-	-
Total	36.024	-	32.390	-

8.a.2 Information on taxes payable:

	Current Period	Prior Period
Corporate Taxes Payable	36.024	41.871
Taxation of Securities	985	1.070
Capital gains tax on property	-	-
Banking and Insurance Transaction Tax (BITT)	3.671	3.261
Foreign Exchange Transaction Tax	-	-
Value Added Tax Payable	151	251
Other	9.342	1.607
Total	50.173	48.060

8.a.3 Information on premiums:

	Current Period	Prior Period
Social Security Premiums-Employee	147	119
Social Security Premiums-Employer	166	135
Bank Social Aid Pension Fund Premium-Employee	-	-
Bank Social Aid Pension Fund Premium-Employer	-	-
Pension Fund Membership Fees and Provisions-Employee	-	-
Pension Fund Membership Fees and Provisions-Employer	-	-
Unemployment Insurance-Employee	45	32
Unemployment Insurance-Employer	90	63
Other	22	17
Total	470	366

8.b Explanations on deferred taxes liabilities:

As of the reporting date, the Group has no deferred tax liability (31 December 2015: None).

9. Information on liabilities regarding assets held for sale

None (31 December 2015: None).

TÜRKİYE SİNAİ KALKINMA BANKASI A.Ş AND ITS SUBSIDIARIES
NOTES TO THE CONSOLIDATED FINANCIAL STATEMENTS
FOR THE INTERIM PERIOD ENDED 31 MARCH 2016

(Amounts are expressed in thousands of Turkish Lira (TL) unless otherwise stated.)

SECTION FIVE (Continued)

EXPLANATIONS AND DISCLOSURES ON CONSOLIDATED FINANCIAL STATEMENTS
(Continued)

II. Explanations and disclosures related to the consolidated liabilities (continued)

10. Explanations on the number of subordinated loans the group used, maturity, interest rate, institution that the loan was borrowed from, and conversion option, if any:

Not prepared in accordance with the Article No.25 of the Communiqué on the Financial Statements and Related Disclosures and Footnotes to be Announced to Public by Banks.

11. Information on shareholders' equity

11.a Presentation of paid-in capital:

	Current Period	Prior Period
Common Stock	1.750.000	1.750.000
Preferred Stock	-	-

11.b Paid-in capital amount, explanation as to whether the registered share capital system ceiling is applicable at bank, if so amount of registered share capital:

Capital System	Paid-in Capital	Ceiling
Registered Capital System	1.750.000	2.500.000

11.c Information on share capital increases and their sources; other information on increased capital shares in current period:

In the meeting of the General Assembly held on 24 March 2016, it has been resolved that, paid-in capital of the Bank will be increased from TL 1.750.000 to TL 2.050.000 by adding TL 300.000. In respect of the resolution of the General Assembly, all of this increase will be incorporated from the profit of the year 2015. The applications to BRSA and CMB related to increase has been performed, and the process is not finalised as of report date.

In the meeting of the General Assembly held on 24 March 2015, it has been resolved that, paid-in capital of the Bank will be increased from TL 1.500.000 to TL 1.750.000 by adding TL 250.000. In respect of the resolution of the General Assembly, TL 234.000 of this increase will be incorporated from the profit of the year 2014, TL 16.000 of this increase will be incorporated from extraordinary reserves provided for gain on subsidiary and real estate based on article of CTL-5(1)/e. The increase in paid-in capital was approved by the BRSA on 15 May 2015.

11.d Information on share capital increases from capital reserves:

None (31 December 2015: TL 16.000).

11.e Capital commitments in the last fiscal year and at the end of the following interim period, the general purpose of these commitments and projected resources required to meet these commitments:

The Parent Bank has no capital commitments in the last fiscal year and at the end of the following interim period (31 December 2015: None).

TÜRKİYE SİNAİ KALKINMA BANKASI A.Ş AND ITS SUBSIDIARIES
NOTES TO THE CONSOLIDATED FINANCIAL STATEMENTS
FOR THE INTERIM PERIOD ENDED 31 MARCH 2016

(Amounts are expressed in thousands of Turkish Lira (TL) unless otherwise stated.)

SECTION FIVE (Continued)

EXPLANATIONS AND DISCLOSURES ON CONSOLIDATED FINANCIAL STATEMENTS
(Continued)

II. Explanations and disclosures related to the consolidated liabilities (continued)

11. Information on shareholders' equity (continued)

11.f Indicators of the Bank's income, profitability and liquidity for the previous periods and possible effects of these future assumptions on the Bank's equity due to the uncertainty of these indicators:

The prior period income, the profitability and liquidity of the Parent Bank and their trends in the successive periods are followed by Budget Planning and Investor Relations Department by considering the outcomes of the potential changes in the foreign exchange rate, interest rate and maturity alterations on profitability and liquidity under several different scenario analyses. The Parent Bank operations are profitable and the Parent Bank keeps the major part of its profit by capital increases or capital reserves within the shareholders' equity.

11.g Information on preferred shares:

The Parent Bank has no preferred shares (31 December 2015: None).

11.h Information on marketable securities value increase fund:

	Current Period		Prior Period	
	TL	FC	TL	FC
From Associates, Subsidiaries, and Entities Under Common Control	(23.333)	-	(13.651)	-
Valuation Differences	(15.348)	28.917	(27.819)	11.288
Foreign Exchange Difference	2.508	-	2.427	-
Total	(36.173)	28.917	(39.043)	11.288

III. Explanations and disclosures related to the consolidated off-balance sheet items

1. Information on off-balance sheet liabilities

1.a Nature and amount of irrevocable loan commitments:

	Current Period	Prior Period
Commitments for Forward Purchase and Sales of Assets	568.117	110.589
Commitments for Money Market Brokerage Purchase and Sales	88.372	96.317
Commitments for Use Guaranteed Credit Allocation	-	-
Commitments for Stock Brokerage Purchase and Sales	406.182	498.091
Commitments for Letter of Credit	327.074	319.695
Commitments from Forward Short Term Borrowing and Transfers	89	103.409
Other	192.574	185.460
Total	1.582.408	1.313.561

1.b Possible losses and commitments related to off-balance sheet items including items listed below:

1.b.1 Non-cash loans including guarantees, surety and acceptances, financial collaterals and other letters of credits:

As of the reporting date, total letters of credits, surety and acceptance amount to TL 702.382 (31 December 2015: TL 585.917).

TÜRKİYE SİNAİ KALKINMA BANKASI A.Ş AND ITS SUBSIDIARIES
NOTES TO THE CONSOLIDATED FINANCIAL STATEMENTS
FOR THE INTERIM PERIOD ENDED 31 MARCH 2016

(Amounts are expressed in thousands of Turkish Lira (TL) unless otherwise stated.)

SECTION FIVE (Continued)

EXPLANATIONS AND DISCLOSURES ON CONSOLIDATED FINANCIAL STATEMENTS
(Continued)

III. Explanations and disclosures related to the consolidated off-balance sheet items (Continued)

1. Information on off-balance sheet liabilities (continued)

1.b.2 Certain guarantees, tentative guarantees, surety ships and similar transactions

As of the reporting date, total letters of guarantee is TL 1.052.744 (31 December 2015: TL 1.196.747).

1.c.1 Total amount of non-cash loans:

	Current Period	Prior Period
Non-cash Loans Given Against Achieving Cash Loans	854.214	731.304
With Maturity of One Year or Less than One Year	4.332	49.945
With Maturity of More than One Year	849.882	681.359
Other Non-Cash Loans	900.912	1.051.360
Total	1.755.126	1.782.664

1.c.2 Information on sectoral risk breakdown of non-cash loans:

Not prepared in accordance with the Article No.25 of the Communiqué on the Financial Statements and Related Disclosures and Footnotes to be Announced to Public by Banks.

1.c.3 Information on Ist and IInd group non-cash loans:

Not prepared in accordance with the Article No.25 of the Communiqué on the Financial Statements and Related Disclosures and Footnotes to be Announced to Public by Banks.

2. Information related to derivative financial instruments

Not prepared in accordance with the Article No.25 of the Communiqué on the Financial Statements and Related Disclosures and Footnotes to be Announced to Public by Banks.

3. Explanations on loan derivatives and risk exposures

Not prepared in accordance with the Article No.25 of the Communiqué on the Financial Statements and Related Disclosures and Footnotes to be Announced to Public by Banks.

4. Explanations on contingent liabilities and assets

There are 45 legal cases against the Group which are amounting to TL 5.969 as of the reporting date (31 December 2015: TL 5.919 - 45 legal cases).

Tax Audit Committee inspectors made an investigation for the years 2008-2011 about the payments made by the Parent Bank and employees to “Türkiye Sınai Kalkınma Bankası A.Ş. Mensupları Munzam Sosyal Güvenlik ve Yardımlaşma Vakfı” (Foundation) established in accordance with the decisions of Turkish Commercial Law and Civil Law as made to all Foundations in the sector. According to this investigation it has been communicated that the amount Parent Bank is obliged to pay is a benefit in the nature of fee for the members of Foundation worked at the time of payment, the amount Foundation members are obliged to pay should not been deducted from the basis of fee; accordingly tax audit report was issued with the claim that it should be taken penalized income tax surcharge / penalized stamp duty deducted from allowance and total amount of TL 17.325 tax penalty notice relating to period in question to Parent Bank relying on this report.

The Parent Bank assesses that the Parent Bank’s practice is in compliance with the legislation and there is no legal basis for the tax administration’s suspended assessments, therefore, lawsuits have been filed against the subjected assessments in various tax courts in İstanbul, Ankara and İzmir.

TÜRKİYE SİNAİ KALKINMA BANKASI A.Ş AND ITS SUBSIDIARIES
NOTES TO THE CONSOLIDATED FINANCIAL STATEMENTS
FOR THE INTERIM PERIOD ENDED 31 MARCH 2016

(Amounts are expressed in thousands of Turkish Lira (TL) unless otherwise stated.)

SECTION FIVE (Continued)

EXPLANATIONS AND DISCLOSURES ON CONSOLIDATED FINANCIAL STATEMENTS
(Continued)

III. Explanations related to the consolidated off-balance sheet items (Continued)

4. Explanations on contingent liabilities and assets (continued):

Some of the lawsuits are decided favourable, remaining of lawsuits are decided unfavourable by the tax courts of first instance. On the other hand, appeal and objection have been requested by the Parent Bank against the decision of the Court with respect to the Parent Bank and by the administration against the decision of the Court with respect to the administration and completion of appeal process is waited. The tax and penalty notices related to the decision of the tax court of first instance against the Parent Bank are accrued by administration depending on legal process and as of 31 July 2014 the Parent Bank has made total payments amounting to TL 22.091.

A similar case has been submitted to the Constitutional Court (AYM) in the form of individual remedies by the main shareholder of the parent Bank in relation to the parent Bank's liabilities to pay, the Constitutional Court gave the decision with court file number 2014/6192. According to court decision published in the Official Gazette dated 21 February 2015 and numbered 29274, the assessments against the parent Bank was contrary to the principle of legality and the Parent Bank's property rights has been violated. This decision is considered to be a precedent for the parent Bank and an amount of TL 12.750 corresponding to the portion that the parent Bank was obliged to pay for the related period is recognised as income in the prior period.

There is a lawsuit for Pendorya Mall of TSKB GYO registered in Pendik, Doğu District, plot 105, map 865, parcel 64 against IBB and Karacan Yapı at Pendik 2nd Court of First Instance Pendorya Mall claiming the road intersects his own property and demanding compensation amounting TL 7. TSKB GYO has been involved in the lawsuit as intervening party.

Relating to immovable property, subject of litigation discovery review and expert reports were submitted to the court file. Objections to the report and statement of TSKB GYO has been given. IBB Presidency has declared that expropriation proceedings related to the subject have been initiated. For this reason, lawsuit was removed from "Possessory Actions" and converted to the "Confiscating without expropriating" by the judge.

Accepting in the new case, the plaintiff claimed compensation from the Administration and in order to determine the amount of compensation the Court decided an expert examination since the information provided by the Land Registry and the Municipality was not deemed sufficient.

Expert reports submitted to the Court on 30 May 2013 and the Court decided to add Pendik Municipality as a defendant in the case. At the latest hearing on 24 December 2013 it was decided to accept the expert reports and Pendik Municipality to pay the relevant amount (TL 645) to the plaintiff. Justified decision has been declared and the decision appealed by Pendik Municipality is being waited for the return from Supreme Court.

5. Custodian and intermediary services

Not prepared in accordance with the Article No.25 of the Communiqué on the Financial Statements and Related Disclosures and Footnotes to be Announced to Public by Banks.

TÜRKİYE SİNAİ KALKINMA BANKASI A.Ş AND ITS SUBSIDIARIES
NOTES TO THE CONSOLIDATED FINANCIAL STATEMENTS
FOR THE INTERIM PERIOD ENDED 31 MARCH 2016

(Amounts are expressed in thousands of Turkish Lira (TL) unless otherwise stated.)

SECTION FIVE (Continued)

EXPLANATIONS AND DISCLOSURES ON CONSOLIDATED FINANCIAL STATEMENTS
(Continued)

IV. Explanations and disclosures related to the consolidated income statement

1. Information on interest income

1.a Information on interest on loans:

	Current Period		Prior Period	
	TL	FC	TL	FC
Interest on Loans (*)				
Short Term Loans	13.176	1.579	12.066	564
Medium and Long Term Loans	37.844	134.568	31.625	109.349
Interest on Non-performing Loans	961	46	134	68
Premiums received from Resource Utilization Support Fund	-	-	-	-
Total	51.981	136.193	43.825	109.981

(*) Commission income from loans has been included to the interest on loans.

1.b Information on interest received from banks:

	Current Period		Prior Period	
	TL	FC	TL	FC
The Central Bank of Turkey (*)	844	-	60	-
Domestic Banks	2.412	1.588	2.852	2.093
Foreign Banks	-	131	92	1
Branches and Head Office Abroad	-	-	-	-
Total	3.256	1.719	3.004	2.094

(*) Interests given to the Turkish Lira and US Dollar portion of the CBRT Required Reserves, reserve options and unrestricted accounts have been presented under "The Central Bank of Turkey" line in the financial statements.

1.c Information on interest received from marketable securities:

	Current Period		Prior Period	
	TL	FC	TL	FC
Trading Securities	996	26	379	35
Financial Assets at Fair Value Through Profit and Loss	-	-	-	-
Available for Sale Financial Assets	58.951	10.875	53.623	12.191
Investments Held to Maturity	24.318	2.217	-	-
Total	84.265	13.118	54.002	12.226

1.d Information on interest income received from associates and subsidiaries:

	Current Period	Prior Period
Interest Received from Associates and Subsidiaries	1.846	1.545

TÜRKİYE SİNAİ KALKINMA BANKASI A.Ş AND ITS SUBSIDIARIES
NOTES TO THE CONSOLIDATED FINANCIAL STATEMENTS
FOR THE INTERIM PERIOD ENDED 31 MARCH 2016

(Amounts are expressed in thousands of Turkish Lira (TL) unless otherwise stated.)

SECTION FIVE (Continued)

EXPLANATIONS AND DISCLOSURES ON CONSOLIDATED FINANCIAL STATEMENTS
(Continued)

IV. Explanations and disclosures related to the consolidated income statement (continued)

2. Information on interest expense

2.a Information on interest on funds borrowed:

	Current Period		Prior Period	
	TL	FC	TL	FC
Banks	4.521	7.902	7.803	3.021
The Central Bank of Turkey	-	-	-	-
Domestic Banks	-	-	6.702	334
Foreign Banks	3.235	2.694	1.101	2.687
Branches and Head Office Abroad	1.286	5.208	-	-
Other Financial Institutions	381	39.596	-	31.267
Total (*)	4.902	47.498	7.803	34.288

(*) Commissions given to the Banks and Other Institutions are presented under interest expense.

2.b Information on interest expenses to associates and subsidiaries:

There is no interest expense to its associates and subsidiaries (31 March 2015: None).

2.c Information on interest expense to securities issued:

	Current Period		Prior Period	
	TL	FC	TL	FC
Interest on securities issued (*)	-	26.399	-	13.502

(*) Commissions given to issuance have been included to interest expense on funds borrowed.

3. Information on dividend income

Not prepared in accordance with the Article No.25 of the Communiqué on the Financial Statements and Related Disclosures and Footnotes to be Announced to Public by Banks.

4. Information on net trading income (net)

	Current period	Prior period
Profit	368.349	402.864
Gains on capital market operations	3.881	10.387
Gains on derivative financial instruments (*)	228.208	169.280
Foreign exchange gains	136.260	223.197
Losses (-)	(378.456)	(393.824)
Losses on capital market operations	(1.190)	(2.254)
Losses on derivative financial instruments (*)	(307.168)	(215.324)
Foreign exchange losses	(70.098)	(176.246)

(*) Foreign exchange gain from derivative transactions amounting to TL 81.475 is presented in "Gains on derivative financial instruments" (31 March 2015: TL 81.529), foreign exchange loss from derivative transactions amounting to TL (172.795) is presented in "Losses on derivative financial instruments" (31 March 2015: TL (147.521)).

TÜRKİYE SİNAİ KALKINMA BANKASI A.Ş AND ITS SUBSIDIARIES
NOTES TO THE CONSOLIDATED FINANCIAL STATEMENTS
FOR THE INTERIM PERIOD ENDED 31 MARCH 2016

(Amounts are expressed in thousands of Turkish Lira (TL) unless otherwise stated.)

SECTION FIVE (Continued)

EXPLANATIONS AND DISCLOSURES ON CONSOLIDATED FINANCIAL STATEMENTS
(Continued)

IV. Explanations and disclosures related to the consolidated income statement (continued)

5. Information related to other operating income

	Current Period	Prior Period
Provisions Released	3.024	23.473
Gains on Sale of Assets	74	27
From Associate and Subsidiary Sales	-	-
From Immovable Fixed Asset Sales	-	26
From Property Sales	59	1
From Other Asset Sales	15	-
Other (*)	6.150	18.552
Total	9.248	42.052

(*) Includes income accrual in the amounting TL 12.750 in accordance with the subjects mentioned in Section Five in disclosure No:III-4 in the prior period.

6. Provision expenses related to loans and other receivables of the Group

	Current Period	Prior Period
Specific provisions for loans and other receivables	1.029	44.490
III. Group	1	43.916
IV. Group	-	-
V. Group	1.028	574
General provision expenses	2.346	7.571
Provision expenses for possible losses	-	-
Marketable securities impairment expenses	1.510	4.066
Trading securities	-	-
Investment securities available for sale	1.510	4.066
Impairment provisions	-	-
Associates	-	-
Subsidiaries	-	-
Entities under common control (Joint Vent.)	-	-
Investment securities held to maturity	-	-
Other (*)	11.500	-
Total	16.385	56.127

(*) Other provision contains amounting to TL 11.500 in the prior period allocated for the risks related to the loan portfolio.

TÜRKİYE SİNAİ KALKINMA BANKASI A.Ş AND ITS SUBSIDIARIES
NOTES TO THE CONSOLIDATED FINANCIAL STATEMENTS
FOR THE INTERIM PERIOD ENDED 31 MARCH 2016

(Amounts are expressed in thousands of Turkish Lira (TL) unless otherwise stated.)

SECTION FIVE (Continued)

EXPLANATIONS AND DISCLOSURES ON CONSOLIDATED FINANCIAL STATEMENTS
(Continued)

IV. Explanations and disclosures related to the consolidated income statement (continued)

7. Information related to other operating expenses

	Current Period	Prior Period
Personnel Expenses	23.300	20.921
Reserve for Employee Termination Benefits	624	510
Bank Social Aid Fund Deficit Provision	-	-
Impairment Expenses of Fixed Assets	-	-
Depreciation Expenses of Fixed Assets	1.187	842
Impairment Expenses of Intangible Assets	-	-
Impairment Expense of Goodwill	-	-
Amortization Expenses of Intangible Assets	139	155
Impairment on Subsidiaries Accounted for Under Equity Method	-	-
Impairment on Assets for Resale	5	26
Depreciation Expenses of Assets Held for Resale	-	4
Impairment Expenses of Assets Held for Sale	-	-
Other Operating Expenses	8.117	7.615
Rent Expenses	1.149	920
Maintenance Expenses	351	626
Advertisement Expenses	410	419
Other Expenses	6.207	5.650
Loss on Sales of Assets	-	-
Other	4.487	5.729
Total	37.859	35.802

8. Information on tax provision for continued and discontinued operations

8.a Information on current tax charge or benefit and deferred tax charge or benefit:

The Group's current tax charge for the period is TL 36.010 (31 March 2015: TL 2.879). Deferred tax benefit is TL 6.560 (31 March 2015: TL 16.364 deferred tax charge).

8.b Information related to deferred tax benefit or charge on temporary differences:

Deferred tax benefit calculated on temporary differences is TL 6.560 (31 March 2015: TL 16.364 deferred tax charge).

TÜRKİYE SİNAİ KALKINMA BANKASI A.Ş AND ITS SUBSIDIARIES
NOTES TO THE CONSOLIDATED FINANCIAL STATEMENTS
FOR THE INTERIM PERIOD ENDED 31 MARCH 2016

(Amounts are expressed in thousands of Turkish Lira (TL) unless otherwise stated.)

SECTION FIVE (Continued)

EXPLANATIONS AND DISCLOSURES ON CONSOLIDATED FINANCIAL STATEMENTS
(Continued)

IV. Explanations and disclosures related to the consolidated income statement (continued)

8. Information on tax provision for continued and discontinued operations (continued)

8.c Information related to deferred tax benefit / charge on temporary differences, losses, tax deductions and exceptions:

As of 31 March 2016, the deferred tax benefit was calculated based on temporary timing differences is TL 6.560 (31 March 2015: TL 16.434 tax charge). Deferred tax income reflected in the income statement on carry forward tax losses, tax deductions and exceptions amounts to TL 5.099 (31 March 2015: TL 1.074).

In addition, TL 7.379 deferred tax income, which is calculated over the fair value differences on available for sale securities, is offset against the available for sale securities value increase fund item under equity (31 March 2015: TL 9.395 deferred tax expense).

9. Information on net profit from continued and discontinued operations

As of 31 March 2016, current net profit of the Group has increased by 39% compared to the prior period (31 March 2015: 0,84% decrease).

10. Information on net profit/loss

10.a The nature and amount of certain income and expense items from ordinary operation is disclosed if the disclosure for nature, amount and repetition rate of such items is required for the complete understanding of the Group's performance for the period:

The Group has generated TL 335.222 of interest income, TL 144.595 of interest expenses, TL 6.880 of net fee and commission income from banking operations (31 March 2015: TL 231.366 interest income, TL 103.902 interest expenses, TL 6.780 net fee and commission income).

10.b The effect of the change in accounting estimates to the net profit/loss; including the effects to the future period, if any:

There are no changes in the accounting estimates.

10.c Minority share of profit and loss:

The current year loss attributable to minority shares is TL 747 (31 March 2015: TL 1.132 loss). The total shareholders' equity, including current year profit attributable to minority shares is TL 64.739 (31 March 2015: TL 64.968).

11. If the other items in the income statement exceed 10% of the income statement total, accounts amounting to at least 20% of these items are shown below

	Current Period	Prior Period
Gains on Other Fees and Commissions		
Gains on Brokerage Commissions	6.232	4.940
Commissions from Initial Public Offering	16	-
Investment Fund Management Income	348	475
Other	669	594
Total	7.265	6.009

TÜRKİYE SİNAİ KALKINMA BANKASI A.Ş AND ITS SUBSIDIARIES
NOTES TO THE CONSOLIDATED FINANCIAL STATEMENTS
FOR THE INTERIM PERIOD ENDED 31 MARCH 2016

(Amounts are expressed in thousands of Turkish Lira (TL) unless otherwise stated.)

SECTION FIVE (Continued)

EXPLANATIONS AND DISCLOSURES ON CONSOLIDATED FINANCIAL STATEMENTS
(Continued)

V. Explanations on the risk group of the Parent Bank

1. Information on the volume of transactions related to the Parent Bank's own risk group, outstanding loan and deposit transactions and income and expenses of the period

1.a Current period:

Risk Group of the Parent Bank	Subsidiaries and Associates		Direct and Indirect Shareholders of the Parent Bank		Other Entities Included in the Risk Group	
	Cash	Non-Cash	Cash	Non-Cash	Cash	Non-Cash
Loans and other receivables						
Balance at the beginning of the period	340.358	322	53.167	117.412	91.272	-
Balance at the end of the period	263.240	322	52.680	-	88.017	-
Interest and commission income received	1.845	1	290	108	988	-

1.b Prior period:

Risk Group of the Parent Bank	Subsidiaries and Associates		Direct and Indirect Shareholders of the Parent Bank		Other Entities Included in the Risk Group	
	Cash	Non-Cash	Cash	Non-Cash	Cash	Non-Cash
Loans and other receivables						
Balance at the beginning of the period	119.901	264	72.954	117.412	79.003	-
Balance at the end of the period	340.358	322	53.167	117.412	91.272	-
Interest and commission income received	7.587	5	1.582	294	4.208	-

1.c Information on deposit held by Parent Bank's own risk group:

The Parent Bank is not authorized to accept deposits.

2. Information on forward and option agreements and other similar agreements made with related parties

Risk Group of the Parent Bank	Subsidiaries and Associates		Direct and Indirect Shareholders of the Parent Bank		Other Entities Included in the Risk Group	
	Current Period	Prior Period	Current Period	Prior Period	Current Period	Prior Period
Fair Value Through Profit or Loss Transactions						
Beginning of the Period	97.511	-	-	-	-	-
End of the Period	-	97.511	-	-	-	-
Total Profit / Loss (*)	(5.846)	-	-	-	-	-
Hedging Risk Transactions						
Beginning of yhe Period	-	-	-	-	-	-
End of the Period	-	-	-	-	-	-
Total Profit / Loss	-	-	-	-	-	-

(*) Prior Period includes the informations belong to 31 March 2015.

3. Total salaries and similar benefits provided to the key management personnel

Benefits provided to key management personnel in the current period amount to TL 5.946 (31 March 2015: TL 5.333).

TÜRKİYE SİNAİ KALKINMA BANKASI A.Ş AND ITS SUBSIDIARIES
NOTES TO THE CONSOLIDATED FINANCIAL STATEMENTS
FOR THE INTERIM PERIOD ENDED 31 MARCH 2016

(Amounts are expressed in thousands of Turkish Lira (TL) unless otherwise stated.)

SECTION SIX

AUDITORS' REVIEW REPORT

I. Explanations on the Auditors' review report

The consolidated financial statements as of and for the period ended 31 March 2016 were audited by Akis Bağımsız Denetim ve Serbest Muhasebeci Mali Müşavirlik AŞ (the Turkish member firm of KPMG International Cooperative, a Swiss entity) and Auditors' Review Report dated 28 April 2016 is presented in the introduction of this report.

II. Explanations and notes prepared by independent auditors

There are no other explanations and notes not expressed in sections above related with the Group's operations.

TÜRKİYE SİNAİ KALKINMA BANKASI A.Ş AND ITS SUBSIDIARIES
INFOMATION ON INTERIM ACTIVITY REPORT
FOR THE INTERIM PERIOD ENDED 1 JANUARY-31 MARCH 2016
(Amounts are expressed in thousands of Turkish Lira (TL) unless otherwise stated.)

SECTION SEVEN

I. Interim period activity report included chairman of the board of directors and Ceo's assessments for the interim activities

As of 31 March 2016, Mr. Özcan Türkakın has retired from the Bank's Board Member and Chief Executive Officer positions, to which Mr. Suat İnce was decided to be appointed in 1 April 2016. Aforementioned appointment was announced by a disclosure in the Public Disclosure Platform on 24 March 2016. Following the approval of Banking Regulation and Supervision Agency (BRSA), Mr. İnce started his duty on 11 April 2016. Mr. Suat İnce's curriculum vitae is as follows:

Suat İnce

Suat İnce was born in 1964 in Ankara and graduated from the Economics Department at the Faculty of Economics and Administrative Sciences, Middle East Technical University. Having started his professional career at İşbank as Assistant Inspector on the Board of Inspectors, he was appointed as Assistant Manager of Corporate Loans Underwriting Division in 1995. Between 1997 and 2008, he was positioned as Manager in various units and branches of the bank. He served as Deputy Chief Executive of İşbank between 2008 and 2016. In April 2016, Mr. İnce is elected as a member of the TSKB's Board of Directors and appointed as the Bank's Chief Executive Officer.

Information on the Bank's Board of Directors Meetings

The Board of Directors made 8 resolutions between 1 January 2016 and 31 March 2016. Members of the Board of Directors were sufficiently involved in the meetings.

TÜRKİYE SİNAİ KALKINMA BANKASI A.Ş AND ITS SUBSIDIARIES
INFORMATION ON INTERIM ACTIVITY REPORT
FOR THE INTERIM PERIOD ENDED 1 JANUARY-31 MARCH 2016

(Amounts are expressed in thousands of Turkish Lira (TL) unless otherwise stated.)

SECTION SEVEN

I. Interim period activity report included chairman of the board of directors and Ceo's assessments for the interim activities (continue)

ASSESSMENTS OF THE BOARD CHAIRMAN FOR THE PERIOD

Following the year 2015 shaped by domestic and international uncertainties, global risk appetite has slightly increased during the first quarter of 2016. With the anticipation of a slow recovery process in the global economy, predictions on Fed's hike shifted to the fourth quarter and the monetary loosening policy of the European Central Bank accelerated capital flows to developing countries. An increased interest in developing countries has had a positive impact on Turkey regarding capital flows.

According to data disclosed by the Turkish Statistical Institute (TSI) at the end of March, the Turkish economy performed better than expected in 2015, with a growth rate of 4%. Leading indicators confirm a continued growth trend. While the increase in minimum wage is estimated to contribute to domestic consumption which keeps to be the driving force behind growth, Turkey's flexibility to shift export markets and the recovery in the European economy are expected to be the other factors that would bolster growth in the period ahead, despite geopolitical downside risks.

An assessment of the banking sector indicates that controlled growth trend of loans continues thanks to the tight monetary policy stance of the Central Bank of the Republic of Turkey (CBRT) and macro-prudential measures taken. Moreover, the composition of loans shows that commercial loans continued to grow more rapidly than consumer loans during the first quarter. The commencement of the expected investment projects in the next period and developments in the favor of banks with respect to regulations regarding consumer loans will contribute positively to loan growth. For the whole year, it is estimated that the banking sector is able to achieve a 10-12% growth in deposits and loans. In addition, banks' capital adequacy ratios are expected to continue hovering around a range between 14-15% with the regulations coming into force in accordance with Basel III as of March.

TSKB, which has a business model different from that of the other banks, has demonstrated a successful performance in the first quarter. On the other hand, the Bank has again achieved to rank as one of the three top-scoring institutions in BIST Corporate Governance Index on the back of its 2015 corporate governance rating score. The Bank will continue supporting the private sector investments of high quality in the period ahead, creating value for all its stakeholders, and being among pioneer institutions with regards to corporate governance and sustainability.

Yours Sincerely,
Adnan Bali
Chairman of the Board of Directors

TÜRKİYE SİNAİ KALKINMA BANKASI A.Ş AND ITS SUBSIDIARIES
INFORMATION ON INTERIM ACTIVITY REPORT
FOR THE INTERIM PERIOD ENDED 1 JANUARY-31 MARCH 2016

(Amounts are expressed in thousands of Turkish Lira (TL) unless otherwise stated.)

SECTION SEVEN

I. Interim period activity report included chairman of the board of directors and Ceo's assessments for the interim activities (continue)

ASSESSMENTS OF THE CHIEF EXECUTIVE OFFICER FOR THE PERIOD

Having begun with the gloomy geopolitical developments and global uncertainties, the first quarter of the year has been a period that was marked with a significant improvement in global risk perception and that Turkish economy has decoupled positively from the economies of other developing countries. With the CBRT's interest rate cutting process, there has been a drop in the funding costs while Turkish Lira has gained 2,5% value against the equal currency basket. Global and domestic macroeconomic leading indicators also supports this outlook.

In the first quarter of 2016, in which the General Assembly Meeting has also taken place, our Bank has achieved a successful performance in line with its guidances. The Bank has achieved an fx-adjusted growth rate parallel to that of the sector during the first three months in which a recovery was seen at corporate loans side. The Bank recorded an annual growth rate of 21% in assets, 16,2% in loans, and expanded its loan book to TL 13.9 billion with a 2% pick up in fx-adjusted terms in the first quarter. Energy production, energy and resource efficiency projects outweighed among the new disbursements of the Bank. In the same period, business loans have also shown a slight revival, as well. It is crucial to note that project finance loans will also positively contribute to loan growth in the upcoming quarters.

Having maintained its asset quality while growing, the Bank continued to strengthen its equity base. TSKB, has expanded its equities in the first quarter by 3,4 percent, reaching TL 2.9 billion on consolidated basis. As of 31 March 2016, the Bank recorded a consolidated capital adequacy ratio of 16%. Besides, the first quarter has been a successful period for profitability, as well. TSKB posted a consolidated net profit of TL 136.2 million with an annual increase of 39%.

TSKB continued to increase its support to SMEs both through new funding agreements signed with development finance institutions, and through new initiatives supporting development. In February, a loan facility amounting to Euro 100 million was secured from the European Investment Bank (EIB) under the guarantee of the Turkish Undersecretariat of Treasury. With the aforementioned loan, which is an extension of Euro 100 million loan obtained from EIB in May 2015, SMEs and mid-cap companies are going to be financed with a maximum maturity of 8 years.

Another important development of the period has been the "InnovFin SME Guarantee Facility" signed between the European Investment Fund and TSKB in order to encourage the innovative investments of SMEs. Within the framework of this agreement, TSKB plans to offer loans to innovative companies during the next two years within the scope of the warranty offered through the "Horizon 2020-European Union research and Innovation Framework Program" by the European Investment Fund. We expect that the loans to be facilitated to innovative Turkish companies with the support of the European Union to reach up to Euro 20 million. Thus, we will continue contributing to the national economy through our supports to companies in the areas of employment and competitiveness.

Yours Sincerely,
Chief Executive Officer and Board Member
Suat İnce

TÜRKİYE SİNAİ KALKINMA BANKASI A.Ş AND ITS SUBSIDIARIES
INFORMATION ON INTERIM ACTIVITY REPORT
FOR THE INTERIM PERIOD ENDED 1 JANUARY-31 MARCH 2016

(Amounts are expressed in thousands of Turkish Lira (TL) unless otherwise stated.)

SECTION SEVEN

I. Interim period activity report included chairman of the board of directors and Ceo's assessments for the interim activities (continue)

ECONOMIC DEVELOPMENTS DURING THE INTERIM PERIOD

Economic Developments during the First 3 Months of 2016

The Turkish economy has shown a growth of 5,7% during the last quarter of 2015 compared with the same period of the previous year, and a 4% growth throughout 2015. Strong domestic demand has been the most important source of growth during the last period of the year. The size of the Turkish economy has reached to TL 1.95 trillion (USD 720 billion) as of end 2015.

According to inflation data announced by the TSI, annual inflation rate is 7,46% as of March 2016 based on consumer prices. Ending the year 2015 at a level of 8,81%, the inflation's drop were attributed to the ending of the negative reflections of the foreign currency hikes in 2015 and the drop in food prices. In the mid-range program, the government's year-end inflation estimate for 2016 stands at 7,5% based on the Consumer Price Index.

Industrial productions started strongly in 2016. Based on TSI data, industrial production increased by 8,5% in February 2016 yoy. Also based on indices adjusted for calendar effects, industrial production increased by 5,8% in February compared with the same month of the last year. During the first two months of the year, total industrial production increased by 6% yoy. Industrial production had dropped by 0,7% in the first two months of 2015.

Foreign trade deficits continued its regular monthly drop in the first two months of 2016 as in the last two years on a yearly basis, falling from its 63.2 billion USD level at the end of 2015 to 61.1 billion USD at the end of February 2016. During the first two months of the year, exports decreased by 10,5%, imports by 13,6%, and foreign trade deficit dropped by 22% to 7 billion USD compared with the same period of the last year. During this period, the export-import ratio has been 75,7%.

Meanwhile, the current account deficit, which continued its downward trend starting in 2014, fell by 28% yoy to USD 4.1 billion during the first two years of the year. Consequently, the annual current deficit has dropped from its USD 32.1 billion level at the end of 2015 to USD 30.5 billion. It is estimated that the current deficit rate/GDP ratio standing at 4,4% at the end of 2015 was contracted to 4,2% as of the second month of 2016.

According to data from the Ministry of Finance, central government budget has given a surplus of TL 46 million in the first three months of 2016. There was a TL 5.4 billion deficit in the budget in the same period of the last year. A 9% decrease in interest expenditures and a 37% increase in non-tax revenues were the main culprits behind the budget surplus. And non-interest surplus increased by 30,4% in the first three months of 2016, reaching TL 16.5 billion.

The Financials Markets

The financial markets started the year 2016 with a diminishing risk appetite among global growth concerns and strong decline in merchandise prices, as well as concerns of Fed's continued interest rate increases which started in December and a restriction of liquidity. Fund outflow from developing countries throughout 2015 continued during the first month of the year. At the end of January, due to the additional step taken by the European Central Bank in an effort to loosen its monetary policy and expectations of an interest rate increase by Fed being shifted to the last quarter of the year, there has been an improvement in risk appetite. As a result of the measures taken in China to stimulate the construction sector, decisions of Saudi Arabia and Russia to freeze oil production at January levels, and the OPEC and non-OPEC producers' plan to meet in Qatar in April, ceasefire in Syria and upward trend in merchandise prices as well as the supports of two central banks, capital flows have started to be seen again to developing countries in February and March.

TÜRKİYE SİNAİ KALKINMA BANKASI A.Ş AND ITS SUBSIDIARIES
INFORMATION ON INTERIM ACTIVITY REPORT
FOR THE INTERIM PERIOD ENDED 1 JANUARY-31 MARCH 2016

(Amounts are expressed in thousands of Turkish Lira (TL) unless otherwise stated.)

SECTION SEVEN

I. Interim period activity report included chairman of the board of directors and Ceo's assessments for the interim activities (continue)

While the US dollar is losing its grip in the markets due to the dropping global growth projections and reduced US interest rate increase concerns, European Central Bank's emphasis that it had no room for additional loosening resulted in Euro/USD rising from its 1,08 level at the beginning of the year to 1,1380 at the end of the period. Weakening interest rate increase projections in the financial markets and a trend towards bonds due to increased risks caused 10-year USD bond interests to drop from 2,27% to 1,77%. With the recovery during the second half of the period in the global markets and the fall of inflation, USD/TL rate fell to TL 2,82, and two-year fixed-coupon benchmark bond interest rate fell to 10%. BIST-100 ended the first quarter with a 16,1% rise.

The CBRT has suspended the simplification steps it targeted to implement in the monetary policy in January and February due to increased volatility at the beginning of the year with the tightening trend of the world monetary policy announced in August 2015. The Bank took the first step with the reduced volatility observed in March and made a 25 base points reduction in the overnight loan interest rate, the higher band of the interest corridor, down to 10,50%. In April, lending rates fell to 10% thanks to the improvement in the global markets and drop in inflation rate. And the one-week repo interest rate, the policy interest rate, remained constant at 7,5%.

The Banking Sector

While as of the end of March 2016 annual growth rate in total loans was 11,3%, this rate stood at 13,7% for corporate loans, and 6,1% for consumer loans. The year-to-date loan growth rate has been 2,2% on fx adjusted basis in the first quarter.

Deposits surged up by 3,4%, surpassing the loan growth, during the first quarter of 2016 on fx adjusted basis. The loans to deposits rate which continually increases since 2010 lost its acceleration in 2015 and fell down to 116% from 117% as of end of March 2016.

Change YTD	TL Terms	FX Adjusted Terms
Loans	1,6%	2,2%
Savings	2,7%	3,4%

Resource: BRSA Weekly Bullet-in, 1 April 2016

TÜRKİYE SİNAİ KALKINMA BANKASI A.Ş AND ITS SUBSIDIARIES
INFORMATION ON INTERIM ACTIVITY REPORT
FOR THE INTERIM PERIOD ENDED 1 JANUARY-31 MARCH 2016

(Amounts are expressed in thousands of Turkish Lira (TL) unless otherwise stated.)

SECTION SEVEN

I. Interim period activity report included chairman of the board of directors and Ceo's assessments for the interim activities (continue)

GENERAL ASSEMBLY MEETING RESOLUTIONS

The Bank's annual Ordinary General Assembly Meeting was held on 24 March 2016 at the Headquarters.

The Ordinary General Assembly Meeting for 2015 convened with the physical and electronic attendance of 147.511.056.166 shares corresponding to a capital of TL 1.475.110,561 over 175.000.000.000 shares corresponding to the Bank's total capital of TL 1.750 million.

At the meeting, the Shareholders unanimously accepted the motions of:

- Commencement, constitution of the Meeting Presidency in accordance with the Articles of Association of the Bank and delegation of authority to the Meeting Presidency for the execution of the minutes of the General Assembly,
- determination of the upper limit for donations to be made within the year 2016.

And the motions regarding

- Review and discussion of the Annual Reports of the Board of Directors, Declaration of Compliance with the Corporate Governance Principles and Independent Auditors regarding the accounts and transactions of the Bank within the year of 2015,
- Review, discussion and approval of the balance sheet and profit and loss statement of the Bank for the year of 2015,
- Election of Mr. Zeynep Hansu Uçar as member of the Board of Directors in replacement of Mr. Ertan Burhanettin Kantar who had resigned,
- Release of the Members of the Board of Directors,
- Adoption of a resolution regarding the determination and allotment of the profit to be distributed, determination of the dividend allotment date,
- Determination of allowance for the Members of the Board of Directors,
- Election of Independent Audit Firm,
- Authorization of the Members of the Board of Directors for the transactions depicted in Articles 395 and 396 of the Turkish Commercial Code,

were accepted by majority of votes.

The General Assembly was informed about the donations made throughout the year. Transactions listed in article 1.3.6 of the Capital Markets Board's (CMB) Corporate Governance Communiqué no II-17.1 were presented to the General Assembly.

TÜRKİYE SİNAİ KALKINMA BANKASI A.Ş AND ITS SUBSIDIARIES
INFOMATION ON INTERIM ACTIVITY REPORT
FOR THE INTERIM PERIOD ENDED 1 JANUARY-31 MARCH 2016
(Amounts are expressed in thousands of Turkish Lira (TL) unless otherwise stated.)

SECTION SEVEN

I. Interim period activity report included chairman of the board of directors and Ceo's assesments for the interim activities (continue)

IMPORTANT DEVELOPMENTS REGARDING THE BANK'S ACTIVITIES DURING THE INTERIM PERIOD

The Bank maintains its strong relations with international financial institutions. On the 4 February 2016, a loan facility amounting to Euro 100 million were secured from the European Investment Bank (EIB) under the guarantee of the Turkish Undersecretariat of Treasury. With the aforementioned loan, SMEs and mid-cap companies are going to be financed with a maximum maturity of 8 years.

On 16 March 2016, InnovFin SME Guarantee Agreement was signed between the European Investment Fund (EIF) and TSKB. The aim of this loan agreement is to facilitate the access of innovative Turkish SMEs and mid-cap companies to finance within the scope of the said agreement which involves disbursements up to Euro 20 million.

With respect to investment demand, there has been a slight recovery in corporate loans during the first quarter of 2016 compared to previous year. New disbursements in the first three months continued to focus on renewable energy, energy and resource efficiency projects. The pick up in the number of investment projects in the quarters ahead will support the loan growth.

Developments regarding the Bank's Corporate Governance Practices

The Bank's Ordinary General Assembly Meeting has resolved the distribution of TL 352.500.000, in full, which is the total of first and second profit shares stated in 2nd and 5th articles above, TL 52.500.000 which is 3% of the paid-in capital is to be distributed to shareholders as cash dividend and remaining TL 300.000.000 which is 17,14% of the paid-in capital, shall be distributed as stock dividend in the capital increase from TL 1.750.000.000 to TL 2.050.000.000, and the distribution of the said stock dividend to take start following the approval of the CMB. On 28 March 2016, dividends were distributed first to the shareholders and then to the Members of the Board of Directors and the staff. For the necessary approvals with respect to capital increase, the Bank accordingly applied to BRSA, CMB and Ministry of Customs and Trade.

The Bank has again achieved to rank as one of the top-scoring institutions. With its score of 9,52 on a scale of 10 in 2015, TSKB has been awarded as the "Company with the Second Highest Corporate Governance Rating Score" at the Corporate Governance Summit held for the ninth time on 14 January 2016.

TÜRKİYE SİNAİ KALKINMA BANKASI A.Ş AND ITS SUBSIDIARIES
INFOMATION ON INTERIM ACTIVITY REPORT
FOR THE INTERIM PERIOD ENDED 1 JANUARY-31 MARCH 2016

(Amounts are expressed in thousands of Turkish Lira (TL) unless otherwise stated.)

SECTION SEVEN

I. Interim period activity report included chairman of the board of directors and Ceo's assesments for the interim activities (continue)

FINANCIAL DEVELOPMENTS DURING THE INTERIM PERIOD

A summary of the Bank's key financial indicators as of 31 March 2016 is given below:

The total assets of the Bank expanded by 21% yoy, and 1,5% ytd, reaching to TL 21.677 million. With an annual growth of 16,2% and a year-to-date surge of 1,5%, the total loans reached TL 13.834 million. The fx-adjusted loan growth has been 2% in the first quarter. Meanwhile, the NPL ratio maintained its level of 0,4%.

The shareholders' equity amounted to TL 2.879 million with an annual expansion of 20,2% and a year-to-date widening of 3,4%. In the same period, the Bank's capital adequacy ratio was recorded as 16,03% compared to 16% at the end of 2015.

The net consolidated profit of TSKB as of 31 March 2016 was posted as TL 136.181 thousand with a yearly increase of 39%.

The return on equity which was 16,5% in March 2015, and 15,6% at the end of 2015 rised up to 19,3% in March 2016.

The return on assets which was 2,3% in March 2015, and 2,2% at the end of 2015 increased up to 2,5% in March 2016.

While operating revenues during the first three months of 2016 picked up by 8,1% yoy reaching TL 211.2 million, other operating expenses slightly surged up by 5,7% reaching TL 37.9 million. The cost to income ratio which stood at 18,3% during the first three months of 2015 and rised up to 20,2% at the end of 2015 fell back to 17,9% during the first three months of 2016.

TÜRKİYE SİNAİ KALKINMA BANKASI A.Ş AND ITS SUBSIDIARIES
INFORMATION ON INTERIM ACTIVITY REPORT
FOR THE INTERIM PERIOD ENDED 1 JANUARY-31 MARCH 2016
(Amounts are expressed in thousands of Turkish Lira (TL) unless otherwise stated.)

SECTION SEVEN

I. Interim period activity report included chairman of the board of directors and Ceo's assessments for the interim activities (continue)

RISK MANAGEMENT

TSKB Risk Management policies and code of conduct regarding such policies are the written standards set out by the Board of Directors and implemented by the senior Bank management.

Within the scope of the TSKB Risk Management Policies, the basic risks that the Bank is exposed to are the loan risks, assets-liabilities management risks (market risk, structural interest rate risks, liquidity risks) and operational risks, and a Risk Management Department has been established within the Bank to for the management of the Bank's risks pursuant to said policies, as well as for the compliance with the aforementioned risk policies and the relevant code of conduct.

TSKB Risk Management Department actively undertakes efforts in all processes related to risk management, and regularly reports to the Board of Directors, Audit Committee, senior management and relevant departments of the Bank. Its functions, responsibilities and structure are set out by the bylaws of the Risk Management Department.

FURTHER INFORMATION

Statements regarding the developments that have a significant impact on the Bank's operations are given above. For further information, please kindly visit the following website for the annual report of 2015:

<http://www.tskb.com.tr/tr/yatirimci-iliskileri/finansal-raporlar>