

# **Türkiye Sınai Kalkınma Bankası Anonim Şirketi**

**Publicly announced unconsolidated financial statements  
and related disclosures at September 30, 2018 together  
with auditor's review report and interim activity report**

(Convenience translation of publicly announced unconsolidated financial  
statements and independent auditor's review report originally issued in Turkish,  
See Note I. of Section Three)

(Convenience translation of the independent auditor's review report originally issued in Turkish, See Note I. of Section three)

## INTERIM REVIEW REPORT

To the Board of Directors of Türkiye Sınai Kalkınma Bankası A.Ş.

### Introduction

We have reviewed the unconsolidated statement of financial position of Türkiye Sınai Kalkınma Bankası A.Ş. ("the Bank") at 30 September 2018 and the related unconsolidated income statement, unconsolidated statement of income and expense items under shareholders' equity, unconsolidated statement of changes in shareholders' equity, unconsolidated statement of cash flows and a summary of significant accounting policies and other explanatory notes to the unconsolidated financial statements for the nine-month-period then ended. The Bank Management is responsible for the preparation and fair presentation of interim financial statements in accordance with the "Regulation on Accounting Applications for Banks and Safeguarding of Documents" published in the Official Gazette No.26333 dated 1 November 2006, and other regulations on accounting records of Banks published by Banking Regulation and Supervision Agency and circulars and interpretations published by Banking Regulation and Supervision Authority and Turkish Accounting Standard 34 "Interim Financial Reporting" for those matters not regulated by BRSA Legislation (together referred as "BRSA Accounting and Financial Reporting Legislation"). Our responsibility is to express a conclusion on these interim financial statements based on our review.

### Scope of Review

We conducted our review in accordance with the Standard on Review Engagements (SRE) 2410, "Limited Review of Interim Financial Information Performed by the Independent Auditor of the Entity". A review of interim financial information consists of making inquiries, primarily of persons responsible for financial reporting process, and applying analytical and other review procedures. A review of interim financial information is substantially less in scope than an independent audit performed in accordance with the Independent Auditing Standards and the objective of which is to express an opinion on the financial statements. Consequently, a review of the interim financial information does not provide assurance that the audit firm will be aware of all significant matters which would have been identified in an audit. Accordingly, we do not express an opinion.

### Basis for Qualified Conclusion

As explained in Note 7 in the Explanations and Disclosures related to the Liabilities, the accompanying unconsolidated financial statements as at 30 September 2018 include a free provision at an amount of TL 130.000 thousands, of which TL 190.000 thousands was provided in prior years and TL 60.000 thousands reversed in the current period by the Bank management, for the possible effects of the negative circumstances which may arise in the economy or market conditions and include the reversal of deferred tax asset at an amount of TL 41.800 thousands, which was accounted based on the free provision provided in 31 December 2017. Due to the fact that the above mentioned items do not meet the requirements of TAS 37, the "Prior years' income/losses" as of 30 September 2018 is understated by TL 148.200 thousands after deducting the tax effect and the "pretax income" is overstated by TL 60.000 thousands.

### **Qualified Conclusion**

Based on our review, except for the effects of the matter on the unconsolidated financial statements described in the basis for qualified conclusion paragraph, nothing has come to our attention that causes us to believe that the accompanying unconsolidated financial information do not present fairly in all material respects the financial position of Türkiye Sınai Kalkınma Bankası A.Ş. at 30 September 2018 and the results of its operations and its cash flows for the nine-month period then ended in accordance with the BRSA Accounting and Financial Reporting Legislation.

### **Report on other regulatory requirements arising from legislation**

Based on our review, nothing has come to our attention that causes us to believe that the financial information provided in the accompanying interim activity report in Section Seven, are not consistent with the unconsolidated financial statements and disclosures in all material respects.

### **Additional paragraph for convenience translation to English**

As explained in detail in Note I. of Section Three, the effects of differences between accounting principles and standards set out by regulations in conformity with “BRSA Accounting and Financial Reporting Legislation” and the accounting principles generally accepted in countries in which the accompanying unconsolidated financial statements are to be distributed and International Financial Reporting Standards (“IFRS”) have not been quantified in the accompanying unconsolidated financial statements. Accordingly, the accompanying unconsolidated financial statements are not intended to present the financial position, results of operations and changes in financial position and cash flows in accordance with the accounting principles generally accepted in such countries and IFRS.

Güney Bağımsız Denetim ve Serbest Muhasebeci Mali Müşavirlik Anonim Şirketi  
A member firm of Ernst&Young Global Limited



30 October 2018  
İstanbul, Türkiye

**THE UNCONSOLIDATED FINANCIAL REPORT OF  
TÜRKİYE SİNAİ KALKINMA BANKASI A.Ş.  
FOR THE NINE MONTHS PERIOD ENDED 30 SEPTEMBER 2018**







Address: Meclisi Mebusan Cad. No:81 Fındıklı /İstanbul  
Telephone: (212) 334 51 94  
Fax : (212) 334 52 34  
Web-site: [www.tskb.com.tr](http://www.tskb.com.tr)  
E-mail: [ir@tskb.com.tr](mailto:ir@tskb.com.tr)

The unconsolidated financial report for the nine months includes the following sections in accordance with "Communiqué on the Financial Statements and Related Explanation and Notes that will be made Publicly Announced" as sanctioned by the Banking Regulation and Supervision Agency:

- GENERAL INFORMATION ABOUT THE BANK
- UNCONSOLIDATED FINANCIAL STATEMENTS OF THE BANK
- EXPLANATIONS ON THE CORRESPONDING ACCOUNTING POLICIES APPLIED IN THE RELATED PERIOD
- INFORMATION ON FINANCIAL STRUCTURE AND RISK MANAGEMENT OF THE BANK
- EXPLANATORY DISCLOSURES AND FOOTNOTES ON UNCONSOLIDATED FINANCIAL STATEMENTS
- INDEPENDENT AUDITOR'S LIMITED REVIEW REPORT
- INTERIM REPORT

The accompanying unconsolidated financial statements and the explanatory footnotes and disclosures for the nine months, unless otherwise indicated, are prepared in **thousands of Turkish Lira ("TL")**, in accordance with the Communiqué on Bank's Accounting Practice and Maintaining Documents, Turkish Accounting Standards, Turkish Financial Reporting Standards, related communiqués and the Bank's records, and have been independently reviewed and presented as attached.

30 October 2018

 <b>H. Ersin ÖZİNCE</b> Chairman of Board of Directors	 <b>Suat İNCE</b> Member of Board of Directors and General Manager	 <b>Ece BÖRÜ</b> Executive Vice President In Charge of Financial Reporting	 <b>Tolga SERT</b> Head of Financial Control Department
 <b>Ebru ÖZSÜCA</b> Member of Audit Committee	 <b>Mehmet ŞENCAN</b> Member of Audit Committee		

Contact information of the personnel in charge for addressing questions about this financial report:

Name-Surname / Title : Ayşe Nazlıca / Head of Budget Planning and Investor Relations  
Telephone Number : (212) 334 51 94

**SECTION ONE**

## General Information

I.	The Bank's incorporation date, beginning status, changes in the existing status .....	1
II.	Explanations regarding the Bank's shareholding structure, shareholders holding directly or indirectly, collectively or individually, the managing and controlling power and changes in current year, if any and explanations on the controlling group of the Bank .....	1
III.	Explanations regarding the chairman and the members of board of the directors, audit committee, general manager and assistant general managers and their shares and responsibilities in the Bank .....	2
IV.	Information about the persons and institutions that have qualified shares in the Bank .....	3
V.	Summary on the Bank's functions and areas of activity .....	3
VI.	Differences between the Communiqué on Preparation of Consolidated Financial Statements of Banks and Turkish Accounting Standards and short explanation about the institution subject to line-by-line method or proportional consolidation and institutions which are deducted from equity or not included in these three methods .....	3
VII.	The existing or potential, actual or legal obstacle on the transfer of shareholder's equity between the Bank and its subsidiaries or the reimbursement of liabilities .....	4
VIII.	Written policies of the Bank related to compliance to publicly disclosed obligations of the Bank and assessment of accuracy, frequency and compliance of mentioned disclosures .....	4

**SECTION TWO**

## Unconsolidated Financial Statements

I.	Unconsolidated balance sheet .....	5
II.	Unconsolidated statement of off-balance sheet items .....	9
III.	Unconsolidated income statement .....	10
IV.	Unconsolidated statement of comprehensive income .....	12
V.	Unconsolidated statement of changes in equity .....	13
VI.	Unconsolidated statement of cash flows .....	15

**SECTION THREE**

## Accounting Policies

I.	Basis of presentation .....	17
II.	Explanations on usage strategy of financial assets and foreign currency transactions .....	18
III.	Explanations on forward and option contracts and derivative instruments .....	20
IV.	Explanations on associates and subsidiaries .....	20
V.	Explanations on interest income and expenses .....	21
VI.	Explanations on fees and commission income and expenses .....	21
VII.	Explanations on financial assets .....	22
VIII.	Explanations on impairment of financial assets .....	25
IX.	Explanations on offsetting of financial assets and liabilities .....	28
X.	Explanations on derecognition of financial instruments .....	28
XI.	Explanations on sales and repurchase agreements and lending of securities .....	29
XII.	Explanations on assets held for sale and discontinued operations .....	29
XIII.	Explanations on goodwill and other intangible assets .....	30
XIV.	Explanations on tangible assets .....	30
XV.	Explanations on leasing transactions .....	31
XVI.	Explanations on provisions and contingent liabilities .....	31
XVII.	Explanations on liabilities regarding employee benefits .....	32
XVIII.	Explanations on taxation .....	33
XIX.	Additional explanations on borrowings .....	34
XX.	Explanations on share certificates issued .....	34
XXI.	Explanations on acceptances .....	34
XXII.	Explanations on government incentives .....	34
XXIII.	Explanations on segment reporting .....	35
XXIV.	Explanations on other matters .....	36
XXV.	Explanations on prior period accounting policies not valid for the current period .....	38

**SECTION FOUR**

## Information on Financial Structure and Risk Management

I.	Explanations related to shareholders' equity .....	42
II.	Explanations related to currency risk .....	47
III.	Explanations related to interest rate risk .....	49
IV.	Explanations related to stock position risk .....	54
V.	Explanations related to the liquidity risk management and liquidity coverage ratio .....	56
VI.	Explanations related to leverage ratio .....	62
VII.	Explanations related to risk management .....	63

**SECTION FIVE**

## Explanations and Disclosures on Unconsolidated Financial Statements

I.	Explanations and disclosures related to the assets .....	65
II.	Explanations and disclosures related to the liabilities .....	89
III.	Explanations and disclosures related to the off-balance sheet items .....	95
IV.	Explanations and disclosures related to the income statement .....	97
V.	Explanations on the risk group of the Bank .....	102
VI.	Explanations related to the events after the reporting date .....	103

**SECTION SIX**

## Auditors' Limited Review Report

I.	Explanations on the auditors' limited review report .....	103
II.	Explanations and notes prepared by independent auditors .....	103

**SECTION SEVEN**

## Information On Interim Activity Report

I.	Interim period activity report included chairman of board of directors and CEO's assessments for the interim activities .....	104
----	---	-----

**TÜRKİYE SİNAİ KALKINMA BANKASI A.Ş.**  
**NOTES TO THE FINANCIAL STATEMENTS**  
**FOR THE INTERIM PERIOD 1 JANUARY- 30 SEPTEMBER 2018**

(Amounts are expressed in thousands of Turkish Lira (TL) unless otherwise stated.)

**SECTION ONE**

**GENERAL INFORMATION**

**I. The Bank's incorporation date, beginning status, changes in the existing status**

Türkiye Sınai Kalkınma Bankası A.Ş. ("The Bank") was established in accordance with the decision of President of the Republic of Turkey numbered 3/11203 on 12 May 1950. This decision was declared by T.R. Office of Prime Ministry Procedures Directorate Decision Management on 12 May 1950.

According to the classification set out in the Banking Law No: 5411, the status of the Bank is "Development and Investment Bank". The Bank does not have the license of "Accepting Deposit". Since the establishment date of the Bank, there is no change in its "Development and Investment Bank" status.

**II. Explanations regarding the Bank's shareholding structure, shareholders holding directly or indirectly, collectively or individually, the managing and controlling power and changes in current year, if any and explanations on the controlling group of the Bank**

Türkiye İş Bankası A.Ş. has the authority of managing and controlling power of the Bank directly or indirectly, alone or together with other shareholders. Shareholders of the Bank are as follows:

<b>Current Period</b>	<b>Share Capital</b>	<b>Shareholding Rate (%)</b>	<b>Paid in Capital</b>	<b>Unpaid Capital</b>
<b><u>Name Surname/Commercial Title</u></b>				
T. İş Bankası A.Ş. Group	1.420.280	50,72	1.420.280	-
T. Vakıflar Bankası T.A.O.	234.570	8,38	234.570	-
Under Custody at Merkezi Kayıt Kuruluşu (Other Institutions and Individuals)	1.145.150	40,90	1.145.150	-
<b>Total</b>	<b>2.800.000</b>	<b>100,00</b>	<b>2.800.000</b>	<b>-</b>

<b>Prior Period</b>	<b>Share Capital</b>	<b>Shareholding Rate (%)</b>	<b>Paid in Capital</b>	<b>Unpaid Capital</b>
<b><u>Name Surname/Commercial Title</u></b>				
T. İş Bankası A.Ş. Group	1.217.027	50,71	1.217.027	-
T. Vakıflar Bankası T.A.O.	201.060	8,38	201.060	-
Under Custody at Merkezi Kayıt Kuruluşu (Other Institutions and Individuals)	981.913	40,91	981.913	-
<b>Total</b>	<b>2.400.000</b>	<b>100,00</b>	<b>2.400.000</b>	<b>-</b>

The Bank shares are traded in Istanbul Stock Exchange ("BIST") since 26 December 1986. The Bank's 50,72% of the shares belongs to İş Bank Group and 38,80% of these shares are in free floating and traded in BIST National Market with "TSKB" ticker.

**TÜRKİYE SİNAİ KALKINMA BANKASI A.Ş.**  
**NOTES TO THE FINANCIAL STATEMENTS**  
**FOR THE INTERIM PERIOD 1 JANUARY- 30 SEPTEMBER 2018**

(Amounts are expressed in thousands of Turkish Lira (TL) unless otherwise stated.)

**SECTION ONE (Continued)**

**GENERAL INFORMATION (Continued)**

**III. Explanations regarding the chairman and the members of board of directors, audit committee, general manager and assistant general managers and their shares and responsibilities in the Bank**

**The Chairman and The Members of Board of Directors:**

<b>Name Surname</b>	<b>Title (1)</b>
H. Ersin Özince	Chairman of the Board of Directors
Mehmet Şencan	Vice Chairman of the Board of Directors and Member of Audit Committee
Yavuz Canevi	Member of the Board of Directors
Suat İnce	Member of the Board of Directors and General Manager
Mehmet Emin Özcan	Member of the Board of Directors
Ebru Özşuca	Member of the Board of Directors and Member of Audit Committee
Mithat Rende (2)	Member of the Board of Directors
Zeynep Hansu Uçar	Member of the Board of Directors
Ahmet Hakan Ünal (3)	Member of the Board of Directors
Hüseyin Yalçın (3)	Member of the Board of Directors
Can Yücel	Member of the Board of Directors

**General Manager and Vice Presidents**

<b>Name Surname</b>	<b>Title / Area of Responsibility</b>
Suat İnce	General Manager
Çiğdem İçel	Vice President – Economic Research, Financial Institutions, Development Finance Institutions and Engineering and Technical Consultancy
Ece Börü (by proxy) (4)	Vice President – Loans, Loan Monitoring and Loan Operations
B. Gökhan Çanakpınar	Vice President – Support Services, System and Network Support and Application Development
Ece Börü	Vice President – Budget Planning and Investor Relations, Financial Analysis and Valuation and Financial Control
Hakan Aygen	Vice President – Corporate Finance, Corporate Banking and Project Finance
A. Ferit Eraslan	Vice President – Board of Internal Auditors, Internal Control and Risk Management
Aslı Zerrin Hancı	Vice President – Treasury, Treasury and Capital Markets Operations
H. Yetkin Kesler	Vice President – Pension and Assistance Funds, Human Resources and Corporate Communication, Enterprise Architecture and Process Management and Corporate Compliance

(1) The shares of above directors in the Bank are symbolic.

(2) In the Ordinary General Assembly meeting held on 23 March 2018, Mithat Rende was appointed as member of independent board within the scope of Corporate Governance Communiqué No. II-17.1 of the Capital Markets Board for three years.

(3) In the Ordinary General Assembly meeting held on 23 March 2018, Kamil Yılmaz resigned from his duty. Ahmet Hakan Ünal and Hüseyin Yalçın was appointed as a member of the Board of Directors and started their duties by taking an oath as of 6 April 2018.

(4) As of 31 March 2018, Ufuk Bala Yücel has resigned from her duty as Vice President of Loans, Loan Monitoring and Loan Operations due to retirement and Ece Börü has been appointed by proxy Vice President of Loans, Loan Monitoring and Loan Operations.

According to the regulations on auditing in Articles 397-406 of the Turkish Commercial Code numbered 6102, Güney Bağımsız Denetim ve Serbest Muhasebeci ve Mali Müşavirlik A.Ş. has been elected as the independent auditor for the year 2018 in the General Assembly Meeting held on 23 March 2018.

**TÜRKİYE SİNAİ KALKINMA BANKASI A.Ş.**  
**NOTES TO THE FINANCIAL STATEMENTS**  
**FOR THE INTERIM PERIOD 1 JANUARY- 30 SEPTEMBER 2018**

(Amounts are expressed in thousands of Turkish Lira (TL) unless otherwise stated.)

**SECTION ONE (Continued)**

**GENERAL INFORMATION (Continued)**

**IV. Information about the persons and institutions that have qualified shares in the Bank**

Explanation about the people and institutions that have qualified shares control the Bank's capital directly or indirectly are described in General Information Section II.

**V. Summary on the Bank's functions and areas of activity**

The Bank is the first private development and investment bank which was established by the Council of Ministers resolution number of 3/11203 established in 1950 with the support of World Bank, Government of Republic of Turkey, Central Bank of Republic of Turkey and commercial banks. As per the articles of association published in the Official Gazette on 2 June 1950, the aim of the Bank is to support all private sector investments but mostly industrial sectors, to help domestic and foreign capital owners to finance the new firms and to help the improvement of Turkish capital markets. The Bank is succeeding its aims by financing, consulting, giving technical support and financial intermediary services. The Bank, which operates as a non-deposit accepting bank, played a major role on manufacturing and finance sectors in every phase of the economic development of Turkey. The Bank started its journey in 1950 financing the private sector investments in Turkey and today it provides loans and project finance with the goal of sustainable development to corporations in different fields. As a leader in meeting the long term financing needs of the private sector, the Bank also continues to offer solutions with respect to the newest needs and client demands.

The Bank has executed marketing and valuation operations efficiently with two branches opened in Izmir and Ankara on April 2006.

**VI. Differences between the Communiqué on Preparation of Consolidated Financial Statements of Banks and Turkish Accounting Standards and short explanation about the institution subject to line-by-line method or proportional consolidation and institutions which are deducted from equity or not included in these three methods**

Due to differences between the Communiqué on Preparation of Consolidated Financial Statements of Banks and Turkish Account Standards (TAS), the non-financial subsidiaries and associates, TSKB Gayrimenkul Değerleme A.Ş., TSKB Sürdürülebilirlik Danışmanlığı A.Ş., Terme Metal Sanayi ve Ticaret A.Ş. and Ege Tarım Ürünleri Lisanslı Depoculuk A.Ş. are not consolidated since they are not in scope of financial institutions according to related Communiqué.

The Bank and its financial institutions, Yatırım Finansman Menkul Değerler A.Ş., TSKB Gayrimenkul Yatırım Ortaklığı A.Ş. are included in the accompanying consolidated financial statements line by line consolidation method; İş Finansal Kiralama A.Ş., İş Girişim Sermayesi Yatırım Ortaklığı A.Ş. and İş Faktoring A.Ş. are included in the accompanying consolidated financial statements by equity method.

Financial institutions included in the consolidation are determined in accordance with "Communiqué on Preparation of Consolidated Financial Statements of Banks" published in the Official Gazette dated 8 November 2006 numbered 26340. The Bank has no partnership share on banks and financial institutions, with shareholding of more than 10% and deducted from capital.

**Yatırım Finansman Menkul Değerler A.Ş. :**

Yatırım Finansman Menkul Değerler A.Ş. ("YF") was established in 15 October 1976. The Company's purpose is to perform capital market operations specified in the Company's articles of association in accordance with the CMB and the related legislation. The Company was merged with TSKB Menkul Değerler A.Ş. on 29 December 2006. The share of Türkiye Sınai Kalkınma Bankası A.Ş. is 95,78%. The company's headquarters is located at Istanbul/Turkey.



**TÜRKİYE SİNAİ KALKINMA BANKASI A.Ş.**  
**NOTES TO THE FINANCIAL STATEMENTS**  
**FOR THE INTERIM PERIOD 1 JANUARY- 30 SEPTEMBER 2018**

(Amounts are expressed in thousands of Turkish Lira (TL) unless otherwise stated.)

**SECTION ONE (Continued)**

**GENERAL INFORMATION (Continued)**

**VI. Differences between the Communiqué on Preparation of Consolidated Financial Statements of Banks and Turkish Accounting Standards and short explanation about the institution subject to line-by-line method or proportional consolidation and institutions which are deducted from equity or not included in these three methods (continued)**

**TSKB Gayrimenkul Yatırım Ortaklığı A.Ş. :**

TSKB Gayrimenkul Yatırım Ortaklığı A.Ş. ("TSKB GYO") was established on 3 February 2006. Core business of the Company is real estate trust to construct and develop a portfolio of properties and make investment to capital market instruments linked to properties. The share of Türkiye Sınai Kalkınma Bankası A.Ş. is 70,84%. The company's headquarters is located at Istanbul/Turkey.

**İş Finansal Kiralama A.Ş. :**

İş Finansal Kiralama A.Ş. ("İş Finansal Kiralama") was established on 8 February 1988. The Company has been performing its operations in accordance with the Financial Leasing, Factoring and Financing Companies Law No 6361. The purpose of the Company is performing domestic and foreign financial leasing activities and all kind of rental (leasing) transactions within the framework of legislation. The share of Türkiye Sınai Kalkınma Bankası A.Ş. is 29,46%. The company's headquarters is located at Istanbul/Turkey.

**İş Faktoring A.Ş. :**

İş Faktoring A.Ş. ("İş Faktoring"), was incorporated in Turkey on 4 July 1993 and it has been performing its operations in accordance with the Financial Leasing, Factoring and Financing Companies Law No: 6361. The Company's main operation is domestic and export factoring transactions. The share of Türkiye Sınai Kalkınma Bankası A.Ş. is 21,75%. The company's headquarters is located at Istanbul/Turkey.

**İş Girişim Sermayesi Yatırım Ortaklığı A.Ş. :**

İş Girişim Sermayesi Yatırım Ortaklığı A.Ş. ("İş Girişim") started its venture capital operations by the decision of Capital Market Board dated 5 October 2000. The principal activity of the Company is to perform long-term investments to venture capital companies mainly established or to be established in Turkey, have development potential and require resource. The share of Türkiye Sınai Kalkınma Bankası A.Ş. is 16,67%. The company's headquarters is located at Istanbul/Turkey.

**VII. The existing or potential, actual or legal obstacle on the transfer of shareholder's equity between the Bank and its subsidiaries or the reimbursement of liabilities**

There is no existing or potential, actual or legal obstacle to the reimbursement of liabilities between the Bank and its subsidiaries. The Bank charge or pay cost of the services according to the service agreements done between the Bank and its subsidiaries. Dividend distribution from shareholders' equity is made according to related legal regulations.

**VIII. Written policies of the Bank related to compliance to publicly disclosed obligations of the Bank and assessment of accuracy, frequency and compliance of mentioned disclosures**

The Bank's Disclosure Policy approved by the meeting of the Board of Directors has entered into force on 28 February 2014. Compliance to public disclosure obligations, frequency of public disclosures and tools and methods used for public disclosures are explained in the disclosure policy of the Bank accessible from the Bank's corporate website.

**TÜRKİYE SİNAİ KALKINMA BANKASI A.Ş.**  
**UNCONSOLIDATED BALANCE SHEET (STATEMENT OF FINANCIAL POSITION)**  
**AS OF 30 SEPTEMBER 2018**

(Amounts are expressed in thousands of Turkish Lira (TL) unless otherwise stated.)

		Reviewed Current Period 30 September 2018		
	Section 5 Note I	TL	FC	Total
<b>ASSETS</b>				
<b>I. FINANCIAL ASSETS (NET)</b>		<b>4.863.241</b>	<b>3.741.206</b>	<b>8.604.447</b>
<b>1.1 Cash and Cash Equivalents</b>		<b>15.297</b>	<b>1.547.875</b>	<b>1.563.172</b>
1.1.1 Cash and Balances with Central Bank	(1)	7.997	985.931	993.928
1.1.2 Banks	(3)	321	561.944	562.265
1.1.3 Money Market Placements		6.979	-	6.979
<b>1.2 Financial Assets at Fair Value Through Profit or Loss</b>		<b>-</b>	<b>-</b>	<b>-</b>
1.2.1 Government Debt Securities		-	-	-
1.2.2 Equity Instruments		-	-	-
1.2.3 Other Financial Assets		-	-	-
<b>1.3 Financial Assets at Fair Value Through Other Comprehensive Income</b>	<b>(4)</b>	<b>2.085.622</b>	<b>1.362.693</b>	<b>3.448.315</b>
1.3.1 Government Debt Securities		1.916.744	1.311.284	3.228.028
1.3.2 Equity Instruments		17.582	50.267	67.849
1.3.3 Other Financial Assets		151.296	1.142	152.438
<b>1.4 Financial Assets Measured at Amortized Cost</b>	<b>(6)</b>	<b>1.523.403</b>	<b>482.652</b>	<b>2.006.055</b>
1.4.1 Government Debt Securities		1.523.403	482.652	2.006.055
1.4.2 Other Financial Assets		-	-	-
<b>1.5 Derivative Financial Assets</b>	<b>(2)</b>	<b>1.240.438</b>	<b>348.678</b>	<b>1.589.116</b>
1.5.1 Derivative Financial Assets at Fair Value Through Profit or Loss		1.240.438	348.678	1.589.116
1.5.2 Derivative Financial Assets at Fair Value Through Other Comprehensive Income		-	-	-
<b>1.6 Non-Performing Financial Assets</b>		<b>-</b>	<b>-</b>	<b>-</b>
<b>1.7 Expected Loss Provision (-)</b>		<b>1.519</b>	<b>692</b>	<b>2.211</b>
<b>II. LOANS (Net)</b>	<b>(5)</b>	<b>4.741.382</b>	<b>28.257.794</b>	<b>32.999.176</b>
<b>2.1 Loans</b>		<b>4.816.307</b>	<b>27.953.671</b>	<b>32.769.978</b>
2.1.1 Measured at Amortized Cost		4.816.307	27.953.671	32.769.978
2.1.2 Fair Value Through Profit or Loss		-	-	-
2.1.3 Fair Value Through Other Comprehensive Income		-	-	-
<b>2.2 Lease Receivables</b>	<b>(10)</b>	<b>-</b>	<b>149.681</b>	<b>149.681</b>
2.2.1 Financial Lease Receivables		-	170.957	170.957
2.2.2 Operating Lease Receivables		-	-	-
2.2.3 Unearned Income (-)		-	21.276	21.276
<b>2.3 Factoring Receivables</b>		<b>-</b>	<b>-</b>	<b>-</b>
2.3.1 Measured at Amortized Cost		-	-	-
2.3.2 Fair Value Through Profit or Loss		-	-	-
2.3.3 Fair Value Through Other Comprehensive Income		-	-	-
<b>2.4 Non-Performing Loans</b>		<b>48.885</b>	<b>629.380</b>	<b>678.265</b>
<b>2.5 Expected Credit Loss (-)</b>		<b>123.810</b>	<b>474.938</b>	<b>598.748</b>
2.5.1 12 Months Expected Credit Losses (Stage I)		14.072	95.964	110.036
2.5.2 Significant Increase in Credit Risk (Stage II)		60.987	267.614	328.601
2.5.3 Credit-Impaired Losses (Stage III / Special Provision )		48.751	111.360	160.111
<b>III. PROPERTY AND EQUIPMENT HELD FOR SALE PURPOSE AND RELATED TO DISCONTINUED OPERATIONS (NET)</b>	<b>(16)</b>	<b>-</b>	<b>-</b>	<b>-</b>
3.1 Held for Sale Purpose		-	-	-
3.2 Related to Discontinued Operations		-	-	-
<b>IV. EQUITY INVESTMENTS</b>		<b>658.155</b>	<b>-</b>	<b>658.155</b>
<b>4.1 Investments in Associates (Net)</b>	<b>(7)</b>	<b>507.664</b>	<b>-</b>	<b>507.664</b>
4.1.1 Accounted Under Equity Method		-	-	-
4.1.2 Unconsolidated Associates		507.664	-	507.664
<b>4.2 Subsidiaries (Net)</b>	<b>(8)</b>	<b>150.491</b>	<b>-</b>	<b>150.491</b>
4.2.1 Unconsolidated Financial Subsidiaries		149.112	-	149.112
4.2.2 Unconsolidated Non-Financial Subsidiaries		1.379	-	1.379
<b>4.3 Entities under Common Control (Joint Venture) (Net)</b>	<b>(9)</b>	<b>-</b>	<b>-</b>	<b>-</b>
4.3.1 Joint Ventures Valued Based on Equity Method		-	-	-
4.3.2 Unconsolidated Joint Ventures		-	-	-
<b>V. TANGIBLE ASSETS (Net)</b>	<b>(12)</b>	<b>48.818</b>	<b>-</b>	<b>48.818</b>
<b>VI. INTANGIBLE ASSETS (Net)</b>	<b>(13)</b>	<b>1.554</b>	<b>-</b>	<b>1.554</b>
6.1 Goodwill		-	-	-
6.2 Other		1.554	-	1.554
<b>VII. INVESTMENT PROPERTY (Net)</b>	<b>(14)</b>	<b>-</b>	<b>-</b>	<b>-</b>
<b>VIII. CURRENT TAX ASSET</b>		<b>6.972</b>	<b>-</b>	<b>6.972</b>
<b>IX. DEFERRED TAX ASSET</b>	<b>(15)</b>	<b>25.900</b>	<b>-</b>	<b>25.900</b>
<b>X. OTHER ASSETS</b>	<b>(17)</b>	<b>77.026</b>	<b>1.131.219</b>	<b>1.208.245</b>
<b>TOTAL ASSETS</b>		<b>10.423.048</b>	<b>33.130.219</b>	<b>43.553.267</b>

Note: The prior period financial statements and related disclosures are not restated as permitted by TFRS 9 transition rules. Since, 2017 and 2018 financial statements are prepared on different principles, 2017 financial statements are presented separately.

The accompanying notes are an integral part of these unconsolidated financial statements.

**TÜRKİYE SİNAİ KALKINMA BANKASI A.Ş.**  
**UNCONSOLIDATED BALANCE SHEET (STATEMENT OF FINANCIAL POSITION)**  
**AS OF 30 SEPTEMBER 2018**

(Amounts are expressed in thousands of Turkish Lira (TL) unless otherwise stated.)

		Audited Prior Period 31 December 2017		
		Section 5 Note I	TL	FC
ASSETS				Total
<b>I. CASH AND BALANCES WITH CENTRAL BANK</b>	<b>(1)</b>	<b>10.591</b>	<b>836.540</b>	<b>847.131</b>
<b>II. FINANCIAL ASSETS AT FAIR VALUE THROUGH PROFIT AND LOSS (Net)</b>	<b>(2)</b>	<b>194.100</b>	<b>132.688</b>	<b>326.788</b>
2.1 Trading Financial Assets		194.100	132.688	326.788
2.1.1 Government Debt Securities		-	-	-
2.1.2 Share Certificates		-	-	-
2.1.3 Derivative Financial Assets Held for Trading		194.100	132.688	326.788
2.1.4 Other Marketable Securities		-	-	-
2.2 Financial Assets At Fair Value Through Profit And Loss		-	-	-
2.2.1 Government Debt Securities		-	-	-
2.2.2 Share Certificates		-	-	-
2.2.3 Other Marketable Securities		-	-	-
2.2.4 Loans		-	-	-
<b>III. BANKS</b>	<b>(3)</b>	<b>419</b>	<b>6.033</b>	<b>6.452</b>
<b>IV. MONEY MARKET PLACEMENTS</b>		-	-	-
4.1 Interbank Money Market Placements		-	-	-
4.2 Istanbul Stock Exchange Money Market Placements		-	-	-
4.3 Receivables From Reverse Repurchase Agreements		-	-	-
<b>V. FINANCIAL ASSETS AVAILABLE FOR SALE (Net)</b>	<b>(4)</b>	<b>2.048.302</b>	<b>1.038.542</b>	<b>3.086.844</b>
5.1 Share Certificates		40.731	27.821	68.552
5.2 Government Debt Securities		1.821.667	1.009.955	2.831.622
5.3 Other Marketable Securities		185.904	766	186.670
<b>VI. LOANS AND RECEIVABLES</b>	<b>(5)</b>	<b>3.889.490</b>	<b>18.341.523</b>	<b>22.231.013</b>
6.1 Loans And Receivables		3.889.490	18.341.523	22.231.013
6.1.1 Loans to the Risk Group of the Bank		104.450	229.951	334.401
6.1.2 Government Debt Securities		-	-	-
6.1.3 Other		3.785.040	18.111.572	21.896.612
6.2 Non-Performing Loans		48.540	982	49.522
6.3 Specific Provisions (-)		48.540	982	49.522
<b>VII. FACTORING RECEIVABLES</b>		-	-	-
<b>VIII. HELD TO MATURITY INVESTMENTS (Net)</b>	<b>(6)</b>	<b>1.334.721</b>	<b>197.326</b>	<b>1.532.047</b>
8.1 Government Debt Securities		1.334.721	197.326	1.532.047
8.2 Other Marketable Securities		-	-	-
<b>IX. INVESTMENTS IN ASSOCIATES (Net)</b>	<b>(7)</b>	<b>308.497</b>	-	<b>308.497</b>
9.1 Accounted for under Equity Method		-	-	-
9.2 Unconsolidated Associates		308.497	-	308.497
9.2.1 Financial Investments		307.441	-	307.441
9.2.2 Non-Financial Investments		1.056	-	1.056
<b>X. INVESTMENTS IN SUBSIDIARIES (Net)</b>	<b>(8)</b>	<b>136.355</b>	-	<b>136.355</b>
10.1 Unconsolidated Financial Subsidiaries		134.976	-	134.976
10.2 Unconsolidated Non-Financial Subsidiaries		1.379	-	1.379
<b>XI. ENTITIES UNDER COMMON CONTROL (JOINT VENT.) (Net)</b>	<b>(9)</b>	-	-	-
11.1 Consolidated under Equity Method		-	-	-
11.2 Unconsolidated		-	-	-
11.2.1 Financial Subsidiaries		-	-	-
11.2.2 Non-Financial Subsidiaries		-	-	-
<b>XII. LEASE RECEIVABLES</b>	<b>(10)</b>	-	<b>63.410</b>	<b>63.410</b>
12.1 Finance Lease Receivables		-	73.957	73.957
12.2 Operating Lease Receivables		-	-	-
12.3 Other		-	-	-
12.4 Unearned Income (-)		-	10.547	10.547
<b>XIII. DERIVATIVE FINANCIAL ASSETS FOR HEDGING PURPOSES</b>	<b>(11)</b>	-	-	-
13.1 Fair Value Hedge		-	-	-
13.2 Cash Flow Hedge		-	-	-
13.3 Hedge of Net Investment in Foreign Operations		-	-	-
<b>XIV. TANGIBLE ASSETS (Net)</b>	<b>(12)</b>	<b>50.853</b>	-	<b>50.853</b>
<b>XV. INTANGIBLE ASSETS (Net)</b>	<b>(13)</b>	<b>1.640</b>	-	<b>1.640</b>
15.1 Goodwill		-	-	-
15.2 Other		1.640	-	1.640
<b>XVI. INVESTMENT PROPERTY (Net)</b>	<b>(14)</b>	-	-	-
<b>XVII. TAX ASSET</b>	<b>(15)</b>	<b>39.366</b>	-	<b>39.366</b>
17.1 Current Tax Asset		-	-	-
17.2 Deferred Tax Asset		39.366	-	39.366
<b>XVIII. ASSETS HELD FOR SALE AND DISCONTINUED OPERATIONS (Net)</b>	<b>(16)</b>	-	-	-
18.1 Held for Sale Purpose		-	-	-
18.2 Related to Discontinued Operations		-	-	-
<b>XIX. OTHER ASSETS</b>	<b>(17)</b>	<b>69.206</b>	<b>210.650</b>	<b>279.856</b>
<b>TOTAL ASSETS</b>			<b>8.083.540</b>	<b>20.826.712</b>
				<b>28.910.252</b>

Note: The prior period financial statements and related disclosures are not restated as permitted by TFRS 9 transition rules. Since, 2017 and 2018 financial statements are prepared on different principles, 2017 financial statements are presented separately.

The accompanying notes are an integral part of these unconsolidated financial statements.

**TÜRKİYE SİNAİ KALKINMA BANKASI A.Ş.**  
**UNCONSOLIDATED BALANCE SHEET (STATEMENT OF FINANCIAL POSITION)**  
**AS OF 30 SEPTEMBER 2018**

(Amounts are expressed in thousands of Turkish Lira (TL) unless otherwise stated.)

		Reviewed Current Period 30 September 2018		
	Section 5 Note II	TL	FC	Total
<b>I. DEPOSITS</b>	(1)	-	-	-
<b>II. FUNDS BORROWED</b>	(3)	134.802	27.683.462	27.818.264
<b>III. MONEY MARKET BALANCES</b>		30.817	210.150	240.967
<b>IV. MARKETABLE SECURITIES ISSUED (Net)</b>	(3)	-	8.004.141	8.004.141
4.1 Bills		-	-	-
4.2 Assets Backed Securities		-	-	-
4.3 Bonds		-	8.004.141	8.004.141
<b>V. BORROWER FUNDS</b>		3.453	10.387	13.840
5.1 Borrower Funds		3.453	10.387	13.840
5.2 Other		-	-	-
<b>VI. FINANCIAL LIABILITIES AT FAIR VALUE THROUGH PROFIT OR LOSS</b>		-	-	-
<b>VII. DERIVATIVE FINANCIAL LIABILITIES</b>		776.662	607.441	1.384.103
7.1 Derivative Financial Liabilities at Fair Value Through Profit or Loss		776.662	607.441	1.384.103
7.2 Derivative Financial Liabilities at Fair Value Through Other Comprehensive Income		-	-	-
<b>VIII. FACTORING LIABILITIES</b>		-	-	-
<b>IX. LEASE LIABILITIES</b>	(5)	-	-	-
9.1 Financial Lease		-	-	-
9.2 Operating Lease		-	-	-
9.3 Other		-	-	-
9.4 Deferred Financial Lease Expenses ( - )		-	-	-
<b>X. PROVISIONS</b>	(7)	153.087	8.179	161.266
10.1 Restructuring Provisions		-	-	-
10.2 Reverse for Employee Benefits		11.458	-	11.458
10.3 Insurance Technical Provisions (Net)		-	-	-
10.4 Other Provisions		141.629	8.179	149.808
<b>XI. CURRENT TAX LIABILITY</b>	(8)	10.033	-	10.033
<b>XII. DEFERRED TAX LIABILITY</b>	(8)	-	-	-
<b>XIII. LIABILITIES FOR PROPERTY AND EQUIPMENT HELD FOR SALE AND RELATED TO DISCONTINUED OPERATIONS (Net)</b>	(9)	-	-	-
13.1 Held for Sale Purpose		-	-	-
13.2 Related to Discontinued Operations		-	-	-
<b>XIV. SUBORDINATED DEBT INSTRUMENTS</b>	(10)	-	1.777.500	1.777.500
14.1 Loans		-	-	-
14.2 Other Debt Instruments		-	1.777.500	1.777.500
<b>XV. OTHER LIABILITIES</b>		117.537	120.891	238.428
<b>XVI. SHAREHOLDERS' EQUITY</b>		4.017.669	(112.944)	3.904.725
16.1 Paid-in capital	(11)	2.800.000	-	2.800.000
16.2 Capital Reserves		374	-	374
16.2.1 Share Premium		-	-	-
16.2.2 Share Cancellation Profits		-	-	-
16.2.3 Other Capital Reserves		374	-	374
16.3 Accumulated Other Comprehensive Income or Loss Not Reclassified Through Profit or Loss		309.815	7.913	317.728
16.4 Accumulated Other Comprehensive Income or Loss Reclassified Through Profit or Loss	(11)	(137.896)	(120.857)	(258.753)
16.5 Profit Reserves		518.691	-	518.691
16.5.1 Legal Reserves		270.024	-	270.024
16.5.2 Status Reserves		75.641	-	75.641
16.5.3 Extraordinary Reserves		170.106	-	170.106
16.5.4 Other Profit Reserves		2.920	-	2.920
16.6 Profit Or Loss		526.685	-	526.685
16.6.1 Prior Years' Profit/Loss		35.659	-	35.659
16.6.2 Current Year Profit/Loss		491.026	-	491.026
<b>TOTAL LIABILITIES AND EQUITY</b>		<b>5.244.060</b>	<b>38.309.207</b>	<b>43.553.267</b>

Note: The prior period financial statements and related disclosures are not restated as permitted by TFRS 9 transition rules. Since, 2017 and 2018 financial statements are prepared on different principles, 2017 financial statements are presented separately.

The accompanying notes are an integral part of these unconsolidated financial statements.

**TÜRKİYE SİNAİ KALKINMA BANKASI A.Ş.**  
**UNCONSOLIDATED BALANCE SHEET (STATEMENT OF FINANCIAL POSITION)**  
**AS OF 30 SEPTEMBER 2018**

(Amounts are expressed in thousands of Turkish Lira (TL) unless otherwise stated.)

		Audited Prior Period 31 December 2017			
		Section 5 Note II	TL	FC	Total
LIABILITIES					
I.	DEPOSITS	(1)	-	-	-
1.1	Deposits from Risk Group of the Bank		-	-	-
1.2	Other		-	-	-
II.	DERIVATIVE FINANCIAL LIABILITIES HELD FOR TRADING	(2)	123.710	108.693	232.403
III.	FUNDS BORROWED	(3)	190.972	18.490.756	18.681.728
IV.	MONEY MARKET BALANCES		652.183	161.138	813.321
4.1	Interbank Money Market Takings		202.143	-	202.143
4.2	Istanbul Stock Exchange Money Market Takings		-	-	-
4.3	Funds Provided Under Repurchase Agreements		450.040	161.138	611.178
V.	MARKETABLE SECURITIES ISSUED (Net)	(3)	-	3.746.229	3.746.229
5.1	Bills		-	-	-
5.2	Asset Backed Securities		-	-	-
5.3	Bonds		-	3.746.229	3.746.229
VI.	BORROWER FUNDS		1.178	11.723	12.901
6.1	Borrower Funds		1.178	11.723	12.901
6.2	Others		-	-	-
VII.	MISCELLANEOUS PAYABLES		5.985	48.959	54.944
VIII.	OTHER LIABILITIES	(4)	113.609	2.318	115.927
IX.	FACTORING PAYABLES		-	-	-
X.	LEASE PAYABLES	(5)	-	-	-
10.1	Financial Lease Payables		-	-	-
10.2	Operating Lease Payables		-	-	-
10.3	Other		-	-	-
10.4	Deferred Finance Lease Expenses (-)		-	-	-
XI.	DERIVATIVE FINANCIAL LIABILITIES FOR HEDGING PURPOSES	(6)	-	78.682	78.682
11.1	Fair Value Hedge		-	78.682	78.682
11.2	Cash Flow Hedge		-	-	-
11.3	Hedge Of Net Investment In Foreign Operations		-	-	-
XII.	PROVISIONS	(7)	441.174	-	441.174
12.1	General Loan Loss Provisions		150.275	-	150.275
12.2	Restructuring Provisions		-	-	-
12.3	Reserve For Employee Benefits		10.316	-	10.316
12.4	Insurance Technical Reserves (Net)		-	-	-
12.5	Other Provisions		280.583	-	280.583
XIII.	TAX LIABILITY	(8)	51.990	-	51.990
13.1	Current Tax Liability		51.990	-	51.990
13.2	Deferred Tax Liability		-	-	-
XIV.	PAYABLES RELATED TO ASSETS HELD FOR SALE AND DISCONTINUED OPERATIONS (NET)	(9)	-	-	-
14.1	Held For Sale		-	-	-
14.2	Discontinued Operations		-	-	-
XV.	SUBORDINATED LOANS	(10)	-	1.146.236	1.146.236
XVI.	SHAREHOLDERS' EQUITY		3.522.277	12.440	3.534.717
16.1	Paid-In Capital	(11)	2.400.000	-	2.400.000
16.2	Capital Reserves		94.081	12.440	106.521
16.2.1	Share Premium		-	-	-
16.2.2	Share Cancellation Profits		-	-	-
16.2.3	Marketable Securities Value Increase Fund	(11)	60.963	12.440	73.403
16.2.4	Tangible Assets Revaluation Differences	(11)	32.571	-	32.571
16.2.5	Intangible Assets Revaluation Differences		-	-	-
16.2.6	Investment Property Revaluation Differences		-	-	-
16.2.7	Bonus Shares Obtained From Associates, Subsidiaries And Jointly Controlled Entities (Joint Vent.)		-	-	-
16.2.8	Hedging Funds (Effective Portion)		-	-	-
16.2.9	Accumulated Valuation Differences From Assets Held For Sale And From Discontinued Operations		-	-	-
16.2.10	Other Capital Reserves		547	-	547
16.3	Profit Reserves		432.528	-	432.528
16.3.1	Legal Reserves	(11)	238.854	-	238.854
16.3.2	Statutory Reserves		75.641	-	75.641
16.3.3	Extraordinary Reserves	(11)	115.113	-	115.113
16.3.4	Other Profit Reserves		2.920	-	2.920
16.4	Profit Or Loss		595.668	-	595.668
16.4.1	Prior Years' Profit/Loss		-	-	-
16.4.2	Current Year Profit/Loss		595.668	-	595.668
TOTAL LIABILITIES AND EQUITY			5.103.078	23.807.174	28.910.252

Note: The prior period financial statements and related disclosures are not restated as permitted by TFRS 9 transition rules. Since, 2017 and 2018 financial statements are prepared on different principles, 2017 financial statements are presented separately.

The accompanying notes are an integral part of these unconsolidated financial statements.

**TÜRKİYE SİNAİ KALKINMA BANKASI A.Ş.**  
**UNCONSOLIDATED STATEMENT OF OFF-BALANCE SHEET**  
**AS OF 30 SEPTEMBER 2018**

(Amounts are expressed in thousands of Turkish Lira (TL) unless otherwise stated.)

		Reviewed Current Period 30 September 2018			Audited Prior Period 31 December 2017		
Section 5		TL	FC	Total	TL	FC	Total
OFF BALANCE SHEET							
<b>A. OFF-BALANCE SHEET COMMITMENTS AND CONTINGENCIES (I+II+III)</b>		<b>9.866.415</b>	<b>66.462.761</b>	<b>76.329.176</b>	<b>7.082.272</b>	<b>40.593.244</b>	<b>47.675.516</b>
<b>I. GUARANTEES AND COLLATERALS</b>	(1)	<b>469.773</b>	<b>3.478.410</b>	<b>3.948.183</b>	<b>563.000</b>	<b>2.010.713</b>	<b>2.573.713</b>
1.1 Letters of Guarantee		469.773	1.429.348	1.899.121	563.000	912.647	1.475.647
1.1.1 Guarantees Subject to State Tender Law		-	-	-	-	-	-
1.1.2 Guarantees Given for Foreign Trade Operations		-	-	-	-	-	-
1.1.3 Other Letters of Guarantee		469.773	1.429.348	1.899.121	563.000	912.647	1.475.647
1.2 Bank Acceptances		-	-	-	-	18.763	18.763
1.2.1 Import Letter of Acceptance		-	-	-	-	18.763	18.763
1.2.2 Other Bank Acceptance		-	-	-	-	-	-
1.3 Letters of Credit		-	2.049.062	2.049.062	-	1.079.303	1.079.303
1.3.1 Documentary Letters of Credit		-	2.049.062	2.049.062	-	1.079.303	1.079.303
1.3.2 Other Letters of Credit		-	-	-	-	-	-
1.4 Prefinancing Given as Guarantee		-	-	-	-	-	-
1.5 Endorsements		-	-	-	-	-	-
1.5.1 Endorsements to the Central Bank of Turkey		-	-	-	-	-	-
1.5.2 Other Endorsements		-	-	-	-	-	-
1.6 Securities Issue Purchase Guarantees		-	-	-	-	-	-
1.7 Factoring Guarantees		-	-	-	-	-	-
1.8 Other Guarantees		-	-	-	-	-	-
1.9 Other Collaterals		-	-	-	-	-	-
<b>II. COMMITMENTS</b>	(1)	<b>600.729</b>	<b>3.026.693</b>	<b>3.627.422</b>	<b>840.009</b>	<b>3.907.115</b>	<b>4.747.124</b>
2.1 Irrevocable Commitments		339.599	446.759	786.358	434.140	325.439	759.579
2.1.1 Forward Asset Purchase and Sale Commitments		20.729	109.022	129.751	40.933	58.218	99.151
2.1.2 Forward Deposit Purchase and Sales Commitments		-	-	-	-	-	-
2.1.3 Share Capital Commitments to Associates and Subsidiaries		-	114.525	114.525	-	78.890	78.890
2.1.4 Loan Granting Commitments		-	-	-	-	-	-
2.1.5 Securities Underwriting Commitments		-	-	-	-	-	-
2.1.6 Commitments for Reserve Deposit Requirements		-	-	-	-	-	-
2.1.7 Payment Commitment for Checks		-	-	-	-	-	-
2.1.8 Tax and Fund Liabilities from Export Commitments		-	-	-	-	-	-
2.1.9 Commitments for Credit Card Expenditure Limits		-	-	-	-	-	-
2.1.10 Commitments for Promotions Related with Credit Cards and Banking Activities		-	-	-	-	-	-
2.1.11 Receivables from Short Sale Commitments		-	-	-	-	-	-
2.1.12 Payables for Short Sale Commitments		-	-	-	-	-	-
2.1.13 Other Irrevocable Commitments		318.870	223.212	542.082	393.207	188.331	581.538
2.2 Revocable Commitments		261.130	2.579.934	2.841.064	405.869	3.581.676	3.987.545
2.2.1 Revocable Loan Granting Commitments		261.130	2.579.934	2.841.064	405.869	3.581.676	3.987.545
2.2.2 Other Revocable Commitments		-	-	-	-	-	-
<b>III. DERIVATIVE FINANCIAL INSTRUMENTS</b>	(2)	<b>8.795.913</b>	<b>59.957.658</b>	<b>68.753.571</b>	<b>5.679.263</b>	<b>34.675.416</b>	<b>40.354.679</b>
3.1 Derivative Financial Instruments for Hedging Purposes		-	20.801.688	20.801.688	-	10.582.050	10.582.050
3.1.1 Fair Value Hedge		-	20.801.688	20.801.688	-	10.582.050	10.582.050
3.1.2 Cash Flow Hedge		-	-	-	-	-	-
3.1.3 Hedge of Net Investment in Foreign Operations		-	-	-	-	-	-
3.2 Held for Trading Transactions		8.795.913	39.155.970	47.951.883	5.679.263	24.093.366	29.772.629
3.2.1 Forward Foreign Currency Buy/Sell Transactions		1.672.243	3.036.502	4.708.745	981.505	3.844.600	4.826.105
3.2.1.1 Forward Foreign Currency Transactions-Buy		811.719	1.539.690	2.351.409	485.006	1.928.162	2.413.168
3.2.1.2 Forward Foreign Currency Transactions-Sell		860.524	1.496.812	2.357.336	496.499	1.916.438	2.412.937
3.2.2 Swap Transactions Related to Foreign Currency and Interest Rate		4.274.678	32.105.009	36.379.687	2.378.082	17.843.640	20.221.722
3.2.2.1 Foreign Currency Swap-Buy		1.130.751	7.365.287	8.496.038	576.866	2.996.840	3.573.706
3.2.2.2 Foreign Currency Swap-Sell		3.112.175	4.891.488	8.003.663	1.766.440	1.667.336	3.433.776
3.2.2.3 Interest Rate Swap-Buy		15.876	9.924.117	9.939.993	17.388	6.589.732	6.607.120
3.2.2.4 Interest Rate Swap-Sell		15.876	9.924.117	9.939.993	17.388	6.589.732	6.607.120
3.2.3 Foreign Currency, Interest Rate, and Securities Options		2.848.992	3.945.534	6.794.526	2.319.676	2.332.296	4.651.972
3.2.3.1 Foreign Currency Options-Buy		1.424.496	1.972.767	3.397.263	1.159.838	1.166.148	2.325.986
3.2.3.2 Foreign Currency Options-Sell		1.424.496	1.972.767	3.397.263	1.159.838	1.166.148	2.325.986
3.2.3.3 Interest Rate Options-Buy		-	-	-	-	-	-
3.2.3.4 Interest Rate Options-Sell		-	-	-	-	-	-
3.2.3.5 Securities Options-Buy		-	-	-	-	-	-
3.2.3.6 Securities Options-Sell		-	-	-	-	-	-
3.2.4 Foreign Currency Futures		-	610	610	-	-	-
3.2.4.1 Foreign Currency Futures-Buy		-	610	610	-	-	-
3.2.4.2 Foreign Currency Futures-Sell		-	-	-	-	-	-
3.2.5 Interest Rate Futures		-	-	-	-	-	-
3.2.5.1 Interest Rate Futures-Buy		-	-	-	-	-	-
3.2.5.2 Interest Rate Futures-Sell		-	-	-	-	-	-
3.2.6 Other		-	68.315	68.315	-	72.830	72.830
<b>B. CUSTODY AND PLEDGES SECURITIES (IV+V+VI)</b>		<b>69.528.166</b>	<b>424.478.398</b>	<b>494.006.564</b>	<b>58.811.358</b>	<b>240.601.901</b>	<b>299.413.259</b>
<b>IV. ITEMS HELD IN CUSTODY</b>		<b>113.113</b>	<b>378.780</b>	<b>491.893</b>	<b>345.091</b>	<b>243.801</b>	<b>588.892</b>
4.1 Customers' Securities Held		-	-	-	-	-	-
4.2 Investment Securities Held in Custody		68.577	377.835	446.412	40.935	243.801	284.736
4.3 Checks Received for Collection		-	-	-	-	-	-
4.4 Commercial Notes Received for Collection		-	945	945	-	-	-
4.5 Other Assets Received for Collection		-	-	-	-	-	-
4.6 Assets Received for Public Offering		-	-	-	-	-	-
4.7 Other Items Under Custody		-	-	-	-	-	-
4.8 Custodians		44.536	-	44.536	304.156	-	304.156
<b>V. PLEDGES ITEMS</b>		<b>50.366.679</b>	<b>244.716.977</b>	<b>295.083.656</b>	<b>44.620.472</b>	<b>137.020.472</b>	<b>181.640.944</b>
5.1 Marketable Securities		484.248	14.095.638	14.579.886	448.045	8.985.543	9.433.588
5.2 Guarantee Notes		96.440	3.713.651	3.810.091	108.232	2.361.726	2.469.958
5.3 Commodity		-	-	-	-	-	-
5.4 Warranty		-	-	-	-	-	-
5.5 Real Estate		3.479.936	68.628.493	72.108.429	1.662.623	36.518.097	38.180.720
5.6 Other Pledged Items		46.306.055	158.279.195	204.585.250	42.401.572	89.155.106	131.556.678
5.7 Pledged Items-Depository		-	-	-	-	-	-
<b>VI. ACCEPTED BILL OF EXCHANGE AND COLLATERALS</b>		<b>19.048.374</b>	<b>179.382.641</b>	<b>198.431.015</b>	<b>13.845.795</b>	<b>103.337.628</b>	<b>117.183.423</b>
<b>TOTAL OFF BALANCE SHEET ITEMS (A+B)</b>		<b>79.394.581</b>	<b>490.941.159</b>	<b>570.335.740</b>	<b>65.893.630</b>	<b>281.195.145</b>	<b>347.088.775</b>

The accompanying notes are an integral part of these unconsolidated financial statements.

**TÜRKİYE SİNAİ KALKINMA BANKASI A.Ş.**  
**UNCONSOLIDATED STATEMENT OF INCOME**  
**FOR THE NINE-MONTH PERIOD THEN ENDED 30 SEPTEMBER 2018**

(Amounts are expressed in thousands of Turkish Lira (TL) unless otherwise stated.)

			Reviewed Current Period 1 January 2018- 30 September 2018	Reviewed Current Period 1 July 2018- 30 September 2018
INCOME AND EXPENSE ITEMS		Section 5 Note IV		
<b>I.</b>	<b>INTEREST INCOME</b>	<b>(1)</b>	<b>2.165.413</b>	<b>930.480</b>
1.1	Interest on Loans		1.614.428	698.033
1.2	Interest Received from Reserve Deposits		7.045	2.659
1.3	Interest Received from Banks		27.771	9.540
1.4	Interest Received from Money Market Placements		74.403	22.802
1.5	Interest Received from Marketable Securities Portfolio		430.805	191.132
1.5.1	Fair Value through Profit or Loss		20	-
1.5.2	Fair Value Through other Comprehensive Income		253.418	100.017
1.5.3	Measured at Amortized Cost		177.367	91.115
1.6	Finance Lease Income		4.601	2.068
1.7	Other Interest Income		6.360	4.246
<b>II.</b>	<b>INTEREST EXPENSES (-)</b>	<b>(2)</b>	<b>1.003.827</b>	<b>444.574</b>
2.1	Interest on Deposits		-	-
2.2	Interest on Funds Borrowed		423.617	191.173
2.3	Interest on Money Market Borrowings		200.260	85.333
2.4	Interest on Securities Issued		378.951	167.548
2.5	Other Interest Expense		999	520
<b>III.</b>	<b>NET INTEREST INCOME (I - II)</b>		<b>1.161.586</b>	<b>485.906</b>
<b>IV.</b>	<b>NET FEES AND COMMISSIONS INCOME / EXPENSES</b>		<b>13.217</b>	<b>4.698</b>
4.1	Fees and Commissions Received		18.653	6.639
4.1.1	Non-cash Loans		15.997	5.689
4.1.2	Other		2.656	950
4.2	Fees and Commissions Paid (-)		5.436	1.941
4.2.1	Non-cash Loans		715	239
4.2.2	Other		4.721	1.702
<b>V.</b>	<b>PERSONNEL EXPENSES (-)</b>	<b>(7)</b>	<b>80.338</b>	<b>26.990</b>
<b>VI.</b>	<b>DIVIDEND INCOME</b>	<b>(3)</b>	<b>16.957</b>	<b>13.258</b>
<b>VII.</b>	<b>NET TRADING INCOME</b>	<b>(4)</b>	<b>(129.010)</b>	<b>(62.661)</b>
7.1	Securities Trading Gains / (Losses)		1.659	326
7.2	Derivative Financial Instruments Gains / Losses		243.853	156.815
7.3	Foreign Exchange Gains / Losses (Net)		(374.522)	(219.802)
<b>VIII.</b>	<b>OTHER OPERATING INCOME</b>	<b>(5)</b>	<b>152.196</b>	<b>558</b>
<b>IX.</b>	<b>GROSS OPERATING INCOME (III+IV+V+VI+VII+VIII)</b>		<b>1.134.608</b>	<b>414.769</b>
<b>X.</b>	<b>EXPECTED CREDIT LOSS (-)</b>	<b>(6)</b>	<b>432.449</b>	<b>190.213</b>
<b>XI.</b>	<b>OTHER OPERATING EXPENSES (-)</b>	<b>(7)</b>	<b>39.789</b>	<b>11.930</b>
<b>XII.</b>	<b>NET OPERATING INCOME/(LOSS) (IX-X-XI)</b>		<b>662.370</b>	<b>212.626</b>
<b>XIII.</b>	<b>AMOUNT IN EXCESS RECORDED AS GAIN AFTER MERGER</b>		-	-
<b>XIV.</b>	<b>PROFIT / (LOSS) ON EQUITY METHOD</b>		-	(2.243)
<b>XV.</b>	<b>GAIN / (LOSS) ON NET MONETARY POSITION</b>		-	-
	<b>PROFIT/(LOSS) FROM CONTINUED OPERATIONS BEFORE TAXES</b>			
<b>XVI.</b>	<b>(XII+...+XV)</b>		<b>662.370</b>	<b>210.383</b>
<b>XVII.</b>	<b>TAX PROVISION FOR CONTINUED OPERATIONS (±)</b>	<b>(8)</b>	<b>171.344</b>	<b>43.875</b>
17.1	Provision for Current Income Taxes		56.993	(6.518)
17.2	Deferred Tax Income Effect (+)		203.215	113.122
17.3	Deferred Tax Expense Effect (-)		88.864	62.729
<b>XVIII.</b>	<b>NET PROFIT/(LOSS) FROM CONTINUED OPERATIONS (XVI±XVII)</b>	<b>(9)</b>	<b>491.026</b>	<b>166.508</b>
<b>XIX.</b>	<b>INCOME ON DISCONTINUED OPERATIONS</b>		-	-
19.1	Income on Assets Held for Sale		-	-
19.2	Income on Sale of Associates, Subsidiaries and Jointly Controlled Entities (Joint Venture)		-	-
19.3	Income on Other Discontinued Operations		-	-
<b>XX.</b>	<b>LOSS FROM DISCONTINUED OPERATIONS (-)</b>		-	-
20.1	Loss from Assets Held for Sale		-	-
20.2	Loss on Sale of Associates, Subsidiaries and Jointly Controlled Entities (Joint Venture)		-	-
20.3	Loss from Other Discontinued Operations		-	-
<b>XXI.</b>	<b>PROFIT / (LOSS) ON DISCONTINUED OPERATIONS BEFORE TAXES (XIX-XX)</b>		-	-
<b>XXII.</b>	<b>TAX PROVISION FOR DISCONTINUED OPERATIONS (±)</b>		-	-
22.1	Provision for Current Income Taxes		-	-
22.2	Deferred Tax Expense Effect (+)		-	-
22.3	Deferred Tax Income Effect (-)		-	-
<b>XXIII.</b>	<b>NET PROFIT/LOSS FROM DISCONTINUED OPERATIONS (XXI±XXII)</b>		-	-
<b>XXIV.</b>	<b>NET PROFIT/LOSS (XVIII+XXIII)</b>	<b>(10)</b>	<b>491.026</b>	<b>166.508</b>
Earning / (loss) per share			0,175	0,059

Note: The prior period financial statements and related disclosures are not restated as permitted by TFRS 9 transition rules. Since, 2017 and 2018 financial statements are prepared on different principles, 2017 financial statements are presented separately.

The accompanying notes are an integral part of these unconsolidated financial statements.

**TÜRKİYE SİNAİ KALKINMA BANKASI A.Ş.**  
**UNCONSOLIDATED STATEMENT OF INCOME**  
**FOR THE NINE-MONTH PERIOD THEN ENDED 30 SEPTEMBER 2018**

(Amounts are expressed in thousands of Turkish Lira (TL) unless otherwise stated.)

			Reviewed Prior Period 1 January 2017 – 30 September 2017	Reviewed Prior Period 1 July 2017 – 30 September 2017
INCOME AND EXPENSE ITEMS		Section 5 Note IV		
<b>I.</b>	<b>INTEREST INCOME</b>	<b>(1)</b>	<b>1.293.465</b>	<b>467.950</b>
1.1	Interest on Loans		920.924	333.707
1.2	Interest on Reserve Requirements		3.885	1.601
1.3	Interest on Banks		26.535	12.096
1.4	Interest on Money Market Transactions		45.020	9.873
1.5	Interest on Marketable Securities Portfolio		294.962	109.854
1.5.1	Trading Financial Assets		917	573
1.5.2	Financial Assets at Fair Value Through Profit or Loss		-	-
1.5.3	Available-for-Sale Financial Assets		171.803	58.807
1.5.4	Held-to-Maturity Investments		122.242	50.474
1.6	Financial Lease Income		929	469
1.7	Other Interest Income		1.210	350
<b>II.</b>	<b>INTEREST EXPENSE (-)</b>	<b>(2)</b>	<b>566.059</b>	<b>205.033</b>
2.1	Interest on Deposits		-	-
2.2	Interest on Funds Borrowed		226.121	80.200
2.3	Interest Expense on Money Market Transactions		153.959	55.827
2.4	Interest on Securities Issued		185.272	68.788
2.5	Other Interest Expenses		707	218
<b>III.</b>	<b>NET INTEREST INCOME (I - II)</b>		<b>727.406</b>	<b>262.917</b>
<b>IV.</b>	<b>NET FEES AND COMMISSIONS INCOME</b>		<b>8.920</b>	<b>3.091</b>
4.1	Fees and Commissions Received		14.086	4.791
4.1.1	Non-Cash Loans		12.192	4.124
4.1.2	Other		1.894	667
4.2	Fees and Commissions Paid (-)		5.166	1.700
4.2.1	Non-Cash Loans (-)		608	239
4.2.2	Other (-)		4.558	1.461
<b>V.</b>	<b>DIVIDEND INCOME</b>	<b>(3)</b>	<b>18.001</b>	<b>-</b>
<b>VI.</b>	<b>TRADING INCOME / (LOSS) (Net)</b>	<b>(4)</b>	<b>(46.763)</b>	<b>(22.674)</b>
6.1	Trading Gains / (Losses) on Securities		4.140	1.788
6.2	Gains / (Losses) on Derivative Financial Transactions		(221.106)	(59.306)
6.3	Foreign Exchange Gains / (Losses)		170.203	34.844
<b>VII.</b>	<b>OTHER OPERATING INCOME</b>	<b>(5)</b>	<b>2.322</b>	<b>834</b>
<b>VIII.</b>	<b>TOTAL OPERATING INCOME (III+IV+V+VI+VII)</b>		<b>709.886</b>	<b>244.168</b>
<b>IX.</b>	<b>PROVISION FOR LOAN LOSSES AND OTHER RECEIVABLES (-)</b>	<b>(6)</b>	<b>45.089</b>	<b>11.095</b>
<b>X.</b>	<b>OTHER OPERATING EXPENSES (-)</b>	<b>(7)</b>	<b>97.991</b>	<b>30.663</b>
<b>XI.</b>	<b>NET OPERATING INCOME / (LOSS) (VIII-IX-X)</b>		<b>566.806</b>	<b>202.410</b>
<b>XII.</b>	<b>EXCESS AMOUNT RECORDED AS INCOME AFTER MERGER</b>		<b>-</b>	<b>-</b>
<b>XIII.</b>	<b>INCOME / (LOSS) FROM INVESTMENTS IN SUBSIDIARIES CONSOLIDATED BASED ON EQUITY METHOD</b>		<b>-</b>	<b>-</b>
<b>XIV.</b>	<b>INCOME / (LOSS) ON NET MONETARY POSITION</b>		<b>-</b>	<b>-</b>
<b>XV.</b>	<b>PROFIT / (LOSS) BEFORE TAX FROM CONTINUED OPERATIONS (XI+...+XIV)</b>		<b>566.806</b>	<b>202.410</b>
<b>XVI.</b>	<b>TAX PROVISION FOR CONTINUED OPERATIONS (±)</b>	<b>(8)</b>	<b>(114.543)</b>	<b>(41.481)</b>
16.1	Current Tax Provision		(117.450)	(30.552)
16.2	Deferred Tax Provision		2.907	(10.929)
<b>XVII.</b>	<b>CURRENT PERIOD PROFIT / LOSS FROM CONTINUED OPERATIONS (XV±XVI)</b>	<b>(9)</b>	<b>452.263</b>	<b>160.929</b>
<b>XVIII.</b>	<b>INCOME FROM DISCONTINUED OPERATIONS</b>		<b>-</b>	<b>-</b>
18.1	Income from Non-Current Assets Held for Sale		-	-
18.2	Profit from Sales of Associates, Subsidiaries and Joint Ventures		-	-
18.3	Income from Other Discontinued Operations		-	-
<b>XIX.</b>	<b>EXPENSES FROM DISCONTINUED OPERATIONS (-)</b>		<b>-</b>	<b>-</b>
19.1	Expenses for Non-Current Assets Held for Sale		-	-
19.2	Loss from Sales of Associates, Subsidiaries and Joint Ventures		-	-
19.3	Expenses for Other Discontinued Operations		-	-
<b>XX.</b>	<b>PROFIT / LOSS BEFORE TAX FROM DISCONTINUED OPERATIONS (XVIII-XIX)</b>		<b>-</b>	<b>-</b>
<b>XXI.</b>	<b>TAX PROVISION FOR DISCONTINUED OPERATIONS (±)</b>		<b>-</b>	<b>-</b>
21.1	Current Tax Provision		-	-
21.2	Deferred Tax Provision		-	-
<b>XXII.</b>	<b>CURRENT PERIOD PROFIT / LOSS FROM DISCONTINUED OPERATIONS (XX+XXI)</b>		<b>-</b>	<b>-</b>
<b>XXIII.</b>	<b>NET INCOME / LOSS (XVII+XXII)</b>	<b>(10)</b>	<b>452.263</b>	<b>160.929</b>
Earning / (loss) per share (Full Kurus)			0,188	0,067

Note: The prior period financial statements and related disclosures are not restated as permitted by TFRS 9 transition rules. Since, 2017 and 2018 financial statements are prepared on different principles, 2017 financial statements are presented separately.

The accompanying notes are an integral part of these unconsolidated financial statements.



**TÜRKİYE SİNAİ KALKINMA BANKASI A.Ş.**  
**UNCONSOLIDATED STATEMENT OF INCOME AND EXPENSE ITEMS UNDER**  
**SHAREHOLDERS' EQUITY**

**FOR THE NINE-MONTH PERIOD THEN ENDED 30 SEPTEMBER 2018**

(Amounts are expressed in thousands of Turkish Lira (TL) unless otherwise stated.)

		Reviewed Current Period 1 January 2018 – 30 September 2018
<b>INCOME AND EXPENSES ACCOUNTED UNDER SHAREHOLDERS' EQUITY</b>		
<b>I.</b>	<b>CURRENT PERIOD INCOME / LOSS</b>	<b>491.026</b>
<b>II.</b>	<b>OTHER COMPREHENSIVE INCOME</b>	<b>(47.172)</b>
<b>2.1</b>	<b>Not Reclassified Through Profit or Loss</b>	<b>180.023</b>
2.1.1	Property and Equipment Revaluation Increase / Decrease	-
2.1.2	Intangible Assets Revaluation Increase / Decrease	-
2.1.3	Defined Benefit Pension Plan Remeasurement Gain / Loss	-
2.1.4	Other Comprehensive Income Items Not Reclassified Through Profit or Loss	180.023
2.1.5	Tax Related Other Comprehensive Income Items Not Reclassified Through Profit or Loss	-
<b>2.2</b>	<b>Reclassified Through Profit or Loss</b>	<b>(227.195)</b>
2.2.1	Foreign Currency Translation Differences	14.188
2.2.2	Valuation and / or Reclassification Income / Expense of the Financial Assets at Fair Value Through Other Comprehensive Income	(309.518)
2.2.3	Cash Flow Hedge Income / Loss	-
2.2.4	Income (Loss) Related with Hedges of Net Investments in Foreign Operations	-
2.2.5	Other Comprehensive Income Items Reclassified Through Profit or Losses	-
2.2.6	Tax Related Other Comprehensive Income Items Reclassified Through Profit or Loss	68.135
<b>III.</b>	<b>TOTAL COMPREHENSIVE INCOME (I+II)</b>	<b>443.854</b>

Note: The prior period financial statements and related disclosures are not restated as permitted by TFRS 9 transition rules. Since, 2017 and 2018 financial statements are prepared on different principles, 2017 financial statements are presented separately.

		Reviewed Prior Period 1 January 2017 – 30 September 2017
<b>INCOME AND EXPENSES ACCOUNTED UNDER SHAREHOLDERS' EQUITY</b>		
<b>I.</b>	<b>ADDITIONS TO MARKETABLE SECURITIES REVALUATION DIFFERENCES FOR AVAILABLE-FOR-SALE FINANCIAL ASSETS</b>	<b>55.756</b>
<b>II.</b>	<b>TANGIBLE ASSETS REVALUATION DIFFERENCES</b>	<b>-</b>
<b>III.</b>	<b>INTANGIBLE ASSETS REVALUATION DIFFERENCES</b>	<b>-</b>
<b>IV.</b>	<b>TRANSLATION DIFFERENCES FOR TRANSACTIONS IN FOREIGN CURRENCY</b>	<b>2.100</b>
<b>V.</b>	<b>GAIN / LOSS ON DERIVATIVE FINANCIAL ASSETS HELD FOR CASH FLOW HEDGES (Effective Portion of Fair Value Differences)</b>	<b>-</b>
<b>VI.</b>	<b>GAIN / LOSS ON DERIVATIVE FINANCIAL ASSETS HELD FOR HEDGES OF NET INVESTMENT IN FOREIGN OPERATIONS (Effective Portion)</b>	<b>-</b>
<b>VII.</b>	<b>EFFECTS OF CHANGES IN ACCOUNTING POLICY AND CORRECTIONS OF ERRORS</b>	<b>-</b>
<b>VIII.</b>	<b>OTHER PROFIT / LOSS ITEMS ACCOUNTED FOR UNDER SHAREHOLDERS' EQUITY AS PER TAS</b>	<b>54.642</b>
<b>IX.</b>	<b>DEFERRED TAX OF VALUATION DIFFERENCES</b>	<b>(10.049)</b>
<b>X.</b>	<b>NET PROFIT / LOSS ACCOUNTED FOR DIRECTLY UNDER SHAREHOLDERS' EQUITY (I+II+...+IX)</b>	<b>102.449</b>
<b>XI.</b>	<b>CURRENT YEAR PROFIT / LOSS</b>	<b>452.263</b>
11.1	Net Change in Fair Value of Marketable Securities (Recycled to Profit/Loss)	153
11.2	Reclassification and Recycling Derivatives Accounted for Cash Flow Hedge Purposes to Income Statement	-
11.3	Recycling Hedge of Net Investments in Foreign Operations to Income Statement	-
11.4	Other	452.110
<b>XII.</b>	<b>TOTAL PROFIT / LOSS ACCOUNTED FOR THE CURRENT PERIOD (X+XI)</b>	<b>554.712</b>

Note: The prior period financial statements and related disclosures are not restated as permitted by TFRS 9 transition rules. Since, 2017 and 2018 financial statements are prepared on different principles, 2017 financial statements are presented separately.

The accompanying notes are an integral part of these unconsolidated financial statements.

**TÜRKİYE SİNAİ KALKINMA BANKASI A.Ş.**  
**UNCONSOLIDATED STATEMENT OF CHANGES IN SHAREHOLDERS' EQUITY**  
**FOR THE NINE-MONTH PERIOD THEN ENDED 30 SEPTEMBER 2018**

(Amounts are expressed in thousands of Turkish Lira (TL) unless otherwise stated.)

CHANGES IN SHAREHOLDERS' EQUITY	Section 5 Note V	Paid in Capital	Other Capital Reserves	Share Premiums	Share Cancellation Profits	Legal Reserves	Status Reserves	Extraordinary Reserves	Other Reserves	Current Period Net Profit / Loss	Prior Period Net Profit / Loss	Marketable Securities Value Increase Fund	Tangible and Intangible Assets Revaluation Differences	Bonus Shares Obtained from Associates, Subs and Jointly Controlled Entities	Hedging Reserves	Revaluation Surplus on Assets Held for sale and on Disc. Operations	Shareholders' Equity Before Non- controlling Interest	Non- Controlling Interest	Total Shareholders' Equity
<b>Prior Period – 30 September 2017</b>																			
<b>I. Opening Balance</b>		<b>2.050.000</b>	<b>777</b>	<b>-</b>	<b>-</b>	<b>213.923</b>	<b>75.641</b>	<b>106.400</b>	<b>2.920</b>	<b>-</b>	<b>476.445</b>	<b>(32.469)</b>	<b>34.702</b>	<b>-</b>	<b>-</b>	<b>-</b>	<b>2.928.339</b>	<b>-</b>	<b>2.928.339</b>
<b>II. Changes in accounting policies according to TAS 8</b>		<b>-</b>	<b>-</b>	<b>-</b>	<b>-</b>	<b>-</b>	<b>-</b>	<b>-</b>	<b>-</b>	<b>-</b>	<b>-</b>	<b>-</b>	<b>-</b>	<b>-</b>	<b>-</b>	<b>-</b>	<b>-</b>	<b>-</b>	<b>-</b>
<b>2.1 Effects of errors</b>		<b>-</b>	<b>-</b>	<b>-</b>	<b>-</b>	<b>-</b>	<b>-</b>	<b>-</b>	<b>-</b>	<b>-</b>	<b>-</b>	<b>-</b>	<b>-</b>	<b>-</b>	<b>-</b>	<b>-</b>	<b>-</b>	<b>-</b>	<b>-</b>
<b>2.2 Effects of the changes in accounting policies</b>		<b>-</b>	<b>-</b>	<b>-</b>	<b>-</b>	<b>-</b>	<b>-</b>	<b>-</b>	<b>-</b>	<b>-</b>	<b>-</b>	<b>-</b>	<b>-</b>	<b>-</b>	<b>-</b>	<b>-</b>	<b>-</b>	<b>-</b>	<b>-</b>
<b>III. New balance (I+II)</b>		<b>2.050.000</b>	<b>777</b>	<b>-</b>	<b>-</b>	<b>213.923</b>	<b>75.641</b>	<b>106.400</b>	<b>2.920</b>	<b>-</b>	<b>476.445</b>	<b>(32.469)</b>	<b>34.702</b>	<b>-</b>	<b>-</b>	<b>-</b>	<b>2.928.339</b>	<b>-</b>	<b>2.928.339</b>
<b>Changes in the period</b>																			
<b>IV. Increase/decrease due to merger</b>		<b>-</b>	<b>-</b>	<b>-</b>	<b>-</b>	<b>-</b>	<b>-</b>	<b>-</b>	<b>-</b>	<b>-</b>	<b>-</b>	<b>-</b>	<b>-</b>	<b>-</b>	<b>-</b>	<b>-</b>	<b>-</b>	<b>-</b>	<b>-</b>
<b>V. Marketable securities value increase fund</b>		<b>-</b>	<b>-</b>	<b>-</b>	<b>-</b>	<b>-</b>	<b>-</b>	<b>-</b>	<b>-</b>	<b>-</b>	<b>-</b>	<b>100.349</b>	<b>-</b>	<b>-</b>	<b>-</b>	<b>-</b>	<b>100.349</b>	<b>-</b>	<b>100.349</b>
<b>VI. Hedging (Effective portion)</b>		<b>-</b>	<b>-</b>	<b>-</b>	<b>-</b>	<b>-</b>	<b>-</b>	<b>-</b>	<b>-</b>	<b>-</b>	<b>-</b>	<b>-</b>	<b>-</b>	<b>-</b>	<b>-</b>	<b>-</b>	<b>-</b>	<b>-</b>	<b>-</b>
<b>6.1 Cash flow hedge</b>		<b>-</b>	<b>-</b>	<b>-</b>	<b>-</b>	<b>-</b>	<b>-</b>	<b>-</b>	<b>-</b>	<b>-</b>	<b>-</b>	<b>-</b>	<b>-</b>	<b>-</b>	<b>-</b>	<b>-</b>	<b>-</b>	<b>-</b>	<b>-</b>
<b>6.2 Hedge of net investment in foreign operations</b>		<b>-</b>	<b>-</b>	<b>-</b>	<b>-</b>	<b>-</b>	<b>-</b>	<b>-</b>	<b>-</b>	<b>-</b>	<b>-</b>	<b>-</b>	<b>-</b>	<b>-</b>	<b>-</b>	<b>-</b>	<b>-</b>	<b>-</b>	<b>-</b>
<b>VII. Tangible assets revaluation differences</b>		<b>-</b>	<b>-</b>	<b>-</b>	<b>-</b>	<b>-</b>	<b>-</b>	<b>-</b>	<b>-</b>	<b>-</b>	<b>-</b>	<b>-</b>	<b>-</b>	<b>-</b>	<b>-</b>	<b>-</b>	<b>-</b>	<b>-</b>	<b>-</b>
<b>VIII. Intangible assets revaluation differences</b>		<b>-</b>	<b>-</b>	<b>-</b>	<b>-</b>	<b>-</b>	<b>-</b>	<b>-</b>	<b>-</b>	<b>-</b>	<b>-</b>	<b>-</b>	<b>-</b>	<b>-</b>	<b>-</b>	<b>-</b>	<b>-</b>	<b>-</b>	<b>-</b>
<b>IX. Bonus shares obtained from associates, subsidiaries and jointly controlled entities (Joint Vent.)</b>		<b>-</b>	<b>-</b>	<b>-</b>	<b>-</b>	<b>-</b>	<b>-</b>	<b>-</b>	<b>-</b>	<b>-</b>	<b>-</b>	<b>-</b>	<b>-</b>	<b>-</b>	<b>-</b>	<b>-</b>	<b>-</b>	<b>-</b>	<b>-</b>
<b>X. Foreign exchange differences</b>		<b>-</b>	<b>-</b>	<b>-</b>	<b>-</b>	<b>-</b>	<b>-</b>	<b>-</b>	<b>-</b>	<b>-</b>	<b>-</b>	<b>2.100</b>	<b>-</b>	<b>-</b>	<b>-</b>	<b>-</b>	<b>2.100</b>	<b>-</b>	<b>2.100</b>
<b>XI. Disposal of assets</b>		<b>-</b>	<b>-</b>	<b>-</b>	<b>-</b>	<b>-</b>	<b>-</b>	<b>-</b>	<b>-</b>	<b>-</b>	<b>-</b>	<b>-</b>	<b>-</b>	<b>-</b>	<b>-</b>	<b>-</b>	<b>-</b>	<b>-</b>	<b>-</b>
<b>XII. Reclassification of assets</b>		<b>-</b>	<b>-</b>	<b>-</b>	<b>-</b>	<b>-</b>	<b>-</b>	<b>-</b>	<b>-</b>	<b>-</b>	<b>-</b>	<b>-</b>	<b>-</b>	<b>-</b>	<b>-</b>	<b>-</b>	<b>-</b>	<b>-</b>	<b>-</b>
<b>XIII. Effect of change in equities of associates on bank's equity</b>		<b>-</b>	<b>-</b>	<b>-</b>	<b>-</b>	<b>-</b>	<b>-</b>	<b>-</b>	<b>-</b>	<b>-</b>	<b>-</b>	<b>-</b>	<b>-</b>	<b>-</b>	<b>-</b>	<b>-</b>	<b>-</b>	<b>-</b>	<b>-</b>
<b>XIV. Capital increase</b>		<b>350.000</b>	<b>-</b>	<b>-</b>	<b>-</b>	<b>-</b>	<b>-</b>	<b>-</b>	<b>-</b>	<b>-</b>	<b>(350.000)</b>	<b>-</b>	<b>-</b>	<b>-</b>	<b>-</b>	<b>-</b>	<b>-</b>	<b>-</b>	<b>-</b>
<b>14.1 Cash</b>		<b>-</b>	<b>-</b>	<b>-</b>	<b>-</b>	<b>-</b>	<b>-</b>	<b>-</b>	<b>-</b>	<b>-</b>	<b>-</b>	<b>-</b>	<b>-</b>	<b>-</b>	<b>-</b>	<b>-</b>	<b>-</b>	<b>-</b>	<b>-</b>
<b>14.2 Internal sources</b>		<b>350.000</b>	<b>-</b>	<b>-</b>	<b>-</b>	<b>-</b>	<b>-</b>	<b>-</b>	<b>-</b>	<b>-</b>	<b>(350.000)</b>	<b>-</b>	<b>-</b>	<b>-</b>	<b>-</b>	<b>-</b>	<b>-</b>	<b>-</b>	<b>-</b>
<b>XV. Share issuance</b>		<b>-</b>	<b>-</b>	<b>-</b>	<b>-</b>	<b>-</b>	<b>-</b>	<b>-</b>	<b>-</b>	<b>-</b>	<b>-</b>	<b>-</b>	<b>-</b>	<b>-</b>	<b>-</b>	<b>-</b>	<b>-</b>	<b>-</b>	<b>-</b>
<b>XVI. Share cancellation profits</b>		<b>-</b>	<b>-</b>	<b>-</b>	<b>-</b>	<b>-</b>	<b>-</b>	<b>-</b>	<b>-</b>	<b>-</b>	<b>-</b>	<b>-</b>	<b>-</b>	<b>-</b>	<b>-</b>	<b>-</b>	<b>-</b>	<b>-</b>	<b>-</b>
<b>XVII. Effect of inflation on paid-in capital</b>		<b>-</b>	<b>-</b>	<b>-</b>	<b>-</b>	<b>-</b>	<b>-</b>	<b>-</b>	<b>-</b>	<b>-</b>	<b>-</b>	<b>-</b>	<b>-</b>	<b>-</b>	<b>-</b>	<b>-</b>	<b>-</b>	<b>-</b>	<b>-</b>
<b>XVIII. Other</b>		<b>-</b>	<b>-</b>	<b>-</b>	<b>-</b>	<b>-</b>	<b>-</b>	<b>-</b>	<b>-</b>	<b>-</b>	<b>-</b>	<b>-</b>	<b>-</b>	<b>-</b>	<b>-</b>	<b>-</b>	<b>-</b>	<b>-</b>	<b>-</b>
<b>XIX. Period net income</b>		<b>-</b>	<b>-</b>	<b>-</b>	<b>-</b>	<b>-</b>	<b>-</b>	<b>-</b>	<b>-</b>	<b>452.263</b>	<b>-</b>	<b>-</b>	<b>-</b>	<b>-</b>	<b>-</b>	<b>-</b>	<b>452.263</b>	<b>-</b>	<b>452.263</b>
<b>XX. Profit distribution</b>		<b>-</b>	<b>-</b>	<b>-</b>	<b>-</b>	<b>24.931</b>	<b>-</b>	<b>8.713</b>	<b>-</b>	<b>-</b>	<b>(126.445)</b>	<b>-</b>	<b>-</b>	<b>-</b>	<b>-</b>	<b>-</b>	<b>(92.801)</b>	<b>-</b>	<b>(92.801)</b>
<b>20.1 Dividends distributed</b>		<b>-</b>	<b>-</b>	<b>-</b>	<b>-</b>	<b>-</b>	<b>-</b>	<b>-</b>	<b>-</b>	<b>-</b>	<b>(92.801)</b>	<b>-</b>	<b>-</b>	<b>-</b>	<b>-</b>	<b>-</b>	<b>(92.801)</b>	<b>-</b>	<b>(92.801)</b>
<b>20.2 Transfers to reserves</b>		<b>-</b>	<b>-</b>	<b>-</b>	<b>-</b>	<b>24.931</b>	<b>-</b>	<b>8.713</b>	<b>-</b>	<b>-</b>	<b>(33.644)</b>	<b>-</b>	<b>-</b>	<b>-</b>	<b>-</b>	<b>-</b>	<b>-</b>	<b>-</b>	<b>-</b>
<b>20.3 Other</b>		<b>-</b>	<b>-</b>	<b>-</b>	<b>-</b>	<b>-</b>	<b>-</b>	<b>-</b>	<b>-</b>	<b>-</b>	<b>-</b>	<b>-</b>	<b>-</b>	<b>-</b>	<b>-</b>	<b>-</b>	<b>-</b>	<b>-</b>	<b>-</b>
<b>Closing Balance</b>		<b>2.400.000</b>	<b>777</b>	<b>-</b>	<b>-</b>	<b>238.854</b>	<b>75.641</b>	<b>115.113</b>	<b>2.920</b>	<b>452.263</b>	<b>-</b>	<b>69.980</b>	<b>34.702</b>	<b>-</b>	<b>-</b>	<b>-</b>	<b>3.390.250</b>	<b>-</b>	<b>3.390.250</b>

Note: The prior period financial statements and related disclosures are not restated as permitted by TFRS 9 transition rules. Since, 2017 and 2018 financial statements are prepared on different principles, 2017 financial statements are presented separately.

The accompanying notes are an integral part of these unconsolidated financial statements.

**TÜRKİYE SİNAİ KALKINMA BANKASI A.Ş.**  
**UNCONSOLIDATED STATEMENT OF CHANGES IN SHAREHOLDERS' EQUITY**  
**FOR THE NINE-MONTH PERIOD THEN ENDED 30 SEPTEMBER 2018**

(Amounts are expressed in thousands of Turkish Lira (TL) unless otherwise stated.)

Accumulated Other Comprehensive Income or Expenses Not Reclassified Through Profit or Loss																	Accumulated Other Comprehensive Income or Expenses Reclassified Through Profit or Loss																
CHANGES IN SHAREHOLDERS' EQUITY		Section 5 Note V	Paid-in Capital	Share Premiums	Share Cancellation Profits	Other Capital Reserves	1	2	3	4	5	6	Profit Reserves	Prior Period Profit or (Loss)	Current Period Profit or (Loss)	Total Equity Except from Minority Interest	Minority Interest	Total Shareholders' Equity															
Current Period – 30 September 2018																																	
I.	Prior Period End Balance		2,400,000	-	-	374	32,571	173	104,961	7,847	(39,405)	-	432,528	595,668	-	3,534,717	-	3,534,717															
II.	Corrections and Accounting Policy Changes Made According to TAS 8		-	-	-	-	-	-	-	-	-	-	-	35,659	-	35,659	-	35,659															
2.1	Effects of Errors		-	-	-	-	-	-	-	-	-	-	-	-	-	-	-	-															
2.2	Effects of the Changes in Accounting Policies		-	-	-	-	-	-	-	-	-	-	-	35,659	-	35,659	-	35,659															
III.	Adjusted Beginning Balance (I+II)		2,400,000	-	-	374	32,571	173	104,961	7,847	(39,405)	-	432,528	631,327	-	3,570,376	-	3,570,376															
IV.	Total Comprehensive Income		-	-	-	-	-	-	180,023	14,188	(241,383)	-	-	-	491,026	443,854	-	443,854															
V.	Capital Increase by Cash		-	-	-	-	-	-	-	-	-	-	-	-	-	-	-	-															
VI.	Capital Increase by Internal Sources		400,000	-	-	-	-	-	-	-	-	-	-	(400,000)	-	-	-	-															
VII.	Effect of Inflation on Paid-in Capital		-	-	-	-	-	-	-	-	-	-	-	-	-	-	-	-															
VIII.	Convertible Bonds to Share		-	-	-	-	-	-	-	-	-	-	-	-	-	-	-	-															
IX.	Subordinated Debt Instruments		-	-	-	-	-	-	-	-	-	-	-	-	-	-	-	-															
X.	Increase/Decrease by Other Changes		-	-	-	-	-	-	-	-	-	-	-	-	-	-	-	-															
XI.	Profit Distribution		-	-	-	-	-	-	-	-	-	-	86,163	(195,668)	-	(109,505)	-	(109,505)															
11.1	Dividends Distributed		-	-	-	-	-	-	-	-	-	-	-	(109,865)	-	(109,865)	-	(109,865)															
11.2	Transfers to Reserves		-	-	-	-	-	-	-	-	-	-	86,163	(85,803)	-	360	-	360															
11.3	Other		-	-	-	-	-	-	-	-	-	-	-	-	-	-	-	-															
Period-End Balance			2,800,000	-	-	374	32,571	173	284,984	22,035	(280,788)	-	518,691	35,659	491,026	3,904,725	-	3,904,725															

Note: The prior period financial statements and related disclosures are not restated as permitted by TFRS 9 transition rules. Since, 2017 and 2018 financial statements are prepared on different principles, 2017 financial statements are presented separately.

1.Accumulated Revaluation Increase / Decrease of Fixed Assets

2.Accumulated Remeasurement Gain / Loss of Defined Benefit Pension Plan

3.Other (Shares of Investments Valued by Equity Method in Other Comprehensive Income Not Classified Through Profit or Loss and Other Accumulated Amounts of Other Comprehensive Income Items Not Reclassified Through Other Profit or Loss)

4.Foreign Currency Translition Differences

5.Accumulated Revaluation and/or Remeasurement Gain/Loss of the Financial Asset at Fair Value Through Other Comprehensive Income

6.Other (Cash Flow Hedge Gain/Loss, Shares of Investments Valued by Equity Method in Other Comprehensive Income Classified Through Profit or Loss and Other Accumulated Amounts of Other Comprehensive Income Items Reclassified Through Other Profit or Loss)

The accompanying notes are an integral part of these unconsolidated financial statements.

**TÜRKİYE SİNAİ KALKINMA BANKASI A.Ş.**  
**UNCONSOLIDATED STATEMENT OF CASH FLOWS**  
**FOR THE NINE-MONTH PERIOD THEN ENDED 30 SEPTEMBER 2018**  
(Amounts are expressed in thousands of Turkish Lira (TL) unless otherwise stated.)

	Note	Reviewed Current Period 30 September 2018
<b>A. CASH FLOWS FROM BANKING OPERATIONS</b>		
<b>1.1 Operating Profit Before Changes in Operating Assets and Liabilities</b>		<b>1.703.926</b>
1.1.1 Interest Received		1.805.137
1.1.2 Interest Paid		(965.013)
1.1.3 Dividends Received		3.699
1.1.4 Fees and Commissions Received		18.653
1.1.5 Other Income		(44.209)
1.1.6 Collections from Previously Written off loans		7.800
1.1.7 Payments to Personnel and Service Suppliers		(73.957)
1.1.8 Taxes Paid		(107.872)
1.1.9 Others		1.059.688
<b>1.2 Changes in Operating Assets and Liabilities</b>		<b>(2.149.530)</b>
1.2.1 Net (Increase) (Decrease) in Financial Assets at Fair Value through Profit or Loss		-
1.2.2 Net (Increase) (Decrease) in Due from Banks		-
1.2.3 Net (Increase) (Decrease) in Loans		390.904
1.2.4 Net (Increase) (Decrease) in Other Assets		(1.013.417)
1.2.5 Net (Increase) (Decrease) in Bank Deposits		-
1.2.6 Net (Increase) (Decrease) in Other Deposits		-
1.2.7 Net (Increase) (Decrease) in Financial Liabilities at Fair Value through Profit or Loss		-
1.2.8 Net (Increase) (Decrease) in Funds Borrowed		(1.211.342)
1.2.9 Net (Increase) (Decrease) in Matured Payable		-
1.2.10 Net (Increase) (Decrease) in Other Liabilities		(315.675)
<b>I. Net Cash Provided by / (used in) Banking Operations</b>		<b>(445.604)</b>
<b>B. CASH FLOWS FROM INVESTING ACTIVITIES</b>		
<b>II. Net Cash Provided by / (used in) Investing Activities</b>		<b>(332.305)</b>
2.1 Cash Paid for Purchase of Entities under Common Control, Associates and Subsidiaries		-
2.2 Cash Obtained from Sale of Entities under Common Control, Associates and Subsidiaries		-
2.3 Purchases of Property and Equipment		(827)
2.4 Disposals of Property and Equipment		-
2.5 Purchase of Financial Assets at Fair Value through Other Comprehensive Income		(620.294)
2.6 Sale of Financial Assets at Fair Value through Other Comprehensive Income		516.958
2.7 Purchase of Financial Assets Measured at Amortized Cost		(227.528)
2.8 Sale of Financial Assets Measured at Amortized Cost		-
2.9 Others		(614)
<b>C. CASH FLOWS FROM FINANCING ACTIVITIES</b>		
<b>III. Net Cash Provided by / (used in) Financing Activities</b>		<b>1.208.725</b>
3.1 Cash Obtained From Funds Borrowed and Securities Issued		1.318.590
3.2 Cash Used for Repayment of Funds Borrowed and Securities Issued		-
3.3 Capital Increase		-
3.4 Dividends Paid		(109.865)
3.5 Payments for Finance Leases		-
3.6 Other		-
<b>IV. Effect of Change in Foreign Exchange Rate on Cash and Cash Equivalents</b>		<b>131.315</b>
<b>V. Net Increase / (Decrease) in Cash and Cash Equivalents</b>		<b>562.131</b>
<b>VI. Cash and Cash Equivalents at Beginning of the Period</b>		<b>20.176</b>
<b>VII. Cash and Cash Equivalents at End of the Period</b>		<b>582.307</b>

Note: The prior period financial statements and related disclosures are not restated as permitted by TFRS 9 transition rules. Since, 2017 and 2018 financial statements are prepared on different principles, 2017 financial statements are presented separately.

The accompanying notes are an integral part of these unconsolidated financial statements.

**TÜRKİYE SİNAİ KALKINMA BANKASI A.Ş.**  
**UNCONSOLIDATED STATEMENT OF CASH FLOWS**  
**FOR THE NINE-MONTH PERIOD THEN ENDED 30 SEPTEMBER 2018**  
(Amounts are expressed in thousands of Turkish Lira (TL) unless otherwise stated.)

	Note	Reviewed Prior Period 30 September 2017
<b>A. CASH FLOWS FROM BANKING OPERATIONS</b>		
<b>1.1 Operating Profit Before Changes in Operating Assets and Liabilities</b>		<b>581.366</b>
1.1.1 Interest Received		1.156.578
1.1.2 Interest Paid		(523.413)
1.1.3 Dividends Received		3.270
1.1.4 Fees and Commissions Received		14.086
1.1.5 Other Income		6.661
1.1.6 Collections from Previously Written off loans		199
1.1.7 Payments to Personnel and Service Suppliers		(64.441)
1.1.8 Taxes Paid		(92.340)
1.1.9 Others		80.766
<b>1.2 Changes in Operating Assets and Liabilities</b>		<b>(1.990.575)</b>
1.2.1 Net (Increase) (Decrease) in Financial Assets at Fair Value through Profit or Loss		(7.930)
1.2.2 Net (Increase) (Decrease) in Due from Banks		-
1.2.3 Net (Increase) (Decrease) in Loans		-
1.2.4 Net (Increase) (Decrease) in Other Assets		(2.419.240)
1.2.5 Net (Increase) (Decrease) in Bank Deposits		(148.314)
1.2.6 Net (Increase) (Decrease) in Other Deposits		-
1.2.7 Net (Increase) (Decrease) in Financial Liabilities at Fair Value through Profit or Loss		-
1.2.8 Net (Increase) (Decrease) in Funds Borrowed		201.264
1.2.9 Net (Increase) (Decrease) in Matured Payable		-
1.2.10 Net (Increase) (Decrease) in Other Liabilities		383.645
<b>I. Net Cash Provided by / (used in) Banking Operations</b>		<b>(1.409.209)</b>
<b>B. CASH FLOWS FROM INVESTING ACTIVITIES</b>		
<b>II. Net Cash Provided by / (used in) Investing Activities</b>		<b>145.122</b>
2.1 Cash Paid for Purchase of Entities under Common Control, Associates and Subsidiaries		-
2.2 Cash Obtained from Sale of Entities under Common Control, Associates and Subsidiaries		-
2.3 Purchases of Property and Equipment		(1.713)
2.4 Disposals of Property and Equipment		297
2.5 Purchase of Financial Assets at Fair Value through Other Comprehensive Income		(688.959)
2.6 Sale of Financial Assets at Fair Value through Other Comprehensive Income		835.981
2.7 Purchase of Financial Assets Measured at Amortized Cost		-
2.8 Sale of Financial Assets Measured at Amortized Cost		-
2.9 Others		(484)
<b>C. CASH FLOWS FROM FINANCING ACTIVITIES</b>		
<b>III. Net Cash Provided by / (used in) Financing Activities</b>		<b>984.199</b>
3.1 Cash Obtained From Funds Borrowed and Securities Issued		1.077.000
3.2 Cash Used for Repayment of Funds Borrowed and Securities Issued		-
3.3 Capital Increase		-
3.4 Dividends Paid		(92.801)
3.5 Payments for Finance Leases		-
3.6 Other		-
<b>IV. Effect of Change in Foreign Exchange Rate on Cash and Cash Equivalents</b>		<b>76</b>
<b>V. Net Increase / (Decrease) in Cash and Cash Equivalents</b>		<b>(279.812)</b>
<b>VI. Cash and Cash Equivalents at Beginning of the Period</b>		<b>481.913</b>
<b>VII. Cash and Cash Equivalents at End of the Period</b>		<b>202.101</b>

Note: The prior period financial statements and related disclosures are not restated as permitted by TFRS 9 transition rules. Since, 2017 and 2018 financial statements are prepared on different principles, 2017 financial statements are presented separately.

The accompanying notes are an integral part of these unconsolidated financial statements.

**TÜRKİYE SİNAİ KALKINMA BANKASI A.Ş.**  
**NOTES TO THE FINANCIAL STATEMENTS**  
**FOR THE INTERIM PERIOD 1 JANUARY- 30 SEPTEMBER 2018**

(Amounts are expressed in thousands of Turkish Lira (TL) unless otherwise stated.)

**SECTION THREE**

**ACCOUNTING POLICIES**

**I. Basis of presentation**

**I.a Preparation of the financial statements and the accompanying footnotes in accordance with Turkish Accounting Standards and Regulation on Principles Related to Banks' Accounting Applications and Maintaining the Documents**

The unconsolidated financial statements are prepared within the scope of the “Regulation on Accounting Applications for Banks and Safeguarding of Documents” related with Banking Law numbered 5411 published in the Official Gazette no.26333 dated 1 November 2006 and in accordance with the regulations, communiqués, interpretations and legislations related to accounting and financial reporting principles published by the Banking Regulation and Supervision Agency (“BRSA”), and in case where a specific regulation is not made by BRSA, the format and detail of the publicly announced unconsolidated financial statements and notes to these statements have been prepared in accordance with the “Communiqué on Publicly Announced Financial Statements, Explanations and Notes to These Financial Statements”, published in Official Gazette no. 28337, dated 28 June 2012, and amendments to this Communiqué dated 14 March 2018 which include Turkish Accounting Standard 34 “Interim Financial Reporting” principles.

The unconsolidated financial statements have been prepared in TL, under the historical cost convention except for the financial asset, liabilities and buildings revaluation model which are carried at fair value.

Accounting policies and valuation principles used in the preparation of the interim financial statements are determined and applied, in accordance with the regulations, communiqués, interpretations and legislations related to accounting and financial reporting principles published by the Banking Regulation and Supervision Agency (“BRSA”), and are consistent with the accounting policies applied in the annual financial statements prepared for the year ended 31 December 2017 except for the application of TFRS 9. TFRS 9 Financial Instruments (“TFRS 9”) published by Public Oversight Accounting and Auditing Standards Authority (“POA”) in the Official Gazette numbered 29953 dated 19 January 2017 in lieu of TAS 39 Financial Instruments: “Accounting and Measurement” starting from 1 January 2018. TFRS 9 mainly sets out the new principles for the classification and measurement of financial instruments and expected credit loss which will be calculated for financial assets. TFRS 9 permits to defer application of TFRS 9 hedge accounting principles and permits the companies continue to apply hedge accounting principles of TAS 39 as a policy choice. Accordingly, the Bank will continue to apply hedge accounting in accordance with TAS 39 in this context. The Bank explained the reflection effect of TFRS 9 in footnotes under Section Three, Note XXIV. Accounting policies and valuation principles used for the period of 2018 are presented in the footnotes, these accounting policies and valuation principles are explained in footnotes II to XXIV below. Explanations on prior period accounting policies that are not valid in the current period are included in footnotes under Section Three, Note XXV. The Bank also assessed the effect of TFRS 15 “Revenue from Contracts with Customers” standard and concluded that it has no material impact on its financial position and performance.

The format and content of the accompanying unconsolidated financial statements and footnotes have been prepared in accordance with the “Communiqué on Publicly Announced Financial Statements Explanations and notes to the Financial Statements” and “Communiqué on Disclosures About Risk Management to be Announced to Public by Banks.”

Amounts in the unconsolidated financial statements, the underlying explanations and disclosures are expressed in Thousands of Turkish Lira unless otherwise stated.

**TÜRKİYE SİNAİ KALKINMA BANKASI A.Ş.**  
**NOTES TO THE FINANCIAL STATEMENTS**  
**FOR THE INTERIM PERIOD 1 JANUARY- 30 SEPTEMBER 2018**

(Amounts are expressed in thousands of Turkish Lira (TL) unless otherwise stated.)

**SECTION THREE (Continued)**

**ACCOUNTING POLICIES (Continued)**

**I. Basis of presentation (continued)**

**I.a Preparation of the financial statements and the accompanying footnotes in accordance with Turkish Accounting Standards and Regulation on Principles Related to Banks' Accounting Applications and Maintaining the Documents (continued)**

**Additional paragraph for convenience translation to English**

The effects of differences between accounting principles and standards set out by regulations in conformity with BRSA Accounting and Reporting Legislation and Turkish Accounting Standard 34" Interim Financial reporting" except for the matters regulated by BRSA Legislation accounting principles generally accepted in countries in which the accompanying unconsolidated financial statements are to be distributed and International Financial Reporting Standards ("IFRS") have not been quantified in the accompanying unconsolidated financial statements. Accordingly, the accompanying unconsolidated financial statements are not intended to present the financial position, results of operations and changes in financial position and cash flows in accordance with the accounting principles generally accepted in such countries and IFRS.

**I.b The valuation principles used in the preparation of the financial statements**

The accounting rules and the valuation principles used in the preparation of the financial statements were implemented as stated in the Turkish Accounting Standards and related regulations, explanations and circulars on accounting and financial reporting principles announced by the BRSA. These accounting policies and valuation principles are explained in the below notes through II to XXIII.

**I.c The accounting policies for the correct understanding of the financial statements**

The following accounting policies that applied according to BRSA regulations and TAS for the correct understanding of the financial statements and valuation principles used in preparation of the financial statements are presented in more detail below.

**II. Explanations on usage strategy of financial assets and foreign currency transactions**

The main sources of the funds of the Bank have variable interest rates. The financial balances are monitored frequently and fixed and floating interest rate placements are undertaken according to the return on the alternative financial instruments. The macro goals related to balance sheet amounts are set during budgeting process and positions are taken accordingly.

Due to the fact that the great majority of the loans extended by the Bank have a flexibility of reflecting changes in the market interest rates to the customers, the interest rate risk is kept at minimum level. Moreover, the highly profitable Eurobond and the foreign currency government indebtness securities portfolio have the attribute of eliminating the risks of interest rate volatility.

The fixed rate Subordinated bond, Eurobond and Greenbond issued by the Bank and a portion of fixed rate funds borrowed are subject to fair value hedge accounting. The Bank enters into interest rate swap agreements in order to hedge the change in fair values of its fixed rate financial liabilities. The changes in the fair value of the hedged fixed rate financial liabilities and hedging interest rate swaps are recognized under the statement of profit/loss.

In the beginning and later period of the hedging transaction, the aforementioned hedging transactions are expected to offset changes occurred in the relevant period of the hedging transaction and hedged risk (attributable to hedging risk) and effectiveness tests are performed in this regard.

The Bank performs effectiveness test at the beginning of the hedge accounting and at each reporting period. The effectiveness tests are carried out using the "Dollar off-set model" and the hedge accounting is applied as long as the test results are between the range of 80%-125% of effectiveness.

**TÜRKİYE SİNAİ KALKINMA BANKASI A.Ş.**  
**NOTES TO THE FINANCIAL STATEMENTS**  
**FOR THE INTERIM PERIOD 1 JANUARY- 30 SEPTEMBER 2018**

(Amounts are expressed in thousands of Turkish Lira (TL) unless otherwise stated.)

**SECTION THREE (Continued)**

**ACCOUNTING POLICIES (Continued)**

**II. Explanations on usage strategy of financial assets and foreign currency transactions (continued)**

The hedge accounting is discontinued when the hedging instrument expires, is exercised, sold or no longer effective. When discontinuing fair value hedge accounting, the cumulative fair value changes in carrying value of the hedged item arising from the hedged risk are amortized and recognized in income statement over the life of the hedged item from that date of the hedge accounting is discontinued.

The Bank liquidity is regularly monitored. Moreover, the need of liquidity in foreign currencies is safeguarded by currency swaps.

Commercial placements are managed with high return and low risk assets considering the international and domestic economic expectations, market conditions, creditors' expectations and their tendencies, interest-liquidity and other similar factors. Prudence principle is adopted in the placement decisions. The long term placements are made under project finance. A credit policy is implemented such a way that harmonizing the profitability of the projects, the collateral and the value add introduced by the Bank.

The movements of foreign exchange rates in the market, interest rates and prices are monitored instantaneously. While taking positions, the Bank's unique operating and control limits are watched effectively besides statutory limits. Limit overs are not allowed.

The Bank's strategy of hedging interest rate and foreign currency risks arising from fixed and variable interest rate funds and foreign currency fair value through other comprehensive income securities:

A great majority of foreign currency fair value through other comprehensive income securities are financed with foreign currency resources. Accordingly, the anticipated possible depreciation of local currency against other currencies is eliminated. A foreign currency basket is formulated in terms of the indicated foreign currency to eliminate the risk exposure of changes in cross currency parity. Interest rate risk is mitigated by constituting a balanced asset composition in compliance with the structure of fixed and floating rate of funding resources.

The hedging strategies for other foreign exchange risk exposures:

A stable foreign exchange position strategy is implemented and to be secured from cross currency risk, the current foreign exchange position is monitored by considering a currency basket in specific foreign currencies.

The foreign exchange gains and losses on foreign currency transactions are accounted for in the period of the transaction. Foreign exchange assets and liabilities are translated to Turkish Lira using foreign exchange bid rate as of the reporting date, and the resulting gains and losses are recorded in foreign exchange gains or losses.



**TÜRKİYE SİNAİ KALKINMA BANKASI A.Ş.**  
**NOTES TO THE FINANCIAL STATEMENTS**  
**FOR THE INTERIM PERIOD 1 JANUARY- 30 SEPTEMBER 2018**

(Amounts are expressed in thousands of Turkish Lira (TL) unless otherwise stated.)

**SECTION THREE (Continued)**

**ACCOUNTING POLICIES (Continued)**

**III. Explanations on forward and option contracts and derivative instruments**

The Bank is exposed to financial risk which depends on changes in foreign exchange rates and interest rates due to activities and as part of banking activities uses derivative instruments to manage financial risk that especially associated with fluctuations in foreign exchange and interest rate. Mainly derivative instruments used by the Bank are foreign currency forwards, swaps and option agreements.

The derivative financial instruments are accounted for at their fair values as of the date of the agreements entered into and subsequently valued at fair value. Derivative financial instruments of the Bank are classified under "TFRS 9 Financial Instruments" ("TFRS 9"), "Derivative Financial Assets Designated at Fair Value Through Profit or Loss" or "Derivative Financial Assets Designated at Fair Value Through Other Comprehensive Income". Payables and receivables arising from the derivative instruments are recorded in the off-balance sheet accounts at their contractual values. Derivative transactions are valued at their fair values subsequent to their acquisition. In accordance with the classification of derivative financial instruments, if the fair value is positive, the amount is classified as "Derivative Financial Assets Designated at Fair Value Through Profit or Loss" or "Derivative Financial Assets Designated at Fair Value Through Other Comprehensive Income", if the fair value is negative, the amount is classified as "Derivative Financial Liabilities Designated at Fair Value Through Profit or Loss" or "Derivative Financial Liabilities Designated at Fair Value Through Other Comprehensive Income". The fair value differences of derivative financial instruments are recognized in the income statement under trading profit/loss line in profit/loss from derivative financial transactions.

When a derivative financial instrument, is originally designed as a hedge by the Bank, the relationship between the Bank's financial risk from hedged item and the hedging instrument, the risk management objectives and strategy of hedging transaction and the methods that will be used in the measurement of effectiveness, describe in written. The Bank, at the beginning of the aforementioned engagement and during the ongoing process, evaluates whether the hedging instruments are effective on changes in the fair values or actual results of hedging are within the range of 80% - 125%.

**IV. Explanations on associates and subsidiaries**

Investments in associates and subsidiaries are recognized within the scope of "TAS 27-Separate Financial Statements". Investments in subsidiaries, whose shares are traded in an active market (stock market), are shown in the financial statements with their fair values by taking into account their prices recorded in the related market (stock market). Investments in subsidiaries and associates, whose shares are not traded in an active market (stock market) and fair value is not determined reliably, are followed at their cost of acquisition and these assets are shown in the financial statements with their cost values after the deduction of, if any, impairment losses.

**TÜRKİYE SİNAİ KALKINMA BANKASI A.Ş.**  
**NOTES TO THE FINANCIAL STATEMENTS**  
**FOR THE INTERIM PERIOD 1 JANUARY- 30 SEPTEMBER 2018**

(Amounts are expressed in thousands of Turkish Lira (TL) unless otherwise stated.)

**SECTION THREE (Continued)**

**ACCOUNTING POLICIES (Continued)**

**V. Explanations on interest income and expenses**

Interest income is recorded according to the effective interest rate method (rate equal to net present value of future cash flows or financial assets and liabilities) defined in the TFRS 9 “Financial Instruments” standard by applying the effective interest rate to the gross carrying amount of a financial asset except for: purchased or originated credit-impaired financial assets or financial assets that are not purchased or originated credit-impaired financial assets but subsequently have become credit-impaired financial assets.

If the financial asset is impaired and classified as a non-performing receivable, the Bank applies the effective interest rate on the amortized cost of the asset for subsequent reporting periods. Such interest income calculation is made on an individual contract basis for all financial assets subject to impairment calculation. It is used effective interest rate during calculation of loss given default rate in expected creditloss models and accordingly, the calculation of expected credit losses includes an interest amount.

Therefore, a reclassification is made between the accounts of “Expected Credit Losses” and “Interest Income From Loans” for calculated amount. If the credit risk of the financial instrument improves to the extent that the financial asset is no longer considered as impaired and the improvement can be attributed to an incident that eventually takes place (such as an increase in the loan's credit rating), interest income at subsequent reporting periods are calculated by applying the effective interest rate to the gross amount.

Interest income and expenses are recognized in the income statement for all interest bearing instruments on an accrual basis using the effective interest method (the rate that equalizes the future cash flows of financial assets and liabilities to the current net book value).

**VI. Explanations on fees and commission income and expenses**

Except for fees and commissions that are integral part of the effective interest rates of financial instruments measured at amortized costs, the fees and commissions are accounted for in accordance with TFRS 15 Revenue from Contracts with Customers. Except for certain fees related with certain banking transactions and recognized when the related service is given, fees and commissions received or paid, and other fees and commissions paid to financial institutions are accounted under accrual basis of accounting throughout the service period.

**TÜRKİYE SİNAİ KALKINMA BANKASI A.Ş.**  
**NOTES TO THE FINANCIAL STATEMENTS**  
**FOR THE INTERIM PERIOD 1 JANUARY- 30 SEPTEMBER 2018**

(Amounts are expressed in thousands of Turkish Lira (TL) unless otherwise stated.)

**SECTION THREE (Continued)**

**ACCOUNTING POLICIES (Continued)**

**VII. Explanations on financial assets**

**Initial recognition of financial instruments**

Initial recognition of financial instruments the Bank shall recognize a financial asset or a financial liability in its statement of financial position when, and only when, the entity becomes party to the contractual provisions of the instrument. A regular way purchase or sale of financial assets shall be recognized and derecognized, as applicable, using trade date accounting or settlement date accounting. Purchase and sale transactions of securities are accounted at the settlement date.

**Initial measurement of financial instruments**

The classification of financial instruments at initial recognition depends on the contractual conditions and the relevant business model. Except for the assets in the scope of TFRS 15 Revenue from contracts with customers, at initial recognition, the Bank measures financial asset or financial liabilities at fair value plus or minus, in the case of a financial asset or financial liability not at fair value through profit/loss, transaction costs that are directly attributable to the acquisition or issue of the financial asset or financial liability.

**Classification of financial instruments**

On which category a financial instruments shall be classified at initial recognition depends on both the business model for managing the financial assets and the contractual cash flow characteristics of the financial asset.

As per TFRS 9, the Bank classifies a financial asset on the basis of its contractual cash flow characteristics if the financial asset is held within a business model whose objective is to hold assets to collect contractual cash flows or within a business model whose objective is achieved by both collecting contractual cash flows and selling financial assets. In order to assess whether the element provides consideration for only the passage of time, an entity applies judgement and considers relevant factors such as the currency in which the financial asset is denominated and the period for which the interest rate is set. When the contractual conditions are exposed to the risks which are not consistent with the basic lending arrangement or variability of cash flows, the relevant financial asset is measured at fair value through profit or loss.

The bank tested all financial assets within the scope of TFRS 9 "whether the contractual cash flows arise solely from interest and capitals" and assessed the asset classification within the business model.

**Assessment of business model**

As per TFRS 9, the Bank's business model is determined at a level that reflects how groups of financial assets are managed together to achieve a particular business objective.

The Bank's business models are divided into three categories.

**Business model whose aimed to hold assets in order to collect contractual cash flows:**

This is a business model whose objective is to hold assets in order to collect contractual cash flows are managed to realise cash flows by collecting contractual payments over the life of the instrument. The financial assets that are held within the scope of this business model are measured at amortized cost when the contractual terms of the financial asset meet the condition of giving rise on specified dates to cash flows that are solely payments of principal and interest on the principal amount outstanding Receivables from Central Bank, Banks, Money Market Placements, investments under financial assets measured at amortized cost, loans, leasing receivables, factoring receivables and other receivables are assessed within this business model.

**TÜRKİYE SİNAİ KALKINMA BANKASI A.Ş.**  
**NOTES TO THE FINANCIAL STATEMENTS**  
**FOR THE INTERIM PERIOD 1 JANUARY- 30 SEPTEMBER 2018**

(Amounts are expressed in thousands of Turkish Lira (TL) unless otherwise stated.)

**SECTION THREE (Continued)**

**ACCOUNTING POLICIES (Continued)**

**VII. Explanations on financial assets (continued)**

**Business model aimed to collect contractual cash flows and sell financial assets:**

This is a model whose objective is achieved by both collecting contractual cash flows and selling financial assets: the Bank may hold financial assets in a business model whose objective is achieved by both collecting contractual cash flows and selling financial assets. Fair value change of the financial assets that are held within the scope of this business model are accounted under other comprehensive income when the contractual terms of the financial asset meet the condition of giving rise on specified dates to cash flows that are solely payments of principal and interest on the principal amount outstanding. Financial assets measured at fair value through other comprehensive income are assessed in this business model.

**Other business models:**

Financial assets are measured at fair value through profit or loss in case they are not held within a business model whose objective is to hold assets to collect contractual cash flows or within a business model whose objective is achieved by both collecting contractual cash flows and selling financial assets. Financial assets measured at fair value through profit/loss and derivative financial assets are assessed in this business model.

**Measurement categories of financial assets and liabilities**

Financial assets are classified in three main categories as listed below:

- Financial assets measured at fair value through profit/loss
- Financial assets measured at fair value through other comprehensive income and
- Financial assets measured at amortized cost

**a. Financial assets at the fair value through profit or loss:**

Financial assets at fair value through profit/loss are financial assets other than the ones that are managed with business model that aimed to hold to collect contractual cash flows or business model that aims to collect both the contractual cash flows and cash flows arising from the sale of the assets; and in case of the contractual terms of the financial asset do not lead to cash flows representing solely payments of principal and interest at certain date; that are either acquired for generating a profit from shortterm fluctuations in prices or are financial assets included in a portfolio aiming to short-term profit making. Financial assets at the fair value through profit or loss are initially recognized at fair value and measured at their fair value after recognition. All gains and losses arising from these valuations are reflected in the income statement. According to uniform chart of accounts explanations interest income earned on financial asset and the difference between their acquisition costs and amortized costs are recorded as “interest income” in the statement of profit or loss. The differences between the amortized costs and the fair values of such assets are recorded under “trading account income/losses” in the statement of profit or loss. In cases where such assets are sold before their maturities, the gains/losses on such sales are recorded under “trading account income/losses”.

**TÜRKİYE SİNAİ KALKINMA BANKASI A.Ş.**  
**NOTES TO THE FINANCIAL STATEMENTS**  
**FOR THE INTERIM PERIOD 1 JANUARY- 30 SEPTEMBER 2018**

(Amounts are expressed in thousands of Turkish Lira (TL) unless otherwise stated.)

**SECTION THREE (Continued)**

**ACCOUNTING POLICIES (Continued)**

**VII. Explanations on financial assets (continued)**

**b. Financial Assets at Fair Value Through Other Comprehensive Income:**

In addition to financial assets within a business model that aims to hold to collect contractual cash flows and aims to hold to sell, financial asset with contractual terms that lead to cash flows are solely payments of principal and interest at certain dates, they are classified as fair value through other comprehensive income. Financial assets at fair value through other comprehensive income are recognized by adding transaction cost to acquisition cost reflecting the fair value of the financial asset. After the recognition, financial assets at fair value through other comprehensive income are measured at fair value. Interest income calculated with effective interest rate method arising from financial assets at fair value through other comprehensive income and dividend income from equity securities are recorded to income statement.

“Unrealized gains and losses” arising from the difference between the amortized cost and the fair value of financial assets at fair value through other comprehensive income are not reflected in the income statement of the period until the acquisition of the asset, sale of the asset, the disposal of the asset, and impairment of the asset and they are accounted under the “Accumulated Other Comprehensive Income or Loss Reclassified Through Profit or Loss” under shareholders’ equity. Equity securities, which are classified as financial assets at fair value through other comprehensive income, that have a quoted market price in an active market and whose fair values can be reliably measured are carried at fair value. Equity securities that do not have a quoted market price in an active market and whose fair values cannot be reliably measured are carried at cost, less provision for impairment.

During initial recognition an entity can choose in a irrevocable was to record the changes of the fair value of the investment in an equity instrument that is not held for trading purposes in the other comprehensive income. In the case of this preference, the dividend from the investment is taken into the financial statements as profit or loss.

**c. Financial Assets Measured at Amortized Cost:**

Financial assets that are held for collection of contractual cash flows where those cash flows represent solely payments of principal and interest are classified as financial assets measured at amortized cost. Financial assets measured at amortized cost are initially recognized at acquisition cost including the transaction costs which reflect the fair value of those instruments and subsequently recognized at amortized cost by using effective interest rate method. Interest income obtained from financial assets measured at amortized cost is accounted in income statement. In the “Fair value through other comprehensive income” and “measured at amortized cost” securities portfolio of the Bank, there are Consumer Price Indexed (CPI) Bonds.

**TÜRKİYE SİNAİ KALKINMA BANKASI A.Ş.**  
**NOTES TO THE FINANCIAL STATEMENTS**  
**FOR THE INTERIM PERIOD 1 JANUARY- 30 SEPTEMBER 2018**

(Amounts are expressed in thousands of Turkish Lira (TL) unless otherwise stated.)

**SECTION THREE (Continued)**

**ACCOUNTING POLICIES (Continued)**

**VII. Explanations on financial assets (continued)**

The Bank considered expected inflation index of future cash flows prevailing at the reporting date while calculating internal rate of return of the Consumer Price Indexed (CPI) marketable securities. The effect of this application is accounted as interest received from marketable securities in the unconsolidated financial statements. These securities are valued and accounted according to the effective interest method based on the real coupon rates and the reference inflation index at the issue date and the estimated inflation rate. As stated in the Investor's Guide of CPI Government Bonds by Republic of Turkey Undersecretariat of Treasury the reference indices used to calculate the actual coupon payment amounts of these securities are based on the previous two months CPI's. The Bank determines the estimated inflation rate accordingly. The inflation rate is estimated by considering the expectancies of the Central Bank and the Bank which are updated as needed within the year.

**d. Loans**

Loans are financial assets that have fixed or determinable payments terms and are not quoted in an active market. Loans are initially recognized at acquisition cost plus transaction costs presenting their fair value and thereafter measured at amortized cost using the "Effective Interest Rate (internal rate of return) Method". Duties paid, transaction costs and other similar expenses on assets received against such risks are considered as a part of transaction cost and charged to customers. Turkish Lira ("TL") cash loans are composed of foreign currency indexed loans and working capital loans; foreign currency ("FC") cash loans are composed of investment loans, export financing loans and working capital loans.

All loans of the bank has classified under Measured at Amortized Cost, after loan portfolio passed the test of " All cash flows from contracts are made only by interest and principal" during the transition period.

Foreign currency indexed loans are converted into TL from the foreign currency rate as of the opening date and followed in TL accounts. Repayments are measured with the foreign currency rate at the payment date, the foreign currency gains and losses are reflected to the income statement.

**VIII. Explanations on impairment of financial assets**

As of 1 January 2018, the Bank recognizes a loss allowance for expected credit losses on financial assets and loans measured at amortized cost, financial assets measured at fair value through other comprehensive income , loan commitments and financial guarantee contracts not measured at fair value through profit/loss based on TFRS 9 and the regulation published in the Official Gazette no. 29750 dated 22 June 2016 in connection with "Procedures and Principals regarding Classification of Loans and Allowances Allocated for Such Loans" effective from 1 January 2018. TFRS 9 impairment requirements are not eligible for equity instruments.

At each reporting date, whether the credit risk on a financial instrument has increased significantly since initial recognition is assessed. The Bank considers the changes in the default risk of financial instrument, when making the assessment.

**Calculation of expected credit losses**

The expected credit loss estimates are required to be unbiased, probability-weighted and include supportable information about past events, current conditions, and forecasts of future economic conditions.

Risk parameters used in TFRS 9 calculations are included in the future macroeconomic information. While macroeconomic information is included, macroeconomic forecasting models and multiple scenarios used in the Internal Capital Assessment Process ("ICAAP") are considered.

**TÜRKİYE SİNAİ KALKINMA BANKASI A.Ş.**  
**NOTES TO THE FINANCIAL STATEMENTS**  
**FOR THE INTERIM PERIOD 1 JANUARY- 30 SEPTEMBER 2018**

(Amounts are expressed in thousands of Turkish Lira (TL) unless otherwise stated.)

**SECTION THREE (Continued)**

**ACCOUNTING POLICIES (Continued)**

**VIII. Explanations on impairment of financial assets (continued)**

**Calculation of expected credit losses (continued)**

Within the scope of TFRS 9, the probability of default (PD), Loss given default (LGD) and Exposure at default (EAD) models have been developed. The models developed under TFRS 9 are based on the following segmentation elements:

- Loan portfolio (corporate /specilization)
- Product type
- Credit risk rating notes (ratings)
- Collateral type
- Duration since origination of a loan
- Remaining time to maturity
- Exposure at default

Probability of Default (PD): PD refers to the likelihood that a loan will default within a specified time horizon given certain characteristics. Based on TFRS 9, two different PDs are used in order to calculate expected credit losses:

- 12-month PD: as the estimated probability of default occurring within the next 12 months following the balance sheet date.
- Lifetime PD: as the estimated probability of default occurring over the remaining life of the financial instrument.

The Bank uses internal rating systems for loan portfolio. The internal rating models used include customer financial information and knowledge of survey responses based on expert judgement. Probability of default calculation has been carried out based on past information, current conditions and forward looking macroeconomic parameters.

Loss Given Default (LGD): If a loan default occurs, it represents the economic loss incurred on the loan. It is expressed as a percentage.

Exposure at Default (EAD): For cash loans, it corresponds to the amount of loan granted as of the reporting date. For non-cash loans and commitments, it is the value calculated through using credit conversion factors. Credit conversion factor corresponds to the factor which adjusts the potential increase of the exposure between the current date and the default date.

Financial assets are divided into three categories depending on the increase in credit risk observed since their initial recognition:

***Stage 1:***

For the financial assets at initial recognition or that do not have a significant increase in credit risk since initial recognition. Impairment for credit risk is recorded in the amount of 12-month expected credit losses. 12-month expected credit loss is calculated based on a probability of default realized within 12 months after the reporting date. Such expected 12-month probability of default is applied on an expected exposure at default, multiplied with loss given default rate and discounted with the original effective interest rate.

***Stage 2:***

In the event of a significant increase in credit risk since initial recognition, the financial asset is transferred to Stage 2. Impairment for credit risk is determined on the basis of the instrument's lifetime expected credit losses. Calculation of expected credit losses is similar to descriptions above, but probability of default and loss given default rates are estimated through the life of the instrument.

**TÜRKİYE SİNAİ KALKINMA BANKASI A.Ş.**  
**NOTES TO THE FINANCIAL STATEMENTS**  
**FOR THE INTERIM PERIOD 1 JANUARY- 30 SEPTEMBER 2018**

(Amounts are expressed in thousands of Turkish Lira (TL) unless otherwise stated.)

**SECTION THREE (Continued)**

**ACCOUNTING POLICIES (Continued)**

**VIII. Explanations on impairment of financial assets (continued)**

**Calculation of expected credit losses (continued)**

**Stage 3:**

Stage 3 includes financial assets that have objective evidence of impairment at the reporting date. For these assets, lifetime expected credit losses are recognized and interest revenue is calculated on the net carrying amount. The probability of default is taken into account as 100%.

The default assessment of the Bank is made according to the following conditions:

1. Objective Default Definition: It means debt having past due more than 90 days. Current definition of default in the Bank and its consolidated financial subsidiaries is based on a more than 90 days past due definition.
2. Subjective Default Definition: It means a debt is considered is unlikely to be paid. Whenever an obligor is considered is unlikely to pay its credit obligations, it should be considered as defaulted regardless of the existence of any past-due amount or of the number of days past due.

**Debt instruments measured at fair value through other comprehensive income**

As of 1 January 2018, the impairment requirements are applies for the recognition and measurement of a loss allowance for financial assets that are measured at fair value through other comprehensive income. However, the loss allowance shall be recognised in other comprehensive income and shall not reduce the carrying amount of the financial asset in the statement of financial position. The expected credit loss is reflected in other comprehensive income and the accumulated amount is recycled to statement of profit/loss following the derecognition of related financial asset.

**Significant increase in credit risk**

As of the reporting date, if the credit risk on a financial instrument has not increased significantly since initial recognition, the loss allowance for that financial instrument is measured at an amount equal to 12-month expected credit losses. However, if there is a significant increase in credit risk of a financial instrument since initial recognition, the Bank measures loss allowance regarding such instrument at an amount equal to lifetime expected credit losses.

The Bank makes qualitative and quantitative assessments regarding assessment of significant increase in credit risk of financial assets to be classified as stage 2 (Significant Increase in Credit Risk).

Within the scope of quantitative assessment, the quantitative reason explaining the significant increase in the credit risk is based on a comparison of the probability of default calculated at the origination of the loan and the probability of default assigned for the same loan as of the reporting date. If there is a significant deterioration in PD , it is considered that there is a significant increase in credit risk and the financial asset is classified as stage 2. In this context, the Bank has calculated thresholds at which point the relative change is a significant deterioration.

When determining the significant increase in bank credit risk, The Bank also assessed the absolute change in the PD date on the transaction date and on the reporting date. If the absolute change in the PD ratio is above the threshold values, the related financial asset is classified as stage 2.

The Bank classifies the financial asset as Stage 2 (Significant Increase in Credit Risk) where any of the following conditions are satisfied as a result of a qualitative assessment:

- Loans overdue more than 30 days as of the reporting date
- Loans classified as watchlist
- When there is a change in the payment plan due to restructuring



**TÜRKİYE SİNAİ KALKINMA BANKASI A.Ş.**  
**NOTES TO THE FINANCIAL STATEMENTS**  
**FOR THE INTERIM PERIOD 1 JANUARY- 30 SEPTEMBER 2018**

(Amounts are expressed in thousands of Turkish Lira (TL) unless otherwise stated.)

**SECTION THREE (Continued)**

**ACCOUNTING POLICIES (Continued)**

**IX. Explanations on offsetting of financial assets and liabilities**

Financial assets and liabilities are offset when the Bank has a legally enforceable right to set off, and when the Bank has the intention of collecting or paying the net amount of related assets and liabilities or when the Bank has the right to offset the assets and liabilities simultaneously. Otherwise, there is not any offsetting transaction about financial assets and liabilities.

**X. Derecognition of financial instruments**

**a) Derecognition of financial assets due to change in contractual terms**

Based on TFRS 9, the renegotiation or modification of the contractual cash flows of a financial asset can lead to the derecognition of the existing financial asset. When the modification of a financial asset results in the derecognition of the existing financial asset and the subsequent recognition of the modified financial asset, the modified asset is considered a 'new' financial asset.

When the Bank assesses the characteristics of the new contractual terms of the financial asset, it evaluates the contractual cash flows including foreign currency rate changes, conversion to equity, counterparty changes and solely principal and interest on principle. When the contractual cash flows of a financial asset are renegotiated or otherwise modified and the renegotiation or modification does not result in the derecognition of that financial asset, it is recalculated the gross carrying amount of the financial asset and recognized a modification gain or loss in profit or loss.

Where all risks and rewards of ownership of the asset have not been transferred to another party and the Bank retains control of the asset, the Bank continues to recognize the remaining portion of the asset and liabilities arising from such asset. When the Bank retains substantially all the risks and rewards of ownership of the transferred asset, the transferred asset continues to be recognized in its entirety and the consideration received is recognized as a liability.

**b) Derecognition of financial assets without any change in contractual terms**

The asset is derecognized if the contractual rights to cash flows from the financial asset are expired or the related financial asset and all risks and rewards of ownership of the asset are transferred to another party. Except for equity instruments measured at fair value through other comprehensive income, the total amount consisting of the gain or loss arising from the difference between the book value and the amount obtained and any accumulated gain directly accounted in equity shall be recognized in profit/loss.

**c) Derecognition of financial liabilities**

It shall be removed a financial liability (or a part of a financial liability) from the statement of financial position when, and only when, it is extinguished when the obligation specified in the contract is discharged or cancelled or expires.

**TÜRKİYE SİNAİ KALKINMA BANKASI A.Ş.**  
**NOTES TO THE FINANCIAL STATEMENTS**  
**FOR THE INTERIM PERIOD 1 JANUARY- 30 SEPTEMBER 2018**

(Amounts are expressed in thousands of Turkish Lira (TL) unless otherwise stated.)

**SECTION THREE (Continued)**

**ACCOUNTING POLICIES (Continued)**

**XI. Explanations on sales and repurchase agreements and lending of securities**

Funds provided under repurchase agreements are accounted under “Funds Provided under Repurchase Agreements-TL” and “Funds Provided under Repurchase Agreements-FC” accounts.

The repurchase agreements of the Bank are based on the Eurobonds and government bonds issued by Republic of Turkey Undersecretariat of Treasury. Marketable securities subject to repurchase agreements are classified under assets at fair value through profit or loss, assets at fair value through other comprehensive income or assets at measured at amortized costs with parallel to classifications of financial instruments. The income and expenses from these transactions are reflected to the interest income and interest expense accounts in the income statement. Receivables from reverse repurchase agreements are recorded in “Receivables from Reverse Repurchase Agreements” account in the balance sheet.

**XII. Explanations on assets held for sale and discontinued operations**

Assets held for sale are measured at the lower of the assets’ carrying amount and fair value less costs to sell. This assets are not amortized and presented separately in the financial statements. In order to classify a tangible fixed asset as held for sale, the asset (or the disposal group) should be available for an immediate sale in its present condition subject to the terms of any regular sales of such asset (or such disposal groups) and the sale should be highly probable. For a highly probable sale, the appropriate level of management must be committed to a plan to sell the asset (or the disposal groups) , and an active programme to complete should be initiated to locate a customer. Also the asset (or the disposal group) should have an active market sale value, which is a reasonable value in relation to its current fair value. Also, the sale is expected to be accounted as a completed sale beginning from one year after the classification date; and the essential procedures to complete the plan should indicate the possibility of making significant changes on the plan or lower probability of cancelling.

Events or circumstances may extend the completion of the sale more than one year. Such assets are still classified as held for sale if there is sufficient evidence that the delay inthe sale process is duue to the events and circumstances occured beyond the control of the entity or the entry remains committed to its plan to sell the asset (or disposal group).

A discontinued operation is a component of a bank that either has been disposed of , or is classified as held for sale. Gains or losses relating to discontinued operations are presented seperately in the income statement.

**TÜRKİYE SİNAİ KALKINMA BANKASI A.Ş.**  
**NOTES TO THE FINANCIAL STATEMENTS**  
**FOR THE INTERIM PERIOD 1 JANUARY- 30 SEPTEMBER 2018**

(Amounts are expressed in thousands of Turkish Lira (TL) unless otherwise stated.)

**SECTION THREE (Continued)**

**ACCOUNTING POLICIES (Continued)**

**XIII. Explanations on goodwill and other intangible assets**

Goodwill arising on the acquisition of a subsidiary or a jointly controlled entity represents the excess of the cost of acquisition over the subsidiary or jointly controlled interest in the net fair value of the identifiable assets, liabilities and contingent liabilities of the subsidiary or jointly controlled entity recognized at the date of acquisition. Goodwill is initially recognized as an asset at cost and is subsequently measured at cost less any accumulated impairment losses. For the purpose of impairment testing, goodwill is allocated to each of the cash-generating units expected to benefit from the synergies of the combination. Cash-generating units to which goodwill has been allocated are tested for impairment annually, or more frequently when there is an indication that the unit may be impaired. If the recoverable amount of the cash-generating unit is less than the carrying amount of the unit, the impairment loss is allocated first to reduce the carrying amount of any goodwill allocated to the unit and then to the other assets of the unit pro-rata on the basis of the carrying amount of each asset in the unit. An impairment loss recognized for goodwill is not reversed in a subsequent period. On disposal of a subsidiary or a jointly controlled entity, the attributable amount of goodwill is included in the determination of the profit or loss on disposal. As of reporting date, The Bank has no goodwill on the unconsolidated financial statements.

Intangible assets that are acquired prior to 1 January 2005 are carried at restated historical cost as of 31 December 2004; and those acquired subsequently are carried at cost less accumulated amortization, and any impairment. Intangible assets are depreciated on a straight line basis over their expected useful lives. Depreciation method and period are reviewed periodically at the end of each year. Intangible assets are mainly composed of rights and they are depreciated principally on a straight-line basis between 1-15 years.

**XIV. Explanations on tangible assets**

Tangible assets rather than real estate, purchased before 1 January 2005, are accounted for at their restated costs as of 31 December 2004 and the assets purchased in the following periods are accounted for at acquisition cost less accumulated depreciation and reserve for impairment. Gain or loss resulting from disposals of the tangible assets is reflected to the income statement as the difference between the net proceeds and net book value. Normal maintenance and repair expenditures are recognized as expense.

As of the third quarter of 2015, the Bank changed its accounting policy and adopted revaluation method on annual basis under scope of Standard on Tangible Fixed Assets (TAS 16) with respect to valuation of immovable included in its building and lands. The amortization periods of real estates are specified in the appraisal's report. In case of the cost of tangible assets over the net realizable value estimated under the "Turkish accounting standards for impairment of assets" (TAS 36), the value of the asset is reduced to its "net realizable value" and are reserved impairment provision associated with expense accounts. The positive difference between appraisement value and net book value of the property is accounted under shareholder' equity. Related valuation models such as cost model, market value and discounted cash flow projections approaches are used in valuation of real estates. There is no pledge, mortgage or any other lien on tangible assets. Tangible assets are depreciated with straight-line method and their useful lives are determined in accordance with the Turkish Accounting Standards.

**TÜRKİYE SİNAİ KALKINMA BANKASI A.Ş.**  
**NOTES TO THE FINANCIAL STATEMENTS**  
**FOR THE INTERIM PERIOD 1 JANUARY- 30 SEPTEMBER 2018**

(Amounts are expressed in thousands of Turkish Lira (TL) unless otherwise stated.)

**SECTION THREE (Continued)**

**ACCOUNTING POLICIES (Continued)**

**XIV. Explanations on tangible assets (continued)**

Depreciation rates and estimated useful lives of tangible assets are as follows.

<b>Tangible Assets</b>	<b>Expected Useful Lives (Years)</b>	<b>Depreciation Rate (%)</b>
Cashvault	4-50	2-25
Vehicles	5	20
Other Tangible Assets	1-50	2-100

**XV. Explanations on leasing transactions**

***The Bank as Lessor***

Amounts due from lessees under finance leases are recorded as receivables at the amount of the Bank's net investment in the leases. The lease payments are allocated as principle and interest. Finance lease income is allocated to accounting periods so as to reflect a constant periodic rate of return on the Bank's net investment outstanding in respect of the leases.

***The Bank as Lessee***

Assets held under finance leases are recognized as assets of the Bank at their fair value at the inception of the lease or, if lower, at the present value of the minimum lease payments. The corresponding liability to the lessor is included in the balance sheet as a finance lease obligation. Lease payments are apportioned between finance charges and reduction of the lease obligation so as to achieve a constant rate of interest on the remaining balance of the liability. Finance charges are included in profit or loss in accordance with the Bank's general policy on borrowing costs. Tangible assets acquired by financial leases are amortized based on the useful lives of the assets.

**XVI. Explanations on provisions and contingent liabilities**

Provisions are recognized when there is a present obligation due to a past event, it is probable that an outflow of resources embodying economic benefits will be required to settle the obligation and a reliable estimate can be made of the amount of the obligation. If aforesaid criteria did not form, the Bank discloses the issues mentioned in notes to financial statements. Provisions are determined by using the Bank's best expectation of expenses in fulfilling the obligation, and discounted to present value if material.

***Explanations on contingent assets***

Contingent assets consist of unplanned or other unexpected events that usually cause a possible inflow of economic benefits to the Bank. Since recognition of the contingent assets in the financial statements would result in the accounting of an income, which may never be generated, the related assets are not included in the financial statements; on the other hand, if the inflow of the economic benefits of these assets to the Bank is probable, an explanation is made thereon in the footnotes of the financial statements. Nevertheless, the developments related to the contingent assets are constantly evaluated and in case the inflow of the economic benefit to the Bank is almost certain, the related asset and the respective income are recognized in the financial statements of the period in which the change occurred. Severance pay according to the current laws and collective bargaining agreements in Turkey, is paid in case of retirement or dismissal.

**TÜRKİYE SİNAİ KALKINMA BANKASI A.Ş.**  
**NOTES TO THE FINANCIAL STATEMENTS**  
**FOR THE INTERIM PERIOD 1 JANUARY- 30 SEPTEMBER 2018**

(Amounts are expressed in thousands of Turkish Lira (TL) unless otherwise stated.)

**SECTION THREE (Continued)**

**ACCOUNTING POLICIES (Continued)**

**XVII. Explanations on liabilities regarding employee benefits**

Bank calculates a provision for severance pay to allocate that employees need to be paid upon retirement or involuntarily leaving by estimating the present value of probable amount. There is no indemnity obligations related to the employees who are employed with contract of limited duration exceeding 12 month period. Actuarial gains and losses are accounted under Shareholder's Equity since 1 January 2013 in accordance with the Revised TAS 19. Employees of the Bank are members of “Türkiye Sınai Kalkınma Bankası Anonim Şirketi Memur ve Müstahdemleri Yardım ve Emekli Vakfı” and “Türkiye Sınai Kalkınma Bankası A.Ş. Mensupları Munzam Sosyal Güvenlik ve Yardımlaşma Vakfı” (“the Pension Fund”). Technical financial statements of those funds are subject to audit in accordance with the Insurance Law and provisions of “Regulations on Actuaries” issued based on the related law by an actuary registered in the Actuarial Registry.

Paragraph 1 of the provisional Article 23 of the Banking Act (“Banking Act”) No: 5411 published in the Official Gazette No: 25983 on 1 November 2005 requires the transfer of banking funds to the Social Security Institution within 3 years as of the enactment date of the Banking Act. Under the Banking Act, in order to account for obligations, actuarial calculations will be made considering the income and expenses of those funds by a commission consisting of representatives from various institutions. Such calculated obligation shall be settled in equal instalments in maximum 15 years. Nonetheless, the related Article of the Banking Law was annulled by the Constitutional Court’s decision No: E. 2005/39 and K. 2007/33 dated 22 March 2007 that were published in the Official Gazette No: 26479 on 31 March 2007 as of the release of the related decision, and the execution of this article was cancelled as of its publication of the decision and the underlying reasoning for the cancellation of the related article was published in the Official Gazette No: 26731 on 15 December 2007.

After the publication of the reasoning of the cancellation decision of the Constitutional Court, articles related with the transfer of banks pension fund participants to Social Security Institution based on Social Security Law numbered 5754 were accepted by the Grand National Assembly of Turkey on 17 April 2008 and published in the Official Gazette No: 26870 on 8 May 2008.

Present value for the liabilities of the transferees as of the transfer date would be calculated by a commission that involves representatives of Social Security Institution, Ministry of Finance, Turkish Treasury, State Planning Organization, BRSA, SDIF, banks and banks’ pension fund institutions and technical interest rate, used in actuarial account, would be 9,80%. If salaries and benefits paid by the pension fund of banks and income and expenses of the pension funds in respect of the insurance branches, stated in the Law, exceeds the salaries and benefits paid under the regulations of Social Security Institution, such differences would be considered while calculating the present value for the liabilities of the transferees and the transfers are completed within 3 years beginning from 1 January 2008.

According to the provisional Article 20 of 73th article of Law No. 5754 dated 17 April 2008, has become effective on 8 May 2008 and was published in the Official Gazette No: 26870, transfer of Pension Funds to Social Security Institution in three years has been anticipated. Related resolution of the Council of Ministers related to four-year extension was published in the Official Gazette No: 28227 dated 8 March 2012. It has been resolved that the transfer process has been extended two year with Council of Ministers’ Decree, has become effective on 9 April 2011 and was published in the Official Gazette No: 27900. The transfer had to be completed until 8 May 2013. Accordingly, it has been resolved that, one more year extension with Council of Minister Decree No: 2013/467, has become effective on 3 May 2013 and was published in the Official Gazette No: 28636 and transfer need to be completed until 8 May 2014. However, it has been decided to extend the time related to transfer by the decision of Council of Minister published in the Official Gazette No. 28987 dated 30 April 2014 for one more year due to not to realize the transfer process.

**TÜRKİYE SİNAİ KALKINMA BANKASI A.Ş.**  
**NOTES TO THE FINANCIAL STATEMENTS**  
**FOR THE INTERIM PERIOD 1 JANUARY- 30 SEPTEMBER 2018**

(Amounts are expressed in thousands of Turkish Lira (TL) unless otherwise stated.)

**SECTION THREE (Continued)**

**ACCOUNTING POLICIES (Continued)**

**XVII. Explanations on liabilities regarding employee benefits (continued)**

In accordance with the Health and Safety Law which became effective on 4 April 2015 and published in the Official Gazette No: 29335 and dated 23 April 2015 and together with some amendments and statutory decree, Council of Ministers authorized for the determination of transfer date to the Social Security institution and the transfer of Pension Fund was postponed to an unknown date. There is no decision taken by the Cabinet with regards to issue at the date of financial statements. Unmet social benefits and payments of the pension fund participants and other employees that receive monthly income although they are within the scope of the related settlement deeds would be met by pension funds and the institutions employ these participants after the transfer of pension funds to the Social Security Institution. The present value of the liabilities, subject to the transfer to the Social Security Institution, of the Pension Fund as of 31 December 2017 has been calculated by an independent actuary in accordance with the actuarial assumptions in the Law and as per actuarial report dated 16 January 2018. There is no need for technical or actual deficit to book provision as of 31 December 2017. In addition, the Bank's management anticipates that any liability that may come out during the transfer period and after, in the context expressed above, would be financed by the assets of the Pension Fund and would not cause any extra burden on the Bank.

**XVIII. Explanations on taxation**

The income tax charge is composed of the sum of current tax charge and deferred tax benefit or charge. The current tax liability is calculated over taxable profit for the year. Taxable profit differs from profit as reported in the income statement because it excludes items of income or expense that are taxable or deductible and it further excludes items that are never taxable or deductible. 22% is used in the calculation of the corporate tax. In accordance with the Temporary Article 10 added to the Corporate Tax Law, Corporate Tax will be applied as 22% for corporate earnings for the taxation periods of 2018, 2019 and 2020.

Deferred tax asset or liability is recognized on differences between the carrying amounts of assets and liabilities in the financial statements and the corresponding tax bases used in the computation of taxable profit, and currently enacted tax rates are used to determine deferred tax on income. Deferred tax liabilities are generally recognized for all taxable temporary differences and deferred tax assets are recognized for all deductible temporary differences to the extent that it is probable that taxable profits will be available against which those deductible temporary differences can be utilized.

As of 1 January 2018, the Bank started calculating deferred tax for the expected credit losses for Stage 1 and Stage 2 with the transition to TFRS 9.

Such assets and liabilities are not recognized if the temporary difference arises from goodwill or from the initial recognition of other assets and liabilities in a transaction that affects neither the taxable profit nor the accounting profit.

The carrying amount of deferred tax assets is reviewed at each reporting date. Deferred tax is reduced to the extent that it is no longer probable that sufficient taxable profits will be available to allow all or part of the asset to be recovered. Deferred tax assets and liabilities are measured at the tax rates that are expected to apply in the period in which the liability is settled or the asset realized and reflected in the income statement as expense or income. Moreover, if the deferred tax is related with items directly recorded under the equity in the same or different period, deferred tax is also associated directly with equity. Deferred tax assets and liabilities are also offset.

According to the second paragraph of the Article 53 of the Banking Act No 5411 dated 19 October 2005, all specific reserves for loans and other receivables are considered as deductible expense for determining corporate tax base.

**TÜRKİYE SİNAİ KALKINMA BANKASI A.Ş.**  
**NOTES TO THE FINANCIAL STATEMENTS**  
**FOR THE INTERIM PERIOD 1 JANUARY- 30 SEPTEMBER 2018**

(Amounts are expressed in thousands of Turkish Lira (TL) unless otherwise stated.)

**SECTION THREE (Continued)**

**ACCOUNTING POLICIES (Continued)**

**XVIII. Explanations on taxation (continued)**

*Transfer pricing*

Transfer pricing is regulated through article 13 of Corporate Tax Law titled “Transfer Pricing Through Camouflage of Earnings”. Detailed information for the practice regarding the subject is found in the “General Communiqué Regarding Camouflage of Earnings Through Transfer Pricing”. According to the aforementioned regulations, in the case of making purchase or sales of goods or services with relevant persons/corporations at a price that is determined against “arm’s length principle”, the gain is considered to be distributed implicitly through transfer pricing and such distribution of gains is not subject to deductions in means of corporate tax.

**XIX. Additional explanations on borrowings**

The Bank borrows funds from domestic and foreign institutions borrowing from money market and issues marketable securities in domestic and foreign markets when needed.

The funds borrowed are recorded at their purchase costs and valued at amortized costs using the effective interest method. Some of the securities issued by the Bank and resources used with fixed interest rates are subject to fair value hedge accounting. While the credit risk and rediscounted accumulated interest on hedging liabilities are recorded in the income statement under the interest expense, the credit risk and net amount excluding accumulated interest results from hedge accounting are accounted in the income statement under the derivative financial instruments gains/losses by fair value. All other borrowing costs are recorded to the income statement at the period they are incurred.

**XX. Explanations on share certificates issued**

In the meeting of the General Assembly held on 23 March 2018, it has been resolved that, paid in capital of the Bank will be increased from TL 2.400.000 to TL 2.800.000 by adding TL 400.000. In respect of the resolution of the General Assembly, all of this increase will be incorporated from the profit of the year 2017. The increase in paid-in capital was approved by the BRSA on 26 April 2018 and disclosed in the dated 7 June 2018 and numbered 9605 Turkish Trade Registry Gazette.

In the meeting of the General Assembly held on 23 March 2017, it has been resolved that, paid-in capital of the Bank will be increased from TL 2.050.000 to TL 2.400.000 by adding TL 350.000. In respect of the resolution of the General Assembly, all of this increase will be incorporated from the profit of the year 2016. The increase in paid-in capital was approved by the BRSA on 27 April 2017 and disclosed in the dated 12 June 2017 and numbered 9345 Turkish Trade Registry Gazette.

**XXI. Explanations on acceptances**

Acceptances are realized simultaneously with the payment dates of the customers and they are presented as commitments in the off-balance sheet accounts.

**XXII. Explanations on government incentives**

The Bank does not use government incentives.

**TÜRKİYE SİNAİ KALKINMA BANKASI A.Ş.**  
**NOTES TO THE FINANCIAL STATEMENTS**  
**FOR THE INTERIM PERIOD 1 JANUARY- 30 SEPTEMBER 2018**

(Amounts are expressed in thousands of Turkish Lira (TL) unless otherwise stated.)

**SECTION THREE (Continued)**

**ACCOUNTING POLICIES (Continued)**

**XXIII. Explanations on segment reporting**

In accordance with its mission, the Bank mainly operates in corporate and investment banking segments. The corporate banking is serving financial solutions and banking services for its medium and large-scale corporate customers. Services given to corporate customers are; investment credits, project financing, TL and foreign exchange operating loans, letters of credit, letters of guarantees and foreign trade transaction services covering letters of guarantee with external guarantees.

Income from the activities of investment banking includes income from the operations of Treasury and Corporate Finance. Under the investment banking activities, portfolio management for corporate, marketable securities intermediary activities, cash flow management and all types of corporate finance services is provided. The segmental allocation of the Bank's net profit, total assets and total liabilities are shown below.

<b>Current Period</b>	<b>Corporate Banking</b>	<b>Investment Banking</b>	<b>Other</b>	<b>Total</b>
Net Interest Income	521.992	639.594	-	1.161.586
Net Fees and Commission Income	15.176	(1.959)	-	13.217
Other Income	-	-	169.153	169.153
Other Expense	(372.855)	(148.913)	(159.818)	(681.586)
Profit Before Tax	164.313	488.722	9.335	662.370
Tax Provision				(171.344)
<b>Net Profit</b>				<b>491.026</b>
<b>Current Period</b>				
Segment Assets	32.999.176	8.536.598	1.359.338	42.895.112
Investment in Associates and Subsidiaries	-	-	658.155	658.155
<b>Total Assets</b>	<b>32.999.176</b>	<b>8.536.598</b>	<b>2.017.493</b>	<b>43.553.267</b>
Segment Liabilities	36.747.762	1.093.110	1.807.670	39.648.542
Shareholders' Equity	-	-	3.904.725	3.904.725
<b>Total Liabilities</b>	<b>36.747.762</b>	<b>1.093.110</b>	<b>5.712.395</b>	<b>43.553.267</b>

<b>Prior Period (1)</b>	<b>Corporate Banking</b>	<b>Investment Banking</b>	<b>Other</b>	<b>Total</b>
Net Interest Income	357.969	369.437	-	727.406
Net Fees and Commission Income	11.632	(2.659)	(53)	8.920
Other Income	199	-	20.124	20.323
Other Expense	(50.131)	(56.790)	(82.922)	(189.843)
Profit Before Tax	319.669	309.988	(62.851)	566.806
Tax Provision				(114.543)
<b>Net Profit</b>				<b>452.263</b>
<b>Prior Period (2)</b>				
Segment Assets	22.294.423	5.799.030	371.947	28.465.400
Investment in Associates and Subsidiaries	-	-	444.852	444.852
<b>Total Assets</b>	<b>22.294.423</b>	<b>5.799.030</b>	<b>816.799</b>	<b>28.910.252</b>
Segment Liabilities	24.312.703	398.797	664.035	25.375.535
Shareholders' Equity	-	-	3.534.717	3.534.717
<b>Total Liabilities</b>	<b>24.312.703</b>	<b>398.797</b>	<b>4.198.752</b>	<b>28.910.252</b>

(1) It includes information for 30 September 2017.

(2) It includes information for 31 December 2017.



**TÜRKİYE SİNAİ KALKINMA BANKASI A.Ş.**  
**NOTES TO THE FINANCIAL STATEMENTS**  
**FOR THE INTERIM PERIOD 1 JANUARY- 30 SEPTEMBER 2018**

(Amounts are expressed in thousands of Turkish Lira (TL) unless otherwise stated.)

**SECTION THREE (Continued)**

**ACCOUNTING POLICIES (Continued)**

**XXIV. Explanations on other matters**

**1. Changes Related to Previous Period Financial Statements**

**Effects of the change of TAS 27**

According to Communiqué published on the Official Gazette dated 9 April 2015 no.29321 related to the amendments to the Turkish Accounting Standard 27 (TAS 27) “Separate Financial Statements” an option was recognized to account to cost of assets investments of subsidiaries, joint ventures and associates while applying TFRS 9 “Financial Instruments” standart or Turkish Accounting Standard 28 (TAS 28) for “Investments in Associates and Joint Ventures” through the equity method.

As of 1 January 2018, the Bank has started to account its financial subsidiaries and associates using the equity method defined in TAS 28, Investments in Associates and Joint Ventures, and prepared the financial statements as of 31 March 2018 and 30 June 2018 in accordance with this standard.

Considering the temporary negative effects of the fluctuations in foreign exchange markets on the net operating profit of the subsidiaries and associates, as of 31 August 2018 the equity method application has been withdrawn and it has been decided to be valued at fair value in accordance with TFRS 9 standards. The carrying amount of the financial subsidiaries and associates is measured at fair value in accordance with TFRS 9, and the valuation difference is recognized in “Accumulated Other Comprehensive Income or Loss Not Reclassified Through Profit or Loss” in the financial statements of the Bank. Therefore, restatement in the financial statements as of 31 March 2018 and 30 June 2018 has been withdrawn.

**2. Disclosures of TFRS 9 Financial Instruments**

TFRS 9 Financial Instruments (“TFRS 9”) published by Public Oversight Accounting and Auditing Standards Authority (“POA”) in the Official Gazette numbered 29953 dated 19 January 2017 has been started to apply in lieu of TAS 39 Financial Instruments: “Accounting and Measurement” starting from 1 January 2018. TFRS 9 sets out the new principles for the classification and measurement of financial instruments, impairment for credit risk on financial assets and general hedge accounting.

According to paragraph 15 of Article 7 of TFRS 9 Financial Instruments Standards published in the Official Gazette numbered 29953 dated 19 January 2017, it is stated that it is not compulsory to restate previous period information in accordance with TFRS 9 and if the previous period information is not revised, it is stated that the difference between the book value of 1 January 2018 at the date of application should be reflected in the opening aspect of equity. The explanations about the transition effects to TFRS 9 presented in the equity items under the scope of this article are given below.

**TÜRKİYE SİNAİ KALKINMA BANKASI A.Ş.**  
**NOTES TO THE FINANCIAL STATEMENTS**  
**FOR THE INTERIM PERIOD 1 JANUARY- 30 SEPTEMBER 2018**

(Amounts are expressed in thousands of Turkish Lira (TL) unless otherwise stated.)

**SECTION THREE (Continued)**

**ACCOUNTING POLICIES (Continued)**

**XXIV. Explanations on other matters (continued)**

**2. Disclosures of TFRS 9 Financial Instruments (continued)**

**a) Reconciliation of the opening balances of the provision for expected credit losses to TFRS 9**

The table below shows the reconciliation of the provision for impairment of the Bank as of 31 December 2017 and the provision for the expected loss model as measured in accordance with TFRS 9 as of 1 January 2018.

	<b>Book Value Before TFRS 9</b>	<b>Remeasurements</b>	<b>Book Value Before TFRS 9</b>
	<b>31 December 2017</b>	<b>(6)</b>	<b>1 January 2018</b>
<b>Loans</b>	<b>166.592</b>	<b>111.703</b>	<b>278.295</b>
Stage 1	107.597	41.109	148.706
Stage 2	9.473	72.091	81.564
Stage 3	49.522	(1.497)	48.025
<b>Financial Assets (1)</b>	<b>3.125</b>	<b>527</b>	<b>3.652</b>
<b>Other Assets (2)</b>	<b>1.809</b>	<b>(1.084)</b>	<b>725</b>
<b>Other Receivables as Loan (3)</b>	<b>25.824</b>	<b>(25.824)</b>	<b>-</b>
<b>Non-Cash Loans (4)</b>	<b>2.446</b>	<b>1.769</b>	<b>4.215</b>
Stage 1	2.439	1.760	4.199
Stage 2	7	9	16
<b>Other Provision (5)</b>	<b>90.000</b>	<b>(90.000)</b>	<b>-</b>
<b>Total</b>	<b>289.796</b>	<b>(2.909)</b>	<b>286.887</b>

(1) Within the scope of TFRS 9, provisions include provisions for Financial Assets Measured at Amortized Cost, Fair Value Through Other Comprehensive Income, Receivables from Banks and Receivables from Money Markets

(2) Within the scope of TFRS 9, provisions include provisions for Other Assets.

(3) Before TFRS 9, provisions include provisions for transaction as loan as described in the article 48 of Banking Law No 5411 .

(4) According to TFRS 9 articles, expected credit loss for non-cash loans is presented "Other Provision" in liabilities.

(5) As of 31 December 2017, the provision amounting to TL 90.000 for the risks related to the loan portfolio is recorded as income as of 1 January 2018. This provision was included in the first group as of 1 January 2018 and is allocated as an additional general provision for customers who may be subject to the second group.

(6) As of 1 January 2018 deferred tax amounting to TL 32.750 is calculated for general loan loss provision.

**b) Effects on equity with TFRS 9 transition**

The amounting to TL 2.909 difference which is an income between the provision for impairment of the previous period of the Bank and the provision for loss that is measured in accordance with TFRS 9 impairment model as of 1 January 2018 is classified as "Prior years' income/losses" in shareholders' equity.

As stated in the Communiqué on "Uniform Chart of Accounts and Prospectus" issued on 20 September 2017, for general provisions (TFRS 9 expected loss provisions for the loans at first and second stages), deferred tax assets calculation has started as of 1 January 2018. Within this scope, deferred tax assets amounting to TL 32.750 have been reflected to the opening financials of 1 January 2018 and the related amount has been classified under "Prior years' income/losses" in shareholders' equity.

**TÜRKİYE SİNAİ KALKINMA BANKASI A.Ş.**  
**NOTES TO THE FINANCIAL STATEMENTS**  
**FOR THE INTERIM PERIOD 1 JANUARY- 30 SEPTEMBER 2018**

(Amounts are expressed in thousands of Turkish Lira (TL) unless otherwise stated.)

**SECTION THREE (Continued)**

**ACCOUNTING POLICIES (Continued)**

**XXV. Explanations on prior period accounting policies not valid for the current period**

"TFRS 9 Financial Instruments" has been started applying instead of "TAS 39 Financial Instruments: Recognition and Measurement" as of 1 January 2018. Accounting policies lost their validity with the transition of TFRS 9 are given below.

**1. Explanations on financial assets**

The Bank categorizes its financial assets as "Fair value through profit/loss", "Available-for-sale", "Loans and receivables" or "Held-to-maturity". Sale and purchase transactions of the financial assets mentioned above are recognized and derecognized at the "Settlement dates". The appropriate classification of financial assets of the Bank is determined at the time of purchase by the Bank management, taking into consideration the purpose of the investment.

"TFRS 9 Financial Instruments" standard came into effect instead of "TAS 39 Financial Instruments: Recognition and Measurement" as of 1 January 2018. Accounting policies lost their validity with the transition of TFRS 9 are given below:

Financial assets at fair value through profit and loss: These transactions are classified in two categories. (i) Trading securities for the purposes of short term profit taking through sale or buying back in a near future. (ii) The financial assets classified at the inception as financial assets at fair value through profit or loss by the Bank. The Bank uses such classification above when permitted or for the purposes of providing a more proper disclosure. In this category, trading securities are initially recognized at cost and measured at fair value on the financial statements. Fair values of securities that are traded in an active market are determined based on quoted prices or current market prices.

Gains or losses resulting from such valuation are recorded in the profit and loss accounts. As per the explanations of the Uniform Code of Accounts (UCA), any positive difference between the historical cost and amortized cost of financial assets are booked under the "Interest Income" account, and in case the fair value of the asset is over the amortized cost, the positive difference is booked under the "Gains on Securities Trading" account. If the fair value is under the amortized cost, the negative difference is booked under the "Losses on Securities Trading" account. Any profit or loss resulting from the disposal of those assets before their maturity date is recognized within the framework of the same principles.

Available for sale financial assets are initially recognized at cost including the transaction costs. The interest income related to securities with fixed and variable interest under available for sale financial assets are recorded in interest income. After the initial recognition, available for sale securities are measured at fair value and the unrealized gain/loss originating from the difference between the amortized cost and the fair value is recorded in "Marketable Securities Value Increase Fund" under the equity. All unquoted available for sale stocks are recorded by considering impairment, since respective fair values cannot be reliably measured. At the disposal of available for sale financial assets, value increases/decreases that are recorded in the securities value increase fund under equity are transferred to income statement.

**TÜRKİYE SİNAİ KALKINMA BANKASI A.Ş.**  
**NOTES TO THE FINANCIAL STATEMENTS**  
**FOR THE INTERIM PERIOD 1 JANUARY- 30 SEPTEMBER 2018**

(Amounts are expressed in thousands of Turkish Lira (TL) unless otherwise stated.)

**SECTION THREE (Continued)**

**ACCOUNTING POLICIES (Continued)**

**XXV. Explanations on prior period accounting policies not valid for the current period (continued)**

**1. Explanations on financial assets (continued)**

The Bank considered expected inflation index of future cash flows prevailing at the reporting date while calculating internal rate of return of the Consumer Price Indexed (CPI) marketable securities. The effect of this application is accounted as interest received from marketable securities in the unconsolidated financial statements.

Investments held to maturity include securities with fixed or determinable payments and fixed maturity where there is an intention of holding till maturity and the relevant conditions for fulfilment of such intention, including the funding ability. This portfolio excludes loans and receivables. After initial recognition held to maturity investments are measured at amortized cost by using internal rate of return less impairment losses, if any. Interest income earned from held-to-maturity investments is recognized as interest income on income statement.

In the securities portfolio of the Bank, there are Consumer Price Indexed (CPI) Government Bonds. These securities are valued and accounted according to the effective interest method based on the real coupon rates and the reference inflation index at the issue date and the estimated inflation rate. As stated in the Investor's Guide of CPI Government Bonds by Republic of Turkey Undersecretariat of Treasury the reference indices used to calculate the actual coupon payment amounts of these securities are based on the previous two months CPI's. The Bank determines the estimated inflation rate accordingly. The inflation rate is estimated by considering the expectancies of the Central Bank and the Bank which are updated as needed within the year.

Loans:

Loans are financial assets which have fixed payment terms and are not traded. Loans are initially recognized at cost and measured at amortized cost by using effective interest rate. The duties, charges and other expenses paid for the collaterals obtained against loans are accepted as part of transaction costs and reflected to customers. Turkish Lira ("TL") cash loans are composed of foreign currency indexed loans and working capital loans; foreign currency ("FC") cash loans are composed of investment loans, export financing loans and working capital loans.

Provision is set for the loans that may be doubtful and the amount is charged in the current period income statement as well as their classification to non-performing loans as per the related regulations. The collections made related to loans including those on non-performing loans for which provision is made in the current period are recorded in "Provision for Loans and Other Receivables (including received from Loans and receivables with doubtful collectability)" and "Interest Received from Non-performing Loans" account.

Releases of loan loss provisions are recorded by reversing the provisions booked during the year and the collections made related to loan losses previously accounted for are recorded to collections related to the prior period expenses.

Loans are classified and followed in line with the provisions of the "Regulation on Identification of Loans and Other Receivables and Provisioning against Them", published on the Official Gazette No: 26333 dated 1 November 2006. Specific provision is allocated for the total amount of loans and other receivables, which is deemed non-performing, without being restricted by the minimum legal requirements stated in the related regulation, and such specific provisions are recognized in the income statement.

**TÜRKİYE SİNAİ KALKINMA BANKASI A.Ş.**  
**NOTES TO THE FINANCIAL STATEMENTS**  
**FOR THE INTERIM PERIOD 1 JANUARY- 30 SEPTEMBER 2018**

(Amounts are expressed in thousands of Turkish Lira (TL) unless otherwise stated.)

**SECTION THREE (Continued)**

**ACCOUNTING POLICIES (Continued)**

**XXV. Explanations on prior period accounting policies not valid for the current period (continued)**

**1. Explanations on financial assets (continued)**

The provisions, which are released within the same year, are credited to the “Provision Expenses” account and the released parts of the provisions from the previous years are transferred to and recognized in the “Other Operating Income” account. Other than specific provisions, the Bank provides general loan loss provision for loans and other receivables classified in accordance with the Regulation on Identification of and Provision against Non-Performing Loans and Other Receivables.

**2. Explanations on forward and option contracts and derivative instruments**

The Bank is exposed to financial risk which depends on changes in foreign exchange rates and interest rates due to activities and as part of banking activities uses derivative instruments to manage financial risk that especially associated with fluctuations in foreign exchange and interest rate. Mainly derivative instruments used by the Bank are foreign currency forwards, swaps and option agreements. The derivative financial instruments are accounted for at their fair values as of the date of the agreements entered into and subsequently valued at fair value. The derivative instruments including both economic hedges and derivatives specified as hedging items are classified as either “trading purposes” or “hedging purposes” as per the Turkish Accounting Standards (“TAS 39”) “Financial Instruments: Recognition and Measurement”.

**3. Explanations on interest income and expenses**

Interest income and expenses are recognized in the income statement for all interest bearing instruments on an accrual basis using the effective interest method (the rate that equalizes the future cash flows of financial assets and liabilities to the current net book value). In accordance with the related regulation, realized and unrealized interest accruals of the non-performing loans are reversed and interest income related to these loans are recorded as interest income only when collected.

**4. Explanations on interest income and expenses**

Interest income and expenses are recognized in the income statement for all interest bearing instruments on an accrual basis using the effective interest method (the rate that equalizes the future cash flows of financial assets and liabilities to the current net book value). In accordance with the related regulation, realized and unrealized interest accruals of the non-performing loans are reversed and interest income related to these loans are recorded as interest income only when collected.

**5. Explanations on impairment on financial assets**

At each reporting date, the Bank evaluates the carrying amounts of its financial asset or a group of financial assets to determine whether there is an objective indication that those assets have suffered an impairment loss. If any such indication exists, the Bank determines the related impairment. A financial asset or a financial asset group incurs impairment loss only if there is an objective evidence related to the occurrence of one or more than one event (“loss event”) after the first recognition of that asset; and such loss event (or events) causes, an impairment as a result of the effect on the reliable estimate of the expected future cash flows of the related financial asset and asset group. Irrespective of high probability the expected losses for future events are not recognized.

**TÜRKİYE SİNAİ KALKINMA BANKASI A.Ş.**  
**NOTES TO THE FINANCIAL STATEMENTS**  
**FOR THE INTERIM PERIOD 1 JANUARY- 30 SEPTEMBER 2018**

(Amounts are expressed in thousands of Turkish Lira (TL) unless otherwise stated.)

**SECTION THREE (Continued)**

**ACCOUNTING POLICIES (Continued)**

**XXV. Explanations on prior period accounting policies not valid for the current period (continued)**

**6. Explanations on fees and commission income and expenses**

Fees and commissions received from cash loans, that are not an integral part of the effective interest rate, and fees for various banking services are recorded as income when collected. Fees and commissions paid for the funds borrowed, which are not integral parts of the effective interest rate of the funds borrowed, are recorded as expense on the date of the payment. The fees and commission income and expenses obtained from cash and non-cash loans are recorded under income and expense accounts in the related period by discounting with effective interest method according to matching principle. Commission income received from non-cash loans are recorded on accrual basis.

**7. Explanations on taxation**

Deferred tax asset had not been provided over provisions for general loan loss provisions according to the circular of BRSA numbered BRSA.DZM.2/13/1-a-3 and dated 8 December 2004. Deferred tax rate calculation has started to be measured over temporary expected provision losses differences according to TFRS 9 articles from 1 January 2018. Deferred tax calculation is not made for free provisions. Deferred tax, related to items recognized directly in equity is also credited or charged directly to equity.

**TÜRKİYE SİNAİ KALKINMA BANKASI A.Ş.**  
**NOTES TO THE FINANCIAL STATEMENTS**  
**FOR THE INTERIM PERIOD 1 JANUARY- 30 SEPTEMBER 2018**

(Amounts are expressed in thousands of Turkish Lira (TL) unless otherwise stated.)

**SECTION FOUR**

**INFORMATION ON FINANCIAL STRUCTURE AND RISK MANAGEMENT**

**I. Explanations related to shareholders' equity**

Total capital and Capital adequacy ratio have been calculated in accordance with the “Regulation on Equity of Banks” and “Regulation on Measurement and Assessment of Capital Adequacy of Banks”. As of 30 September 2018, the capital adequacy ratio of Bank has been calculated as 17,86% (31 December 2017:17,05%). Capital adequacy ratio has been calculated in accordance with recent requirements of BRSA numbered 10578 dated 13 August 2018 related to amount subject to credit risk, numbered 10513 dated 12 August 2018 related to the valuation differences of the securities included in the “ Financial Assests at Fair Value through Other Comprehensive Income”, and foreign exchange rate used in the preparation of financial statements as of 30 June 2018 are considered for the calculation.

	<b>Current Period</b>	<b>Prior Period</b>
<b>CORE EQUITY TIER 1 CAPITAL</b>		
Paid-in capital to be entitled for compensation after all creditors	2.800.374	2.400.374
Share premiums	-	-
Reserves	518.691	432.528
Other comprehensive income according to TAS	371.594	198.640
Profit	526.685	595.668
Current Period Profit	491.026	595.668
Prior Period Profit	35.659	-
Bonus shares from associates, subsidiaries and joint-ventures not accounted in current period's profit	-	-
<b>Core Equity Tier 1 Capital Before Deductions</b>	<b>4.217.344</b>	<b>3.627.210</b>
<b>Deductions from Core Equity Tier 1 Capital</b>		
Valuation adjustments calculated as per the 1 <sup>st</sup> clause of article 9.(i) of the Regulation on Bank Capital	-	-
Current and prior periods' losses not covered by reserves, and losses accounted under equity according to TAS	22.316	92.666
Leasehold improvements on operational leases	3.902	5.032
Goodwill (net of related tax liability)	-	-
Other intangible assets other than mortgage-servicing rights (net of related tax liability)	1.554	1.312
Deferred tax assets that rely on future profitability excluding those arising from temporary differences (net of related tax liability)	-	-
Differences are not recognized at the fair value of assets and liabilities subject to hedge of cash flow risk	-	-
Communiqué Related to Principles of the amount credit risk calculated with the Internal Ratings Based Approach, total expected loss amount exceeds the total provision	-	-
Gains arising from securitization transactions	-	-
Unrealized gains and losses due to changes in own credit risk on fair valued liabilities	-	-
Net amount of defined benefit plans	173	173
Investments in own common equity	-	-
Shares obtained against article 56, paragraph 4 of Banking Law	-	-
Total of net long positions of the investments in equity items of unconsolidated banks and financial institutions where the bank does not own 10% or less of the issued share capital exceeding the 10% threshold of above Tier I capital	-	-
Total of net long positions of the investments in equity items of unconsolidated banks and financial institutions where the bank owns 10% or more of the issued share capital exceeding the 10% threshold of above Tier I capital	98.336	-
Mortgage servicing rights not deducted	-	-
Excess amount arising from deferred tax assets from temporary differences	-	-
Amount exceeding 15% of the common equity as per the 2nd clause of the Provisional Article 2 of the Regulation on the Equity of Banks	-	-

**TÜRKİYE SİNAİ KALKINMA BANKASI A.Ş.**  
**NOTES TO THE FINANCIAL STATEMENTS**  
**FOR THE INTERIM PERIOD 1 JANUARY- 30 SEPTEMBER 2018**

(Amounts are expressed in thousands of Turkish Lira (TL) unless otherwise stated.)

**SECTION FOUR (Continued)**

**INFORMATION ON FINANCIAL STRUCTURE AND RISK MANAGEMENT (Continued)**

**I. Explanations related to shareholders' equity (continued)**

Excess amount arising from deferred tax assets from temporary differences	-	-
Excess amount arising from mortgage servicing rights	-	-
Excess amount arising from deferred tax assets based on temporary differences	-	-
Other items to be defined by the BRSA	-	-
Deductions from Tier I capital in cases where there are no adequate additional Tier I or Tier II capitals	-	-
<b>Total Regulatory Adjustments to Tier I Capital</b>	<b>126.281</b>	<b>99.183</b>
<b>Core Equity Tier I Capital</b>	<b>4.091.063</b>	<b>3.528.027</b>
<b>ADDITIONAL TIER 1 CAPITAL</b>		
Preferred Stock not Included in Core Equity and the Related Share Premiums	-	-
Debt instruments and the related issuance premiums defined by the BRSA	-	-
Debt instruments and the related issuance premiums defined by the BRSA (Temporary Article 4)	-	-
<b>Additional Tier I Capital before Deductions</b>	-	-
<b>Deductions from Additional Tier I Capital</b>		
Direct and indirect investments of the Bank in its own Additional Tier I Capital	-	-
Investments of Bank to Banks that invest in Bank's additional equity and components of equity issued by financial institutions with compatible with Article 7.	-	-
Total of net long positions of the investments in equity items of unconsolidated banks and financial institutions where the bank owns 10% or less of the issued share capital exceeding the 10% threshold of above Tier I capital	-	-
The total of net long position of the direct or indirect investments in additional Tier I capital of unconsolidated banks and financial institutions where the bank owns more than 10% of the issued share capital	-	-
Other items to be defined by the BRSA	-	-
<b>Items to be Deducted from Tier I Capital during the Transition Period</b>		
Goodwill and other intangible assets and related deferred tax liabilities which will not deducted from Core Equity Tier 1 capital for the purposes of the first sub-paragraph of the Provisional Article 2 of the Regulation on Banks' Own Funds (-)	-	328
Net deferred tax asset/liability which is not deducted from Core Equity Tier 1 capital for the purposes of the sub-paragraph of the Provisional Article 2 of the Regulation on Banks' Own Funds (-)	-	-
Deductions to be made from common equity in the case that adequate Additional Tier I Capital or Tier II Capital is not available (-)	-	-
<b>Total Deductions From Additional Tier I Capital</b>	-	<b>328</b>
<b>Total Additional Tier I Capital</b>	-	-
<b>Total Tier I Capital (Tier I Capital=Core Equity Tier I Capital+Additional Tier I Capital)</b>	<b>4.091.063</b>	<b>3.527.699</b>
<b>TIER II CAPITAL</b>		
Debt instruments and the related issuance premiums defined by the BRSA	1.777.500	1.125.750
Debt instruments and the related issuance premiums defined by the BRSA (Temporary Article 4)	-	-
Provisions (Article 8 of the Regulation on the Equity of Banks)	415.743	150.275
<b>Tier II Capital Before Deductions</b>	<b>2.193.243</b>	<b>1.276.025</b>
<b>Deductions From Tier II Capital</b>		
Direct and indirect investments of the Bank on its own Tier II Capital (-)	-	-
Investments of Bank to Banks that invest on Bank's Tier 2 and components of equity issued by financial institutions with the conditions declared in Article 8.	-	-
Total of net long positions of the investments in equity items of unconsolidated banks and financial institutions where the Bank owns 10% or less of the issued share capital exceeding the 10% threshold of above Common Equity Tier I capital (-)	-	-



**TÜRKİYE SİNAİ KALKINMA BANKASI A.Ş.**  
**NOTES TO THE FINANCIAL STATEMENTS**  
**FOR THE INTERIM PERIOD 1 JANUARY- 30 SEPTEMBER 2018**

(Amounts are expressed in thousands of Turkish Lira (TL) unless otherwise stated.)

**SECTION FOUR (Continued)**

**INFORMATION ON FINANCIAL STRUCTURE AND RISK MANAGEMENT (Continued)**

**I. Explanations related to shareholders' equity (continued)**

Total of net long positions of the investments in Tier II Capital items of unconsolidated banks and financial institutions where the bank owns 10% or more of the issued share capital	-	-
Other items to be defined by the BRSA (-)	-	-
<b>Total Deductions from Tier II Capital</b>	-	-
<b>Total Tier II Capital</b>	<b>2.193.243</b>	<b>1.276.025</b>
<b>Total Capital (The sum of Tier I Capital and Tier II Capital)</b>	<b>6.284.306</b>	<b>4.803.724</b>
<b>Deductions from Total Capital</b>		
Loans granted against the articles 50 and 51 of the banking law	-	-
Net book values of movables and immovables exceeding the limit defined in the article 57, clause 1 of the Banking law and the assets acquired against overdue receivables and held for sale but retained more than five years	-	-
Other items to be defined by the BRSA	-	-
<b>Items to be Deducted from sum of Tier I and Tier II (Capital) during the Transition Period</b>		
The Sum of net long positions of investments (the portion which exceeds the 10% of Banks Common Equity) in the capital of banking and financial entities that are outside the scope of regulatory consolidation, where the bank does not own more than 10% of the issued common share capital of the entity which will not deducted from Common Equity Tier I capital, Additional Tier I capital, Tier II capital for the purposes of the first sub-paragraph of the Provisional Article 2 of the Regulation on Banks' Own Funds	-	-
The Sum of net long positions of investments in the Additional Tier I capital and Tier II capital of banking, and financial entities that are outside the scope of regulatory consolidation, where the bank does not own more than 10% of the issued common share capital of the entity which will not deducted from Common Equity Tier I capital, Additional Tier I capital, Tier II capital for the purposes of the first sub-paragraph of the Provisional Article 2 of the Regulation on Banks' Own Funds	-	-
The Sum of net long positions of investments in the common stock of banking and financial entities that are outside the scope of regulatory consolidation, where the bank does not own more than 10% of the issued common share capital of the entity, mortgage servicing rights, deferred tax assets arising from temporary differences which will not deducted from Core Equity Tier I capital for the purposes of the first sub-paragraph of the Provisional Article 2 of the Regulation on Banks' Own Funds	-	-
<b>CAPITAL</b>		
Total Capital (Total of Tier I Capital and Tier II Capital)	6.284.306	4.803.724
Total Risk Weighted Assets	35.187.294	28.175.215
<b>CAPITAL ADEQUACY RATIOS</b>		
Core Capital Adequacy Ratio (%)	11,63	12,52
Tier I Capital Adequacy Ratio (%)	11,63	12,52
Capital Adequacy Ratio (%)	17,86	17,05
<b>BUFFERS</b>		
Total buffer requirement (%)	1,886	1,255
Capital conservation buffer requirement (%)	1,875	1,250
Bank specific counter-cyclical buffer requirement (%)	0,011	0,005
Systematic significant buffer (%)	-	-
The ratio of Additional Core Equity Tier I capital which will be calculated by the first paragraph of the Article 4 of Regulation on Capital Conservation and Countercyclical Capital Buffers to risk weighted assets	5,63	8,02
<b>Amounts below the Excess Limits as per the Deduction Principles</b>		
Total of net long positions of the investments in equity items of unconsolidated banks and financial institutions where the bank owns 10% or less of the issued share capital	-	-
Total of net long positions of the investments in Tier I capital of unconsolidated banks and financial institutions where the bank owns more than 10% or less of the issued share capital	418.940	328.237
Remaining mortgage servicing rights	-	-
Excess amount arising from deferred tax assets from temporary differences	-	-

**TÜRKİYE SİNAİ KALKINMA BANKASI A.Ş.**  
**NOTES TO THE FINANCIAL STATEMENTS**  
**FOR THE INTERIM PERIOD 1 JANUARY- 30 SEPTEMBER 2018**

(Amounts are expressed in thousands of Turkish Lira (TL) unless otherwise stated.)

**SECTION FOUR (Continued)**

**INFORMATION ON FINANCIAL STRUCTURE AND RISK MANAGEMENT (Continued)**

**I. Explanations related to shareholder's equity (continued)**

<b>Limits Related to Provisions Considered in Tier II Calculation</b>		
General reserves for receivables where the standard approach used (before tenthousandtwentyfive limitation)	450.802	150.275
Up to 1,25% of total risk-weighted amount of general reserves for receivables where the standard approach used	415.743	150.275
Excess amount of total provision amount to credit risk amount of the Internal Ratings Based Approach in accordance with the Communiqué on the Calculation	-	-
Excess amount of total provision amount to 0,6% of risk weighted receivables of credit risk amount of the Internal Ratings Based Approach in accordance with the Communiqué on the Calculation	-	-
<b>Debt instruments subjected to Article 4</b>		
<b>(to be implemented between 1 January 2018 and 1 January 2022)</b>	-	-
Upper limit for Additional Tier I Capital subjected to Temporary Article 4	-	-
Amounts Excess the Limits of Additional Tier I Capital subjected to Temporary Article 4	-	-
Upper limit for Additional Tier II Capital subjected to Temporary Article 4	-	-
Amounts Excess the Limits of Additional Tier II Capital subjected to Temporary Article 4	-	-

**Explanations on the reconciliation between amounts related to equity items and on balance sheet**

There are no differences between the amounts related to equity items and on balance sheet figures.

**TÜRKİYE SİNAİ KALKINMA BANKASI A.Ş.**  
**NOTES TO THE FINANCIAL STATEMENTS**  
**FOR THE INTERIM PERIOD 1 JANUARY- 30 SEPTEMBER 2018**

(Amounts are expressed in thousands of Turkish Lira (TL) unless otherwise stated.)

**SECTION FOUR (Continued)**

**INFORMATION ON FINANCIAL STRUCTURE AND RISK MANAGEMENT (Continued)**

**I. Explanations related to shareholders' equity (continued)**

**Details on Subordinated Liabilities**

Issuer	Türkiye Sınai Kalkınma Bankası A.Ş.
Unique identifier (eg CUSIP, ISIN etc.)	XS1584113184
Governing law(s) of the instrument	BRSA, Cominque on Subordinated Liabilities of CMB numbered CMB-II-31.1
<b>Regulatory treatment</b>	
Subject to 10% deduction as of 1/1/2015	No
Eligible on unconsolidated and/or consolidated basis	Eligible on unconsolidated and consolidated
Instrument type	Secondary subordinated loan which is categorized in subordinated loans equalling bill of exchanges
Amount recognized in regulatory capital (Currency in mil, as of most recent reporting date – Million USD )	300
Par value of instrument (Million USD)	300
Accounting classification	347011 (Liability) - Subordinated Loans
Original date of issuance	28 March 2017
Perpetual or dated	Dated
Original starting and maturity date	28 March 2017 - 29 March 2027 (10 years)
Issuer call subject to prior supervisory approval	Yes
Optional call date, contingent call dates and redemption amount	There is an early repayment option on 29 March 2022 (After 5th year)
Subsequent call dates, if applicable	After 5th year only for once
Fixed or floating dividend/coupon	Fixed / semiannually coupon payment, principal payment at the maturity
Coupon rate and any related index	7,625%
Existence of a dividend stopper	None
Fully discretionary, partially discretionary or mandatory	None
Existence of step up or other incentive to redeem	None
Noncumulative or cumulative	Noncumulative
<b>Convertible or non-convertible</b>	
If convertible, conversion trigger (s)	None
If convertible, fully or partially	None
If convertible, conversion rate	None
If convertible, mandatory or optional conversion	None
If convertible, specify instrument type convertible into	None
If convertible, specify issuer of instrument it converts into	None
<b>Write-down feature</b>	
If write-down, write-down trigger(s)	According to number 5411 article, 71th article of Law of Banking and number 6102 article of Turkish Code of Commerce, if BRSA has seem in case of default.
If write-down, full or partial	Full or Partial
If write-down, permanent or temporary	Permanent
If temporary write-down, description of write-up mechanism	None
Position in subordination hierarchy in liquidation (specify instrument type immediately senior to instrument)	After the senior creditors, before the TIER 1 subdebt, same with TIER 2.
In compliance with article number 7 and 8 of "Own fund regulation"	Based on the conditions written on 8th article.
Details of incompliances with article number 7 and 8 of "Own fund regulation"	Not based on the conditions written on 7th article.

**TÜRKİYE SİNAİ KALKINMA BANKASI A.Ş.**  
**NOTES TO THE FINANCIAL STATEMENTS**  
**FOR THE INTERIM PERIOD 1 JANUARY- 30 SEPTEMBER 2018**

(Amounts are expressed in thousands of Turkish Lira (TL) unless otherwise stated.)

**SECTION FOUR (Continued)**

**INFORMATION ON FINANCIAL STRUCTURE AND RISK MANAGEMENT (Continued)**

**II. Explanations related to currency risk**

No long or short position is taken due to the uncertainties and changes in the markets therefore; no exposure to foreign currency risk is expected. However, possible foreign currency risks are calculated on monthly basis under the standard method in the foreign currency risk table and their results are reported to the official authorities and the Bank's top management. Thus, foreign currency risk is closely monitored. Foreign currency risk, as a part of general market risk, is also taken into consideration in the calculation of Capital Adequacy Standard Ratio.

No short position is taken regarding foreign currency risk, whereas, counter position is taken for any foreign currency risks arising from customer transactions as to avoid foreign currency risk.

Announced current foreign exchange buying rates of the Bank as at reporting date and the previous five working days in US Dollar and Euro are as follows:

	<b>1 US Dollar</b>	<b>1 Euro</b>
<b>The Bank's "Foreign Exchange Valuation Rate"</b>		
30 September 2018	5,9250	6,8991
<b><u>Prior Five Workdays:</u></b>		
28 September 2018	5,9250	6,8991
27 September 2018	6,0400	7,0692
26 September 2018	6,0500	7,1154
25 September 2018	6,0300	7,0810
24 September 2018	6,2700	7,3597

Simple arithmetic thirty-day averages of the US Dollar and Euro buying rates of the Bank before the reporting date are full TL 6,2263 and 7,2634 respectively.

**TÜRKİYE SİNAİ KALKINMA BANKASI A.Ş.**  
**NOTES TO THE FINANCIAL STATEMENTS**  
**FOR THE INTERIM PERIOD 1 JANUARY- 30 SEPTEMBER 2018**

(Amounts are expressed in thousands of Turkish Lira (TL) unless otherwise stated.)

**SECTION FOUR (Continued)**

**INFORMATION ON FINANCIAL STRUCTURE AND RISK MANAGEMENT (Continued)**

**II. Explanations related to currency risk (continued)**

**Information on the Bank's foreign currency risk:**

<b>Current Period</b>	<b>Euro</b>	<b>US Dollar</b>	<b>Other FC</b>	<b>Total</b>
<b>Assets</b>				
Cash (Cash in Vault, Foreign Currency Cash, Money in Transit, Checks Purchased, Precious Metals) and Balances with the Central Bank of Turkey	366.266	551.350	68.315	985.931
Banks	5.165	554.371	2.408	561.944
Financial Assets at Fair Value Through Profit or Loss (1)	40.446	106.242	2.998	149.686
Money Market Placements	-	-	-	-
Financial Assets at Fair Value Through Other Comprehensive Income	89.897	1.272.796	-	1.362.693
Loans (2)	14.932.549	16.172.111	-	31.104.660
Subsidiaries, Associates and Entities Under Common Control (Joint Vent.)	-	-	-	-
Financial Assets Measured at Amortized Cost	-	482.652	-	482.652
Derivative Financial Assets for Hedging Purposes	-	-	-	-
Tangible Assets	-	-	-	-
Intangible Assets	-	-	-	-
Other Assets (3)	142.226	989.369	-	1.131.595
<b>Total Assets</b>	<b>15.576.549</b>	<b>20.128.891</b>	<b>73.721</b>	<b>35.779.161</b>
<b>Liabilities</b>				
Bank Deposits	-	-	-	-
Foreign Currency Deposits	-	-	-	-
Money Market Borrowings	133.541	76.609	-	210.150
Funds Provided From Other Financial Institutions	13.423.957	14.259.505	-	27.683.462
Marketable Securities Issued (4)	-	9.781.641	-	9.781.641
Miscellaneous Payables	5.758	114.000	39	119.797
Derivative Financial Liabilities for Hedging Purposes (5)	-	330.189	-	330.189
Other Liabilities (6)	33.530	69.597	2.435	105.562
<b>Total Liabilities</b>	<b>13.596.786</b>	<b>24.631.541</b>	<b>2.474</b>	<b>38.230.801</b>
<b>Net Balance Sheet Position</b>	<b>1.979.763</b>	<b>(4.502.650)</b>	<b>71.247</b>	<b>(2.451.640)</b>
<b>Net Off-Balance Sheet Position</b>	<b>(1.919.281)</b>	<b>4.447.752</b>	<b>(70.078)</b>	<b>2.458.393</b>
Financial Derivative Assets	2.100.725	8.639.724	193.254	10.933.703
Financial Derivative Liabilities	(4.020.006)	(4.191.972)	(263.332)	(8.475.310)
Non-Cash Loans (7)	1.960.378	1.480.269	37.763	3.478.410
<b>Prior Period</b>				
Total Assets	9.646.190	12.775.650	75.794	22.497.634
Total Liabilities	9.440.023	14.273.931	2.704	23.716.658
<b>Net Balance Sheet Position</b>	<b>206.167</b>	<b>(1.498.281)</b>	<b>73.090</b>	<b>(1.219.024)</b>
<b>Net Off –Balance Sheet Position</b>	<b>(194.420)</b>	<b>1.508.745</b>	<b>(72.110)</b>	<b>1.242.215</b>
Financial Derivative Assets	1.090.414	4.529.407	487.346	6.107.167
Financial Derivative Liabilities	(1.284.834)	(3.020.662)	(559.456)	(4.864.952)
Non-Cash Loans (7)	883.016	1.125.806	1.891	2.010.713

(1) Includes derivative financial assets amounting to TL 348.678. Exchange rate differences arising from derivative transactions amounting to TL 198.992 is deducted from "Financial Assets at Fair Value Through Profit and Loss".

(2) Loans include TL 2.483.288 foreign currency indexed loans, TL 149.681 financial lease receivables, TL 629.380 non-performing loans, and TL (111.360) credit-impaired losses (stage III / special provision ).

(3) Forward foreign exchange purchase transaction rediscounts amounting to TL 15, prepaid expenses amounting to TL 652, 12 months expected credit loss for other assets amounting to TL (1.043) are not included other assets.

(4) Includes Tier 2 subordinated bonds which are classified on the balance sheet as subordinated loans.

(5) Derivative financial liabilities for hedging purposes has classified in line of derivative financial liabilities in financial statement.

(6) Marketable securities value increase fund amounting to TL (112.944), exchange rate differences arising from derivative transactions amounting to TL 182.995, forward foreign exchange purchase transaction rediscounts amounting to TL 176, and other provisions amounting to TL 8.179 have not been included in "Other Liabilities".

(7) Has no effect on net off-balance sheet position.

**TÜRKİYE SİNAİ KALKINMA BANKASI A.Ş.**  
**NOTES TO THE FINANCIAL STATEMENTS**  
**FOR THE INTERIM PERIOD 1 JANUARY- 30 SEPTEMBER 2018**

(Amounts are expressed in thousands of Turkish Lira (TL) unless otherwise stated.)

**SECTION FOUR (Continued)**

**INFORMATION ON FINANCIAL STRUCTURE AND RISK MANAGEMENT (Continued)**

**III. Explanations related to interest rate risk**

Interest rate sensitivity of the assets, liabilities and off-balance sheet items are measured by the Bank. General and specific interest rate risk tables in the standard method, by including assets and liabilities, are taken into account in determination of Capital Adequacy Standard Ratio and to calculate the overall interest rate risk of the Bank.

Forecast results, which have been formed using estimation-simulation reports are prepared and then the effects of fluctuations in interest rates are evaluated with sensitivity and scenario analysis. Cash requirement for every maturity period are determined based on maturity distribution analysis (Gap). In addition, a positive spread between the yield on assets and the cost of liabilities is kept while determining interest rates.

The amount of local borrowings is very low considering the total liabilities of the Bank. As the Bank is a development and investment bank, it obtains most of the funding from abroad.

The fluctuations in interest rates are controlled with interest rate risk tables, gap analysis, scenario analysis and stress tests, its effect in assets and liabilities and the probable changes in cash flows are being screened. The Bank screens many risk control ratios including the markets risk ratio to the sum of risk weighted assets and the ratio of the value at risk calculated as per the internal model to the equity.

Under the scope of risk policies, continuous controls are made to prevent assets or shareholders' equity from adverse effects because of fluctuations in interest rates or liquidity difficulties and top management, the Board of Directors and the Audit Committee are informed of these risks.

**TÜRKİYE SİNAİ KALKINMA BANKASI A.Ş.**  
**NOTES TO THE FINANCIAL STATEMENTS**  
**FOR THE INTERIM PERIOD 1 JANUARY- 30 SEPTEMBER 2018**

(Amounts are expressed in thousands of Turkish Lira (TL) unless otherwise stated.)

**SECTION FOUR (Continued)**

**INFORMATION ON FINANCIAL STRUCTURE AND RISK MANAGEMENT (Continued)**

**III. Explanations related to interest rate risk (continued)**

*Information related to the interest rate sensitivity of assets, liabilities and off-balance sheet items (based on repricing dates)*

Current Period	Up to 1 Month	1-3 Months	3-12 Months	1-5 Years	5 Years and Over	Non-interest bearing (1)	Total (2)
<b>Assets</b>							
Cash (Cash in Vault, Foreign Currency Cash, Money in Transit, Checks Purchased) and Balances with the Central Bank of Turkey	559.142	-	-	-	-	434.468	993.610
Banks (2)	533.368	-	-	-	-	28.889	562.257
Financial Assets at Fair Value Through Profit and Loss (3)	318.561	681.925	383.529	205.101	-	-	1.589.116
Money Market Placements (2)	-	6.979	-	-	-	-	6.979
Financial Assets at Fair Value Through Other Comprehensive Income (2)	437.280	395.849	446.159	1.856.102	244.741	67.842	3.447.973
Loans (2)	4.143.605	9.817.806	11.333.237	6.451.158	1.253.370	-	32.999.176
Financial Assets Measured at Amortized Cost (2)	223.498	233.636	1.065.096	180.875	301.407	-	2.004.512
Other Assets (2)	-	-	-	-	-	1.949.644	1.949.644
<b>Total Assets</b>	<b>6.215.454</b>	<b>11.136.195</b>	<b>13.228.021</b>	<b>8.693.236</b>	<b>1.799.518</b>	<b>2.480.843</b>	<b>43.553.267</b>
<b>Liabilities</b>							
Bank Deposits	-	-	-	-	-	-	-
Other Deposits	-	-	-	-	-	-	-
Money Market Borrowings	240.876	91	-	-	-	-	240.967
Miscellaneous Payables	-	-	-	-	-	123.779	123.779
Marketable Securities Issued (4)	-	-	-	8.004.141	1.777.500	-	9.781.641
Funds Provided from Other Financial Institutions	1.695.800	9.493.901	9.590.781	4.395.151	2.642.631	-	27.818.264
Other Liabilities (5)	325.878	454.677	430.113	187.275	-	4.190.673	5.588.616
<b>Total Liabilities</b>	<b>2.262.554</b>	<b>9.948.669</b>	<b>10.020.894</b>	<b>12.586.567</b>	<b>4.420.131</b>	<b>4.314.452</b>	<b>43.553.267</b>
<b>Balance Sheet Long Position</b>	<b>3.952.900</b>	<b>1.187.526</b>	<b>3.207.127</b>	<b>-</b>	<b>-</b>	<b>-</b>	<b>8.347.553</b>
<b>Balance Sheet Short Position</b>	<b>-</b>	<b>-</b>	<b>-</b>	<b>(3.893.331)</b>	<b>(2.620.613)</b>	<b>(1.833.609)</b>	<b>(8.347.553)</b>
Off-Balance Sheet Long Position	-	-	-	9.778.199	624.594	-	10.402.793
Off-Balance Sheet Short Position	(5.793.106)	(1.521.840)	(2.669.092)	-	-	-	(9.984.038)
<b>Total Position</b>	<b>(1.840.206)</b>	<b>(334.314)</b>	<b>538.035</b>	<b>5.884.868</b>	<b>(1.996.019)</b>	<b>(1.833.609)</b>	<b>418.755</b>

(1) Amounts in investments in associates and subsidiaries, deferred tax asset, tangible and intangible assets, other assets, other miscellaneous liabilities, shareholders' equity, provisions and tax liability are presented in non-interest bearing column, in order to reconcile the total assets and liabilities on the balance sheet.

(2) Cash and balances with the Central Bank of Turkey amounting TL 318, banks amounting to TL 8, financial assets at fair value through other comprehensive income amounting to TL 342, loans and financial leasing receivables amounting to TL 438.637, financial asset measured at amortized cost amounting to TL 1.543, and other assets amounting to TL 1.223 are shown with expected credit loss by offsetting.

(3) Includes derivative financial assets amounting to TL 1.589.116 in financial statement.

(4) Includes Tier 2 subordinated bonds which are classified on the balance sheet as subordinated loans.

(5) Borrower funds amounting to TL 13.840 are presented in "Other Liabilities" within 1-month maturity column.

**TÜRKİYE SİNAİ KALKINMA BANKASI A.Ş.**  
**NOTES TO THE FINANCIAL STATEMENTS**  
**FOR THE INTERIM PERIOD 1 JANUARY- 30 SEPTEMBER 2018**

(Amounts are expressed in thousands of Turkish Lira (TL) unless otherwise stated.)

**SECTION FOUR (Continued)**

**INFORMATION ON FINANCIAL STRUCTURE AND RISK MANAGEMENT (Continued)**

**III. Explanations related to interest rate risk (continued)**

*Information related to the interest rate sensitivity of assets, liabilities and off-balance sheet items (based on repricing dates)*

Prior Period	Up to 1 Month	1-3 Months	3-12 Months	1-5 Years	5 Years and Over	Non-interest bearing (1)	Total
<b>Assets</b>							
Cash (Cash in Vault, Foreign Currency Cash, Money in Transit, Checks Purchased) and Balances with the Central Bank of Turkey	420.135	-	-	-	-	426.996	847.131
Banks	-	-	-	-	-	6.452	6.452
Financial Assets at Fair Value Through Profit and Loss	74.832	147.030	79.523	25.403	-	-	326.788
Money Market Placements	-	-	-	-	-	-	-
Available-for-Sale Financial Assets	88.570	155.606	1.047.061	971.432	755.623	68.552	3.086.844
Loans	3.387.581	6.649.087	8.107.041	3.372.960	714.344	-	22.231.013
Held-to-Maturity Investments	201.806	723.091	409.824	-	197.326	-	1.532.047
Other Assets	1.851	-	3.861	46.593	11.105	816.567	879.977
<b>Total Assets</b>	<b>4.174.775</b>	<b>7.674.814</b>	<b>9.647.310</b>	<b>4.416.388</b>	<b>1.678.398</b>	<b>1.318.567</b>	<b>28.910.252</b>
<b>Liabilities</b>							
Bank Deposits	-	-	-	-	-	-	-
Other Deposits	-	-	-	-	-	-	-
Money Market Borrowings	779.112	87	34.122	-	-	-	813.321
Miscellaneous Payables	-	-	-	-	-	54.944	54.944
Marketable Securities Issued (2)	-	-	-	3.746.229	1.146.236	-	4.892.465
Funds Provided from Other Financial Institutions	3.728.663	6.477.021	3.969.277	2.343.537	2.163.230	-	18.681.728
Other Liabilities (3)	44.825	128.938	98.428	46.791	5.004	4.143.808	4.467.794
<b>Total Liabilities</b>	<b>4.552.600</b>	<b>6.606.046</b>	<b>4.101.827</b>	<b>6.136.557</b>	<b>3.314.470</b>	<b>4.198.752</b>	<b>28.910.252</b>
Balance Sheet Long Position	-	1.068.768	5.545.483	-	-	-	6.614.251
Balance Sheet Short Position	(377.825)	-	-	(1.720.169)	(1.636.072)	(2.880.185)	(6.614.251)
Off-Balance Sheet Long Position	35.614	-	-	4.878.400	412.774	-	5.326.788
Off-Balance Sheet Short Position	-	(1.508.556)	(3.750.901)	-	-	-	(5.259.457)
<b>Total Position</b>	<b>(342.211)</b>	<b>(439.788)</b>	<b>1.794.582</b>	<b>3.158.231</b>	<b>(1.223.298)</b>	<b>(2.880.185)</b>	<b>67.331</b>

(1) Amounts in investments in associates and subsidiaries, deferred tax asset, tangible and intangible assets, other assets, other miscellaneous liabilities and shareholders' equity, provisions, and tax liability are presented in non-interest bearing column, in order to reconcile the total assets and liabilities on the balance sheet.

(2) Borrower funds amounting to TL 12.901 are presented in "Other Liabilities" within 1-month maturity column.

(3) Includes Tier 2 subordinated bonds which are classified on the balance sheet as subordinated loans.



**TÜRKİYE SİNAİ KALKINMA BANKASI A.Ş.**  
**NOTES TO THE FINANCIAL STATEMENTS**  
**FOR THE INTERIM PERIOD 1 JANUARY- 30 SEPTEMBER 2018**

(Amounts are expressed in thousands of Turkish Lira (TL) unless otherwise stated.)

**SECTION FOUR (Continued)**

**INFORMATION ON FINANCIAL STRUCTURE AND RISK MANAGEMENT (Continued)**

**III. Explanations related to interest rate risk (continued)**

*Average interest rates applied to monetary financial instruments: %*

	<b>Euro</b>	<b>US Dollar</b>	<b>Yen</b>	<b>TL</b>
<b>Current Period</b>				
<b>Assets</b>				
Cash (Cash in Vault, Foreign Currency Cash, Money in Transit, Checks Purchased) and Balances with the Central Bank of Turkey	-	1,52	-	7,28
Banks	-	2,12	-	-
Financial Assets at Fair Value Through Profit and Loss	-	-	-	-
Money Market Placements	-	-	-	28,00
Financial Assets at Fair Value Through Other Comprehensive Income	5,62	4,33	-	14,43
Loans	4,42	7,14	-	18,47
Financial Assets Measured at Amortized Cost	-	6,79	-	16,02
<b>Liabilities</b>				
Bank Deposits	-	-	-	-
Other Deposits	-	-	-	-
Money Market Borrowings	0,75	1,50	-	15,00
Miscellaneous Payables	-	-	-	-
Marketable Securities Issued (1)	-	5,71	-	-
Borrower Funds	0,75	1,50	-	15,00
Funds Provided From Other Financial Institutions	0,97	3,19	-	11,32

(1) Includes Tier 2 subordinated bonds which are classified on the balance sheet as subordinated loans.

**TÜRKİYE SİNAİ KALKINMA BANKASI A.Ş.**  
**NOTES TO THE FINANCIAL STATEMENTS**  
**FOR THE INTERIM PERIOD 1 JANUARY- 30 SEPTEMBER 2018**

(Amounts are expressed in thousands of Turkish Lira (TL) unless otherwise stated.)

**SECTION FOUR (Continued)**

**INFORMATION ON FINANCIAL STRUCTURE AND RISK MANAGEMENT (Continued)**

**III. Explanations related to interest rate risk (continued)**

*Average interest rates applied to monetary financial instruments in prior period: %*

	<b>Euro</b>	<b>US Dollar</b>	<b>Yen</b>	<b>TL</b>
<b>Prior Period</b>				
<b>Assets</b>				
Cash (Cash in Vault, Foreign Currency Cash, Money in Transit, Checks Purchased) and Balances with the Central Bank of Turkey	-	1,43	-	3,48
Banks	-	-	-	-
Financial Assets at Fair Value Through Profit and Loss	-	-	-	-
Money Market Placements	-	-	-	-
Available-for-Sale Financial Assets	5,61	4,55	-	11,71
Loans	4,00	6,16	-	14,73
Held-to-Maturity Investments	-	5,59	-	11,69
<b>Liabilities</b>				
Bank Deposits	-	-	-	-
Other Deposits	-	-	-	-
Money Market Borrowings	0,28	0,50	-	12,27
Miscellaneous Payables	-	-	-	-
Marketable Securities Issued (1)	-	5,67	-	-
Borrower Funds	0,25	0,50	-	8,00
Funds Provided From Other Financial Institutions	0,99	2,37	-	9,00

(1) Includes Tier 2 subordinated bonds which are classified on the balance sheet as subordinated loans.

**TÜRKİYE SİNAİ KALKINMA BANKASI A.Ş.**  
**NOTES TO THE FINANCIAL STATEMENTS**  
**FOR THE INTERIM PERIOD 1 JANUARY- 30 SEPTEMBER 2018**

(Amounts are expressed in thousands of Turkish Lira (TL) unless otherwise stated.)

**SECTION FOUR (Continued)**

**INFORMATION ON FINANCIAL STRUCTURE AND RISK MANAGEMENT (Continued)**

**IV. Explanations related to stock position risk**

The Bank is exposed to equity shares risk arising from investments on firms traded in Borsa Istanbul (BIST). The Bank classifies its share certificate investments both as financial assets at fair value through profit or loss and financial assets at fair value through other comprehensive income and net profit/loss of the Bank is not affected unless the Bank sells share certificates in financial assets at fair value through profit or loss portfolio.

**Equity shares risk due from banking book**

The table below is the comparison table of the Bank's share certificate instruments' book value, fair value and market value.

<b>Current Period</b>	<b>Comparison</b>		
<b>Share Certificate Investments</b>	<b>Book Value</b>	<b>Fair Value</b>	<b>Market Value</b>
<b>Investment in Shares-Grade A</b>	<b>473.031</b>	<b>-</b>	<b>473.031</b>
Quoted	473.031	-	473.031
<b>Investment in Shares-Grade B</b>	<b>67.902</b>	<b>-</b>	<b>67.902</b>
Quoted	67.902	-	67.902

<b>Prior Period</b>	<b>Comparison</b>		
<b>Share Certificate Investments</b>	<b>Book Value</b>	<b>Fair Value</b>	<b>Market Value</b>
<b>Investment in Shares-Grade A</b>	<b>313.164</b>	<b>-</b>	<b>313.164</b>
Quoted	313.164	-	313.164
<b>Investment in Shares-Grade B</b>	<b>77.891</b>	<b>-</b>	<b>77.891</b>
Quoted	77.891	-	77.891

On the basis of the following table, private equity investments in sufficiently diversified portfolios, type and amount of other risks, cumulative realized gains and losses arising from selling and liquidation in the current period, total unrealized gains and losses, total revaluation increases of trading positions on stock market and their amount that included to core capital and supplementary capital are shown.

**TÜRKİYE SİNAİ KALKINMA BANKASI A.Ş.**  
**NOTES TO THE FINANCIAL STATEMENTS**  
**FOR THE INTERIM PERIOD 1 JANUARY- 30 SEPTEMBER 2018**

(Amounts are expressed in thousands of Turkish Lira (TL) unless otherwise stated.)

**SECTION FOUR (Continued)**

**INFORMATION ON FINANCIAL STRUCTURE AND RISK MANAGEMENT (Continued)**

**IV. Explanations related to stock position risk (continued)**

**Equity shares risk due from banking book (continued)**

Current Period	Realized	Revaluation Value Increases		Unrealized Gains and Losses		
Portfolio	Revenues and Losses in the Period	Total	Included in Core Capital	Total	Included in Core Capital	Included in Supplementary Capital
Private Equity Investments	-	-	-	-	-	-
Share Certificates Quoted on a Stock Exchange	-	211.679	211.679	-	-	-
Other Share Certificates	-	49.283	49.283	-	-	-
<b>Total</b>	-	<b>260.962</b>	<b>260.962</b>	-	-	-

Prior Period	Realized	Revaluation Value Increases		Unrealized Gains and Losses		
Portfolio	Revenues and Losses in the Period	Total	Included in Core Capital	Total	Included in Core Capital	Included in Supplementary Capital
Private Equity Investments	-	-	-	-	-	-
Share Certificates Quoted on a Stock Exchange	-	75.054	75.054	-	-	-
Other Share Certificates	-	12.634	12.634	-	-	-
<b>Total</b>	-	<b>87.688</b>	<b>87.688</b>	-	-	-

**SECTION FOUR (Continued)**

**INFORMATION ON FINANCIAL STRUCTURE AND RISK MANAGEMENT (Continued)**

**V. Explanations related to the liquidity risk management and liquidity coverage ratio (continued)**

**1. Explanations related to the liquidity risk**

**1.a Information about the governance of unconsolidated liquidity risk management, including: risk tolerance, structure and responsibilities for unconsolidated liquidity risk management, internal unconsolidated liquidity reporting and communication of unconsolidated liquidity risk strategy, policies and practices across business lines and with the board of directors**

Liquidity risk management is conducted by Treasury Department in line with the strategies set by Asset and Liability Committee within the limits and policies approved by Board of Directors, and is monitored and controlled through reportings from Risk Management, Budget Planning and Financial Control Departments to Audit Committee, Board of Directors, Senior Management and relevant departments.

The Bank's liquidity risk capacity is determined by the Bank's internal limits and the regulations on liquidity coverage ratio and liquidity adequacy. Regarding its risk appetite, in addition to legal limits, the Bank also applies internal limits for monitoring and controlling the liquidity risk.

Considering the Bank's strategies and competitive conditions, Asset and Liability Committee has the responsibility of taking the relevant decisions regarding optimal balance sheet management of the Bank, and monitoring the implementations. Treasury Department performs cash position management within the framework of the decisions taken at Asset and Liability Committee meetings.

The Risk Management Department reports to the Board of Directors and the Asset and Liability Committee regarding liquidity risk within the scope of internal limits and legal regulations. Additionally, liquidity stress tests are performed based on various scenarios and reported with their impact on legal limit utilization. Treasury Control Unit under the Budget Planning and Investor Relations Department also makes cash flow projection reportings to the Treasury Department and the Asset Liability Committee at certain periods and when needed.

**1.b Information on the centralization degree of unconsolidated liquidity management and funding strategy and the functioning between the Bank and the Bank's subsidiaries**

Within the scope of consolidation, liquidity management is not centralized and each subsidiary is responsible for its own liquidity management. However, the Bank monitors the liquidity risk of each subsidiary within the defined limits.

**1.c Information on the Bank's funding strategy including the policies on funding types and variety of maturities**

Among the main funding sources of the Bank, there are development bank credits, capital market transactions, syndicated loans, bilateral contractual resources, repo transactions and money market transactions and these sources are diversified to minimize the liquidity risk within the terms of market conditions. The funding planning based on those loans is performed long term such as a minimum of one year and the performance is monitored by the Asset and Liability Committee.

**TÜRKİYE SİNAİ KALKINMA BANKASI A.Ş.**  
**NOTES TO THE FINANCIAL STATEMENTS**  
**FOR THE INTERIM PERIOD 1 JANUARY- 30 SEPTEMBER 2018**

(Amounts are expressed in thousands of Turkish Lira (TL) unless otherwise stated.)

**SECTION FOUR (Continued)**

**INFORMATION ON FINANCIAL STRUCTURE AND RISK MANAGEMENT (Continued)**

**V. Explanations related to the liquidity risk management and liquidity coverage ratio (continued)**

**1. Explanations related to the liquidity risk (continued)**

**1.ç Information on liquidity management on the basis of currencies constituting a minimum of five percent of the Bank's total liabilities:**

The Bank's obligations consist of Turkish Lira (TRY), US Dollar (USD) and Euro (EUR) currency types. Turkish Lira obligations mainly consist of equity and repurchase agreements, whereas foreign currency obligations consist of foreign currency credits, securities issued and repurchase agreements. All loans provided from foreign sources are in foreign currencies. For this reason, foreign resources can be used in TL funding by currency swap transactions when necessary.

**1.d Information on unconsolidated liquidity risk mitigation techniques**

Unconsolidated Liquidity limits are defined for the purpose of monitoring and keeping the risk under certain levels. The Bank monitors those limits' utilization and informs the Board of Directors, the Bank Senior Management and the relevant departments regularly. Regarding those limits, the Treasury Department performs the required transactions with the relevant cost and term composition in accordance with market conditions from the sources previously defined in Article c. The Bank minimizes the liquidity risk by holding high quality liquid assets and diversification of funds.

**1.e Information on the use of stress tests**

Within the scope of liquidity stress tests, the deteriorations that may occur in the cash flow structure of the Bank are assessed by the Bank's scenarios. The results are analyzed by taking into account the risk appetite and capacity of the Bank and reported to the senior management by the Risk Management Department ensuring the necessary actions are taken.

**1.f General information on urgent and unexpected unconsolidated liquidity situation plans**

There is a Contingency Funding Plan for the contingent periods that arises beyond the Bank's control. In a potential liquidity shortfall, Treasury Department is responsible from assessment, taking relevant actions and informing Asset and Liability Committee. In contingent cases, to identify the liquidity risk arising, cash flow projections and funding requirement estimations are exercised based on various scenarios. To assess the stress scenarios, cash flow in terms of local currency is monitored regularly by Treasury Department. Scenario analysis on the Bank's unencumbered sources are conducted daily. Transaction limits for organized markets are monitored timely and essential collateral amount to trade in those markets is withheld at hand. Repo transactions and/or available for sale portfolio securities in local and foreign currency that are major funding sources in shortfall periods for the Bank are monitored consistently. In contingent periods outflows due to the irrevocable commitments, contingencies and derivative transactions can be deferred temporarily in a way that won't hurt the Bank's reputation. TSKB has the optionality of choosing one or more of the following for meeting its liquidity requirement that are selling liquid assets off, increasing short term borrowing, decreasing illiquid assets, increasing capital.

**TÜRKİYE SİNAİ KALKINMA BANKASI A.Ş.**  
**NOTES TO THE FINANCIAL STATEMENTS**  
**FOR THE INTERIM PERIOD 1 JANUARY- 30 SEPTEMBER 2018**

(Amounts are expressed in thousands of Turkish Lira (TL) unless otherwise stated.)

**SECTION FOUR (Continued)**

**INFORMATION ON FINANCIAL STRUCTURE AND RISK MANAGEMENT (Continued)**

**V. Explanations related to the liquidity risk management and liquidity coverage ratio (continued)**

**2. Liquidity Coverage Ratio**

According to regulations which is published on 28948 numbered gazette on 21 March 2014 related to calculation of liquidity coverage ratio of banks, calculated liquidity coverage ratios are shown below. Including the reporting period for the last three months unconsolidated foreign currency and total liquidity coverage ratios are shown below:

Current Period	Rate of "Percentage to be taken into account" not Implemented Total value		Rate of "Percentage to be taken into account" Implemented Total value	
	TL+FC	FC	TL+FC	FC
<b>HIGH QUALITY LIQUID ASSETS (HQLA)</b>				
1 High quality liquid assets	-	-	2.300.875	1.327.218
<b>CASH OUTFLOWS</b>				
2 Retail and Customers Deposits	38	9	4	1
3 Stable deposits	-	-	-	-
4 Less stable deposits	38	9	4	1
5 Unsecured Funding other than Retail and Small Business, Customers Deposits	1.450.203	1.028.235	1.235.651	829.916
6 Operational deposits	51.164	37.231	12.791	9.308
7 Non-Operational Deposits	-	-	-	-
8 Other Unsecured Funding	1.399.039	991.004	1.222.860	820.608
9 Secured funding	-	-	-	-
10 Other Cash Outflows	630.494	1.133.558	630.494	1.133.558
11 Liquidity needs related to derivatives and market valuation changes on derivatives transactions	573.168	1.076.232	573.168	1.076.232
12 Debts related to the structured financial products	-	-	-	-
13 Commitment related to debts to financial markets and other off balance sheet liabilities	57.326	57.326	57.326	57.326
14 Commitments that are unconditionally revocable at any time by the Bank and other contractual commitments	13.616.089	10.601.767	680.804	530.088
15 Other irrevocable or conditionally revocable commitments	9.405.492	8.163.744	1.205.014	997.651
16 <b>TOTAL CASH OUTFLOWS</b>			<b>3.751.967</b>	<b>3.491.214</b>
<b>CASH INFLOWS</b>				
17 Secured Lending Transactions	-	-	-	-
18 Unsecured Lending Transactions	2.947.325	1.465.480	2.246.083	1.036.614
19 Other contractual cash inflows	179.090	2.153.733	179.090	2.153.733
20 <b>TOTAL CASH INFLOWS</b>	<b>3.126.415</b>	<b>3.619.213</b>	<b>2.425.173</b>	<b>3.190.347</b>
			Upper Limit Applied Amounts	
21 <b>TOTAL HQLA STOCK</b>			<b>2.300.875</b>	<b>1.327.218</b>
22 <b>TOTAL NET CASH OUTFLOWS</b>			<b>1.326.794</b>	<b>872.804</b>
23 <b>LIQUIDITY COVERAGE RATIO (%)</b>			<b>173</b>	<b>152</b>

**TÜRKİYE SİNAİ KALKINMA BANKASI A.Ş.**  
**NOTES TO THE FINANCIAL STATEMENTS**  
**FOR THE INTERIM PERIOD 1 JANUARY- 30 SEPTEMBER 2018**

(Amounts are expressed in thousands of Turkish Lira (TL) unless otherwise stated.)

**SECTION FOUR (Continued)**

**INFORMATION ON FINANCIAL STRUCTURE AND RISK MANAGEMENT (Continued)**

**V. Explanations related to the liquidity risk management and liquidity coverage ratio (continued)**

**2. Liquidity Coverage Ratio (continued)**

Prior Period	Rate of “Percentage to be taken into account” not Implemented Total value		Rate of “Percentage to be taken into account” Implemented Total value	
	TL+FC	FC	TL+FC	FC
<b>HIGH QUALITY LIQUID ASSETS (HQLA)</b>				
1 High quality liquid assets			1.884.551	963.562
<b>CASH OUTFLOWS</b>				
2 Retail and Customers Deposits	87	17	4	1
3 Stable deposits	-	-	-	-
4 Less stable deposits	87	17	4	1
5 Unsecured Funding other than Retail and Small Business Customers Deposits	1.257.720	854.342	927.292	613.194
6 Operational deposits	48.977	45.735	12.244	11.434
7 Non-Operational Deposits	-	-	-	-
8 Other Unsecured Funding	1.208.743	808.607	915.048	601.760
9 Secured funding			-	-
10 Other Cash Outflows	1.740.244	888.105	1.740.244	888.105
11 Liquidity needs related to derivatives and market valuation changes on derivatives transactions	1.740.244	888.105	1.740.244	888.105
12 Debts related to the structured financial products	-	-	-	-
13 Commitment related to debts to financial markets and other off balance sheet liabilities	-	-	-	-
14 Commitments that are unconditionally revocable at any time by the Bank and other contractual commitments	6.853.758	5.284.298	342.688	264.215
15 Other irrevocable or conditionally revocable commitments	7.188.125	5.848.569	1.041.472	800.410
16 <b>TOTAL CASH OUTFLOWS</b>			<b>4.051.700</b>	<b>2.565.925</b>
<b>CASH INFLOWS</b>				
17 Secured Lending Transactions	-	-	-	-
18 Unsecured Lending Transactions	2.208.700	627.888	1.727.758	451.703
19 Other contractual cash inflows	1.731.416	1.465.954	1.731.415	1.465.955
20 <b>TOTAL CASH INFLOWS</b>	<b>3.940.116</b>	<b>2.093.842</b>	<b>3.459.173</b>	<b>1.917.658</b>
			Upper Limit Applied Amounts	
21 <b>TOTAL HQLA STOCK</b>			<b>1.884.551</b>	<b>963.562</b>
22 <b>TOTAL NET CASH OUTFLOWS</b>			<b>1.012.925</b>	<b>648.267</b>
23 <b>LIQUIDITY COVERAGE RATIO (%)</b>			<b>186</b>	<b>149</b>



**TÜRKİYE SİNAİ KALKINMA BANKASI A.Ş.**  
**NOTES TO THE FINANCIAL STATEMENTS**  
**FOR THE INTERIM PERIOD 1 JANUARY- 30 SEPTEMBER 2018**

(Amounts are expressed in thousands of Turkish Lira (TL) unless otherwise stated.)

**SECTION FOUR (Continued)**

**INFORMATION ON FINANCIAL STRUCTURE AND RISK MANAGEMENT (Continued)**

**V. Explanations related to the liquidity risk management and liquidity coverage ratio (continued)**

**3. Minimum explanations related to the liquidity coverage ratio by Banks:**

As per The Regulation on The Calculation of Liquidity Coverage Ratio, Liquidity Coverage Ratio is the ratio of high quality liquid assets to net cash outflows. During the implementation process, the minimum limits increase gradually until January 2019, and for total and foreign currency limits 100% and 80% are assigned on consolidated and unconsolidated basis respectively. For the development and investment banks, Banking Regulations and Supervision Agency decided to apply zero percent to the total and foreign currency consolidated and unconsolidated liquidity coverage ratios unless stated otherwise.

In the Liquidity Coverage Ratio calculation, the items with the highest impact are high quality liquid assets, foreign funds and money market transactions. High quality liquid assets mainly consist of the required reserves held in the Central Bank of the Republic of Turkey and unencumbered securities issued by the Treasury.

Main funding source of the Bank is long term loans attained from international financial institutions. The ratio of those loans in total funding is around 67%. The total ratio of the securities issued in purpose of funding diversification and loans attained through syndication loans in overall borrowing is 30%. 3% of the Bank's total funding is provided from repurchase agreements.

30-day cash flows arising from derivative transactions are included in the calculation in accordance with the Regulation. The Bank also takes into consideration the liabilities depending on the possibility of changing the fair values of the derivative transactions in accordance with the Regulation.

**TÜRKİYE SİNAİ KALKINMA BANKASI A.Ş.**  
**NOTES TO THE FINANCIAL STATEMENTS**  
**FOR THE INTERIM PERIOD 1 JANUARY- 30 SEPTEMBER 2018**

(Amounts are expressed in thousands of Turkish Lira (TL) unless otherwise stated.)

**SECTION FOUR (Continued)**

**INFORMATION ON FINANCIAL STRUCTURE AND RISK MANAGEMENT (Continued)**

**V. Explanations related to the liquidity risk management and liquidity coverage ratio (continued)**

*Presentation of assets and liabilities according to their remaining maturities:*

	<b>Demand</b>	<b>Up to 1 Month</b>	<b>1-3 Months</b>	<b>3-12 Months</b>	<b>1-5 Years</b>	<b>5 Years and Over</b>	<b>Undistributed (1)</b>	<b>Total (2)</b>
<b>Current Period</b>								
<b>Assets</b>								
Cash (Cash in Vault, Foreign Currency Cash, Money in Transit, Checks Purchased) and Balances with the Central Bank of Turkey	434.468	559.142	-	-	-	-	-	993.610
Banks	28.889	533.368	-	-	-	-	-	562.257
Financial Assets at Fair Value Through Profit and Loss (3)	-	48.270	89.725	275.197	985.674	190.250	-	1.589.116
Money Market Placements	-	-	6.979	-	-	-	-	6.979
Financial Assets at Fair Value Through Other Comprehensive Income	-	12.586	55.658	396.943	2.615.548	299.396	67.842	3.447.973
Loans	-	755.977	1.879.647	6.301.488	16.839.189	7.222.875	-	32.999.176
Financial Assets Measured at Amortized Cost	-	-	-	34.778	1.409.318	560.416	-	2.004.512
Other Assets	-	-	-	-	-	-	1.949.644	1.949.644
<b>Total Assets</b>	<b>463.357</b>	<b>1.909.343</b>	<b>2.032.009</b>	<b>7.008.406</b>	<b>21.849.729</b>	<b>8.272.937</b>	<b>2.017.486</b>	<b>43.553.267</b>
<b>Liabilities</b>								
Bank Deposits	-	-	-	-	-	-	-	-
Other Deposits	-	-	-	-	-	-	-	-
Funds Provided from Other Financial Institutions	-	187.694	763.585	3.564.435	12.118.524	11.184.026	-	27.818.264
Money Market Borrowings	-	240.876	91	-	-	-	-	240.967
Marketable Securities Issued (4)	-	-	-	-	8.004.141	1.777.500	-	9.781.641
Miscellaneous Payables	-	-	-	-	-	-	123.779	123.779
Other Liabilities (5)	-	76.767	90.677	270.221	797.677	162.601	4.190.673	5.588.616
<b>Total Liabilities</b>	<b>-</b>	<b>505.337</b>	<b>854.353</b>	<b>3.834.656</b>	<b>20.920.342</b>	<b>13.124.127</b>	<b>4.314.452</b>	<b>43.553.267</b>
<b>Liquidity Gap</b>	<b>463.357</b>	<b>1.404.006</b>	<b>1.177.656</b>	<b>3.173.750</b>	<b>929.387</b>	<b>(4.851.190)</b>	<b>(2.296.966)</b>	<b>-</b>
<b>Net Off-balance sheet Position</b>	<b>-</b>	<b>(15.940)</b>	<b>(1.632)</b>	<b>(1.969)</b>	<b>424.325</b>	<b>13.959</b>	<b>-</b>	<b>418.743</b>
Financial Derivative Assets	-	4.028.092	2.836.721	3.165.335	16.254.386	8.301.623	-	34.586.157
Financial Derivative Liabilities	-	4.044.032	2.838.353	3.167.304	15.830.061	8.287.664	-	34.167.414
Non-cash Loans (6)	-	-	-	771.682	2.018.460	1.157.775	266	3.948.183
<b>Prior Period</b>								
Total Assets	433.448	1.293.700	1.438.667	5.219.085	13.195.061	6.445.172	885.119	28.910.252
Total Liabilities	-	1.043.497	383.221	3.006.161	11.518.429	8.760.192	4.198.752	28.910.252
<b>Liquidity Gap</b>	<b>433.448</b>	<b>250.203</b>	<b>1.055.446</b>	<b>2.212.924</b>	<b>1.676.632</b>	<b>(2.315.020)</b>	<b>(3.313.633)</b>	<b>-</b>
<b>Net Off-balance sheet Position</b>	<b>-</b>	<b>(19.773)</b>	<b>527</b>	<b>316</b>	<b>81.569</b>	<b>4.692</b>	<b>-</b>	<b>67.331</b>
Financial Derivative Assets	-	1.397.780	2.836.475	2.775.523	8.614.737	4.586.490	-	20.211.005
Financial Derivative Liabilities	-	1.417.553	2.835.948	2.775.207	8.533.168	4.581.798	-	20.143.674
Non-cash Loans (6)	-	46.294	268.206	843.606	621.648	771.147	22.812	2.573.713

(1) Other assets and shareholders' equity, provisions and tax liability, which are necessary and cannot be converted into cash in the near future for the Bank's ongoing activities, such as tangible and intangible assets, deferred tax asset, other miscellaneous receivables, investments in subsidiaries and associates, entities under common control, office supply inventory, prepaid expenses and non-performing loans are classified under "Undistributed" column.

(2) Cash and balances with the Central Bank of Turkey amounting to TL 318, banks amounting to TL 8, financial assets at fair value through other comprehensive income amounting to TL 342, loans and financial leasing receivables amounting to TL 438.637, financial asset measured at amortized cost amounting to TL 1.543, other assets amounting to TL 1.223 are shown in expected credit loss by offsetting.

(3) Includes derivative financial assets amounting to TL 1.589.116 in financial statement.

(4) Includes Tier 2 subordinated bonds which are classified on the balance sheet as subordinated loans.

(5) Borrower funds amounting to TL 13.840 are presented in "Other Liabilities" within 1-month maturity column.

(6) Has no effect on net off-balance sheet position.

**TÜRKİYE SİNAİ KALKINMA BANKASI A.Ş.**  
**NOTES TO THE FINANCIAL STATEMENTS**  
**FOR THE INTERIM PERIOD 1 JANUARY- 30 SEPTEMBER 2018**

(Amounts are expressed in thousands of Turkish Lira (TL) unless otherwise stated.)

**SECTION FOUR (Continued)**

**INFORMATION ON FINANCIAL STRUCTURE AND RISK MANAGEMENT (Continued)**

**VI. Explanations related to leverage ratio**

**a) Information on subjects that causes difference in leverage ratio between current and prior period**

The table related to calculation of leverage ratio in accordance with the principles of the “Regulation on Measurement and Evaluation of Banks’ Leverage Level” which is published on the Official Gazette no.28812 dated 5 November 2013 is given below.

As of 30 September 2018, leverage ratio of the Bank calculated from the arithmetic average of the three months is 7,46 % (31 December 2017: 10,36%). Total balance sheet assets are increased by 46,43% compared to prior period.

**b) Leverage Ratio**

		<b>Current Period (1)</b>	<b>Prior Period (1)</b>
	<b>Balance sheet Assets</b>		
<b>1</b>	Balance sheet assets (excluding derivative financial assets and credit derivatives, including collaterals)	42.766.004	28.964.409
<b>2</b>	(Assets deducted from Core Capital)	(515.748)	(110.313)
<b>3</b>	<b>Total risk amount of balance sheet assets (sum of lines 1 and 2)</b>	<b>42.250.256</b>	<b>28.854.096</b>
	<b>Derivative financial assets and credit derivatives</b>		
<b>4</b>	Cost of replenishment for derivative financial assets and credit derivatives	982.242	360.058
<b>5</b>	Potential credit risk amount of derivative financial assets and credit derivatives	469.211	253.692
<b>6</b>	<b>Total risk amount of derivative financial assets and credit derivatives (sum of lines 4 and 5)</b>	<b>1.451.453</b>	<b>613.750</b>
	<b>Financing transactions secured by marketable security or commodity</b>		
<b>7</b>	Risk amount of financing transactions secured by marketable security or commodity	569.854	507.688
<b>8</b>	Risk amount arising from intermediary transactions	-	-
<b>9</b>	<b>Total risk amount of financing transactions secured by marketable security or commodity (sum of lines 7 and 8)</b>	<b>569.854</b>	<b>507.688</b>
	<b>Off-balance sheet transactions</b>		
<b>10</b>	Gross notional amount of off-balance sheet transactions	8.323.286	7.205.248
<b>11</b>	(Correction amount due to multiplication with credit conversion rates)	(3.321.105)	(3.581.505)
<b>12</b>	<b>Total risk of off-balance sheet transactions (sum of lines 10 and 11)</b>	<b>5.002.181</b>	<b>3.623.743</b>
	<b>Capital and total risk</b>		
<b>13</b>	Core Capital	3.674.369	3.480.315
<b>14</b>	<b>Total risk amount (sum of lines 3, 6, 9 and 12)</b>	<b>49.273.744</b>	<b>33.599.277</b>
	<b>Leverage ratio</b>		
<b>15</b>	<b>Leverage ratio</b>	<b>7,46%</b>	<b>10,36%</b>

(1)The arithmetic average of the last three months in the related periods.

**TÜRKİYE SİNAİ KALKINMA BANKASI A.Ş.**  
**NOTES TO THE FINANCIAL STATEMENTS**  
**FOR THE INTERIM PERIOD 1 JANUARY- 30 SEPTEMBER 2018**

(Amounts are expressed in thousands of Turkish Lira (TL) unless otherwise stated.)

**SECTION FOUR (Continued)**

**INFORMATION ON FINANCIAL STRUCTURE AND RISK MANAGEMENT (Continued)**

**VII. Explanations related to risk management**

**Linkages between financial statements and risk amounts**

The footnotes prepared in accordance with the "Regulation on Calculation Risk Management Disclosures", which was published in the Official Gazette No. 29511 of 23 October 2015 and entered into force as of 31 March 2016, and the disclosures pertaining thereto are provided in this section.

As the standard approach is utilized for the calculation of the capital adequacy of the Bank, no statement has been included as regards the methods based on internal models as per the relevant communiqué.

**Disclosures on the Risk management approach and risk-weighted amount**

Risk management approach of the Bank allows for ensuring the establishment of a common risk culture covering the entire institution within the scope of the policies and codes of practice designated by the Board of Directors, for identifying risks in harmony with international arrangements and for performing the activities of measurement, analysis, monitoring and reporting accordingly.

Risk Management Department has been organized within the Bank so as to ensure compliance with the relevant policies, codes of practice and processes and to manage, in parallel with these policies, the risks the Bank is exposed to. Risk Management Department, the duties and responsibilities of which are designated through the regulations approved by the Board of Directors, carries out its activities through the Executive Vice President for Internal Systems under the Audit Committee who serves independently from executive activities and executive units.

Risk Management Department develops the systems required within the process of risk management and carries out the relevant activities, monitors the compliance of risks with policies, standards, limits of the Bank and its risk appetite indicators and performs activities aimed at harmonization with the relevant legislation and the Basel criteria. Risk measurements are performed through the standard approaches for legal reporting and the advanced approaches are utilized internally.

Risk Management Department submits its detailed risk management reports prepared on monthly and quarterly basis to the Board of Directors via the Audit Committee. These reports cover measurements regarding main risks, stress tests and scenario analyses and the status of compliance with the identified limit levels and risk appetite indicators.

**TÜRKİYE SİNAİ KALKINMA BANKASI A.Ş.**  
**NOTES TO THE FINANCIAL STATEMENTS**  
**FOR THE INTERIM PERIOD 1 JANUARY- 30 SEPTEMBER 2018**  
(Amounts are expressed in thousands of Turkish Lira (TL) unless otherwise stated.)

**SECTION FOUR (Continued)**

**INFORMATION ON FINANCIAL STRUCTURE AND RISK MANAGEMENT (Continued)**

**VII. Explanations related to risk management (continued)**

**Linkages between financial statements and risk amounts**

Prospective risk assessments are carried out by conducting periodical stress tests on loan, market and interest risks and the impact of results on the overall financial power of the Bank is evaluated. The relevant results are notified to the Audit Committee and contribute to the assessment of the financial structure of the Bank at the moment of stress. Stress test scenarios are determined by evaluating the impacts posed by previous economic crises on macroeconomic indicators and expectations from the upcoming period. By estimating the risks and capital position of the Bank within the upcoming period, various analyses are performed in terms of legal and internal capital adequacy ratios, and the ICAAP (Internal Capital Adequacy Assessment Process) report is submitted to the BRSA.

**Overview of risk weighted assets**

		Risk Weighted Amount		Minimum Capital Requirement
		Current Period	Prior Period	Current Period
1	Credit risk (excluding counterparty credit risk)	30.239.998	25.960.821	2.419.200
2	Standardised approach	30.239.998	25.960.821	2.419.200
3	Internal rating-based approach	-	-	-
4	Counterparty credit risk	1.972.120	805.591	157.770
5	Standardised approach for counterparty credit risk	1.972.120	805.591	157.770
6	Internal model method	-	-	-
7	Basic risk weight approach to internal models equity position in the banking account	-	-	-
8	Investments made in collective investment companies – look-through approach	-	-	-
9	Investments made in collective investment companies – mandate-based approach	-	-	-
10	Investments made in collective investment companies – 1250% weighted risk approach	-	-	-
11	Settlement risk	-	-	-
12	Securitization positions in banking accounts	-	-	-
13	IRB ratings-based approach	-	-	-
14	IRB supervisory formula approach	-	-	-
15	Simplified supervisory formula approach	-	-	-
16	Market risk	388.538	187.713	31.083
17	Standardised approach	388.538	187.713	31.083
18	Internal model approaches	-	-	-
19	Operational risk	1.539.288	1.221.150	123.143
20	Basic indicator approach	1.539.288	1.221.150	123.143
21	Standard approach	-	-	-
22	Advanced measurement approach	-	-	-
23	The amount of the discount threshold under the equity (subject to a 250% risk weight)	1.047.350	-	83.788
24	Floor adjustment	-	-	-
25	<b>Total (1+4+7+8+9+10+11+12+16+19+23+24)</b>	<b>35.187.294</b>	<b>28.175.275</b>	<b>2.814.984</b>

**TÜRKİYE SİNAİ KALKINMA BANKASI A.Ş.**  
**NOTES TO THE FINANCIAL STATEMENTS**  
**FOR THE INTERIM PERIOD 1 JANUARY- 30 SEPTEMBER 2018**  
(Amounts are expressed in thousands of Turkish Lira (TL) unless otherwise stated.)

**SECTION FIVE**

**EXPLANATIONS AND DISCLOSURES ON UNCONSOLIDATED FINANCIAL STATEMENTS**

**I. Explanations and disclosures related to the assets**

**1.a Information on cash and balances with the Central Bank of Turkey:**

	Current Period		Prior Period	
	TL	FC	TL	FC
Cash in TL/Foreign Currency	26	-	20	-
Balances with the Central Bank of Turkey	7.971	985.931	10.571	836.540
Other	-	-	-	-
<b>Total</b>	<b>7.997</b>	<b>985.931</b>	<b>10.591</b>	<b>836.540</b>

**1.b. Information related to the account of the Central Bank of Turkey:**

	Current Period(1)		Prior Period	
	TL	FC	TL	FC
Unrestricted demand deposits	7.971	7.760	10.571	4.862
Unrestricted time deposits	-	-	-	-
Restricted time deposits	-	-	-	-
Other (*)	-	978.171	-	831.678
<b>Total</b>	<b>7.971</b>	<b>985.931</b>	<b>10.571</b>	<b>836.540</b>

(1) Provision amounting to TL 323 is allocated in "Balances with the Central Bank of Turkey" due to transition of TFRS 9.

(2) Deposits at Central Bank of Turkey held as reserve requirement.

As per the Communiqué numbered 2005/1 "Reserve Deposits" of the CBRT, banks keep reserve deposits at the CBRT for their TL and FC liabilities mentioned in the communiqué. Reserves are calculated and set aside every two weeks on Fridays for 14 days periods. Interest rate for the required reserves in Turkish Lira is paid by 13% effective rate since 21 September 2018.

The CBRT Required reserves of 2 May 2015 has started to pay interest to the Required reserves, reserve options and unrestricted account held in US dollars according to regulation released at 5 May 2015.

As per the "Communiqué on Amendments to be Made on Communiqué on Required Reserves" of Central Bank of Turkey, numbered 2011/11 and 2011/13, required reserves for Turkish Lira and Foreign currency liabilities are set at Central Bank of Turkey based on rates mentioned below. Reserve rates prevailing at 30 September 2018 are presented in table below:

Reserve Rates for Turkish Lira Liabilities (%)	
Original Maturity	Reserve Ratio
Other liabilities until 1 year maturity (1 year included)	8
Other liabilities until 3 year maturity (3 year included)	4,5
Other liabilities more than 3 year maturity	1,5

Reserve Rates for FC Liabilities (%)		
Original Maturity	Reserve Ratio	Reserve Ratio
	If the fund borrowed Before 28.08.2015	If the fund borrowed After 28.08.2015
Other liabilities until 1 year maturity (1 year included)	19	20
Other liabilities until 2 year maturity (2 year included)	13	15
Other liabilities until 3 year maturity (3 year included)	7	10
Other liabilities until 5 year maturity (5 year included)	6	6
Other liabilities more than 5 year maturity	5	4

**TÜRKİYE SİNAİ KALKINMA BANKASI A.Ş.**  
**NOTES TO THE FINANCIAL STATEMENTS**  
**FOR THE INTERIM PERIOD 1 JANUARY- 30 SEPTEMBER 2018**

(Amounts are expressed in thousands of Turkish Lira (TL) unless otherwise stated.)

**SECTION FIVE (Continued)**

**EXPLANATIONS AND DISCLOSURES ON UNCONSOLIDATED FINANCIAL STATEMENTS**  
**(Continued)**

- I. Explanations and disclosures related to the assets (continued)**
- 2. Information on financial assets at fair value through profit and loss:**
- 2.a Information on financial assets designated at fair value through profit and loss given as collateral or blockage:**
- As of the reporting date, the Bank has no financial assets designated at fair value through profit and loss given as collateral or blockage (31 December 2017: None).
- 2.b Financial assets designated at fair value through profit and loss subject to repurchase agreements:**
- As of the reporting date, the Bank has no financial assets designated at fair value through profit and loss subject to repurchase agreements (31 December 2017: None).
- 2.c Positive differences table related to derivative financial assets held-for-trading:**

Held for Trading Financial Derivative Instruments (1)	Current Period		Prior Period	
	TL	FC	TL	FC
Forward Transactions	265.189	8.094	14.734	7.175
Swap Transactions	975.249	201.223	179.366	82.997
Futures Transactions	-	-	-	-
Options	-	139.361	-	42.516
Other	-	-	-	-
<b>Total</b>	<b>1.240.438</b>	<b>348.678</b>	<b>194.100</b>	<b>132.688</b>

(1) Positive differences from derivative assets for trading were shown at "Financial Assets Fair Value Through Profit/Loss" line account at prior periods. As a result of TFRS 9 adoption at current period, this difference has presented in "Derivative Financial Assets" line.

As part of its economic hedging strategy, the Bank has implemented TL cross currency interest rate swap transactions in which the Bank's default risk is the reference. These swap agreements are subject to a direct closing condition for both the Bank and the counterparty, in the event of a credit default event (such as a non-payment) related to the Bank, to cancel the amounts accrued in the contract and all future payments. The market rediscount value of these swaps with a nominal value of USD 200 million as of 30 September 2018 is TL 321.297 and the average rates are between 2020 and 2022.

**TÜRKİYE SİNAİ KALKINMA BANKASI A.Ş.**  
**NOTES TO THE FINANCIAL STATEMENTS**  
**FOR THE INTERIM PERIOD 1 JANUARY- 30 SEPTEMBER 2018**  
(Amounts are expressed in thousands of Turkish Lira (TL) unless otherwise stated.)

**SECTION FIVE (Continued)**

**EXPLANATIONS AND DISCLOSURES ON UNCONSOLIDATED FINANCIAL STATEMENTS**  
**(Continued)**

**I. Explanations and disclosures related to the assets (continued)**

**3. Information on banks and foreign banks account**

**3.a Information on banks:**

	Current Period (1)		Prior Period	
	TL	FC	TL	FC
Banks				
Domestic	321	536.345	419	1.897
Foreign	-	25.599	-	4.136
Branches and head office abroad	-	-	-	-
<b>Total</b>	<b>321</b>	<b>561.944</b>	<b>419</b>	<b>6.033</b>

(1) Provision amounting to TL 3 is allocated in "Banks" due to transition of TFRS 9.

**3.b Information on foreign banks:**

Not prepared in accordance with the Article No.25 of the Communiqué on the Financial Statements and Related Disclosures and Footnotes to be Announced to Public by Banks.

**4. Information on financial assets at fair value through other comprehensive income**

**4.a.1.1 Information on financial assets at fair value through other comprehensive income subject to repurchase agreements:**

	Current Period	
	TL	FC
Government bonds	31.043	116.212
Treasury bills	-	-
Other government debt securities	-	-
Bank bonds and bank guaranteed bonds	-	-
Asset backed securities	-	-
Other	-	-
<b>Total</b>	<b>31.043</b>	<b>116.212</b>

**4.a.1.2 Available-for-sale financial assets subject to repurchase agreements:**

	Prior Period	
	TL	FC
Government bonds	16.347	155.306
Treasury bills	-	-
Other government debt securities	-	-
Bank bonds and bank guaranteed bonds	-	-
Asset backed securities	-	-
Other	-	-
<b>Total</b>	<b>16.347</b>	<b>155.306</b>



**TÜRKİYE SİNAİ KALKINMA BANKASI A.Ş.**  
**NOTES TO THE FINANCIAL STATEMENTS**  
**FOR THE INTERIM PERIOD 1 JANUARY- 30 SEPTEMBER 2018**

(Amounts are expressed in thousands of Turkish Lira (TL) unless otherwise stated.)

**SECTION FIVE (Continued)**

**EXPLANATIONS AND DISCLOSURES ON UNCONSOLIDATED FINANCIAL STATEMENTS**  
**(Continued)**

**I. Explanations and disclosures related to the assets (continued)**

**4. Information on financial assets at fair value through other comprehensive income (continued)**

**4.a.2.1 Information on financial assets at fair value through other comprehensive income given as collateral or blockage:**

As of 30 September 2018, all financial assets at fair value through other comprehensive income given as collateral comprise of financial assets issued by the T.R. Undersecretariat of Treasury. The carrying value of those assets is TL 1.481.908.

	Current Period	
	TL	FC
Share certificates	-	-
Bond, treasury bill and similar investment securities	546.081	935.827
Other	-	-
<b>Total</b>	<b>546.081</b>	<b>935.827</b>

**4.a.2.2 Information on available-for-sale financial assets given as collateral or blockage:**

As of 31 December 2017, all available for sale financial assets given as collateral comprise of financial assets issued by the T.R. Undersecretariat of Treasury. The carrying value of those assets is TL 1.389.292.

	Prior Period	
	TL	FC
Share certificates	-	-
Bond, treasury bill and similar investment securities	603.852	785.440
Other	-	-
<b>Total</b>	<b>603.852</b>	<b>785.440</b>

**4.b.1 Major types of financial assets at fair value through other comprehensive income:**

Financial assets at fair value through other comprehensive income comprised of government bonds 55,58%, Eurobonds 38,03% and shares and other securities 6,39%.

**4.b.2 Major types of available for sale financial assets:**

Available for sale financial assets comprised of government bonds 59,01%, Eurobonds 32,72% and shares and other securities 8,27%.

**TÜRKİYE SİNAİ KALKINMA BANKASI A.Ş.**  
**NOTES TO THE FINANCIAL STATEMENTS**  
**FOR THE INTERIM PERIOD 1 JANUARY- 30 SEPTEMBER 2018**  
(Amounts are expressed in thousands of Turkish Lira (TL) unless otherwise stated.)

**SECTION FIVE (Continued)**

**EXPLANATIONS AND DISCLOSURES ON UNCONSOLIDATED FINANCIAL STATEMENTS**  
**(Continued)**

**I. Explanations and disclosures related to the assets (continued)**

**4. Information on financial assets at fair value through other comprehensive income (continued)**

**4.c.1 Information on financial assets at fair value through other comprehensive income:**

	<b>Current Period (1)</b>
Debt securities	3.684.038
Quoted on a stock exchange	2.240.005
Unquoted	1.444.033
Share certificates	74.137
Quoted on a stock exchange	8.879
Unquoted	65.258
Impairment provision(-)	(309.860)
<b>Total</b>	<b>3.448.315</b>

(1) Provision amounting to TL 342 is allocated in "financial assets at fair value through other comprehensive income" due to transition of TFRS 9.

The net book value of unquoted financial assets at fair value through other comprehensive income share certificates is TL 45.773.

**4.c.2 Information on on available for sale financial assets:**

	<b>Prior Period</b>
Debt securities	3.066.387
Quoted on a stock exchange	2.039.864
Unquoted	1.026.523
Share certificates	74.933
Quoted on a stock exchange	32.121
Unquoted	42.812
Impairment provision(-)	(54.476)
<b>Total</b>	<b>3.086.844</b>

The net book value of unquoted available for sale share certificates is TL 37.927.

**5. Explanation on loans**

**5.a Information on all types of loans and advances given to shareholders and employees of the Bank:**

	<b>Current Period</b>		<b>Prior Period</b>	
	<b>Cash Loans</b>	<b>Non-Cash Loans</b>	<b>Cash Loans</b>	<b>Non-Cash Loans</b>
Direct loans granted to shareholders	-	-	44.909	-
Corporate shareholders	-	-	44.909	-
Real person shareholders	-	-	-	-
Indirect loans granted to shareholders	-	-	-	-
Loans granted to employees	128	-	173	-
<b>Total</b>	<b>128</b>	<b>-</b>	<b>45.082</b>	<b>-</b>

**TÜRKİYE SİNAİ KALKINMA BANKASI A.Ş.**  
**NOTES TO THE FINANCIAL STATEMENTS**  
**FOR THE INTERIM PERIOD 1 JANUARY- 30 SEPTEMBER 2018**

(Amounts are expressed in thousands of Turkish Lira (TL) unless otherwise stated.)

**SECTION FIVE (Continued)**

**EXPLANATIONS AND DISCLOSURES ON UNCONSOLIDATED FINANCIAL STATEMENTS**  
**(Continued)**

**I. Explanations and disclosures related to the assets (continued)**

**5. Explanation on loans (continued)**

**5.b Information on the first and second group loans and other receivables including restructured or rescheduled loans:**

Current Period (1)	Standard Loans	Loans Under Close Monitoring (2)		
		Loans Not Subject to Restructuring	Amendments on Conditions of Contract	
Cash Loans			Loans with Revised Contract Terms	Refinance
Non-specialized loans	30.287.303	1.580.432	157.802	744.441
Working Capital loans	3.835.473	48.348	-	744.441
Export loans	647.282	40.106	37.075	-
Import loans	-	-	-	-
Loans given to financial sector	3.480.744	-	-	-
Consumer loans	128	-	-	-
Credit cards	-	-	-	-
Other	22.323.676	1.491.978	120.727	-
Specialized loans	-	-	-	-
Other receivables	-	-	-	-
<b>Total</b>	<b>30.287.303</b>	<b>1.580.432</b>	<b>157.802</b>	<b>744.441</b>

(1) According to Bank account plan purchasing Loans, Fleet Leasing Credits, Refinancing Loans and Portfolio Transfer Credits amounting to TL 6.354.153 shown under "Working Capital Loans", due to the nature of "Investment" shown under the category "other" in the above footnote.

(2) Loans with exposure a cash loan and interest rate risk amounting to USD 83.153.845, provided by a consortium of domestic and foreign banks, given by the Bank to the parent company of a company operating in the telecommunication sector with strategic prescription are classified in watchlist as of the balance sheet date. In the present case, a consensus has been reached for all the consortium banks, including TSKB, to restructure the loans. In this context, the creditors of the Republic of Turkey will be established in direct or indirect shareholders or the acquisition of the shares is planned to be established special purpose in securing the loan of a company by company. It is envisaged that the process will be completed in a positive manner following the concluding of agreements on the loan to be restructured in the new company, the necessary institutional, administrative and all approvals and permits and the necessary conditions under the contracts.

**TÜRKİYE SİNAİ KALKINMA BANKASI A.Ş.**  
**NOTES TO THE FINANCIAL STATEMENTS**  
**FOR THE INTERIM PERIOD 1 JANUARY- 30 SEPTEMBER 2018**

(Amounts are expressed in thousands of Turkish Lira (TL) unless otherwise stated.)

**SECTION FIVE (Continued)**

**EXPLANATIONS AND DISCLOSURES ON UNCONSOLIDATED FINANCIAL STATEMENTS**  
**(Continued)**

**I. Explanations and disclosures related to the assets (continued)**

**5. Explanation on loans (continued)**

**5.b Information on the first and second group loans and other receivables including restructured or rescheduled loans (continued):**

Prior Period (1)	Standard Loans and Other Receivables			Loans and Other Receivables Under Close Monitoring (2)		
	Loans and Other Receivables (Total)	Amendments on Conditions of Contract		Loans and Other receivables (Total)	Amendments on Conditions of Contract	
		Amendments Related To The Extension Of The Payment Plan	Other		Amendments Related To The Extension Of The Payment Plan	Other
Non-specialized loans	21.757.352	48.415	-	473.661	143.423	-
Working Capital loans	2.930.594	-	-	1.212	1.212	-
Export loans	248.568	-	-	48.440	48.440	-
Import loans	-	-	-	-	-	-
Loans given to financial sector	2.795.036	-	-	-	-	-
Consumer loans	173	-	-	-	-	-
Credit cards	-	-	-	-	-	-
Other	15.782.981	48.415	-	424.009	93.771	-
Specialized loans	-	-	-	-	-	-
Other receivables	-	-	-	-	-	-
<b>Total</b>	<b>21.757.352</b>	<b>48.415</b>	<b>-</b>	<b>473.661</b>	<b>143.423</b>	<b>-</b>

(1)According to Bank account plan purchasing Loans, Fleet Leasing Credits, Refinancing Loans and Portfolio Transfer Credits amounting to TL 4.523.571 shown under "Working Capital Loans", due to the nature of "Investment" shown under the category "other" in the above footnote.

(2) The syndicated loans granted to a company amounting to USD 78.661.835 are classified under Close Monitoring Loans and Other receivables as of 31 December 2017. Discussions between creditor banks and related sovereign institutions about restructuring of loan of this company are proceeding.

Current Period	Standard Loans	Loans under Close Monitoring
12 Months Expected Credit Loss	110.036	-
Significant Increase in Credit Risk	-	328.601

Information of prior period is not given because of transition process.

**TÜRKİYE SİNAİ KALKINMA BANKASI A.Ş.**  
**NOTES TO THE FINANCIAL STATEMENTS**  
**FOR THE INTERIM PERIOD 1 JANUARY- 30 SEPTEMBER 2018**

(Amounts are expressed in thousands of Turkish Lira (TL) unless otherwise stated.)

**SECTION FIVE (Continued)**

**EXPLANATIONS AND DISCLOSURES ON UNCONSOLIDATED FINANCIAL STATEMENTS**  
**(Continued)**

**I. Explanations and disclosures related to the assets (continued)**

**5. Explanation on loans (continued)**

**5.c Information on the first and second group loans and other receivables including restructured or rescheduled loans (continued):**

<b>Current Period</b>	<b>Standard Loans and Other Receivables</b>	<b>Loans and Other Receivables Under Close Monitoring</b>
<b>Number of amendments related to the extension of the payment plan</b>		
Extended for 1 or 2 times	70.811	157.802
Extended for 3-4 or 5 times	-	-
Extended for more than 5 times	-	-

<b>Prior Period</b>	<b>Standard Loans and Other Receivables</b>	<b>Loans and Other Receivables Under Close Monitoring</b>
<b>Number of amendments related to the extension of the payment plan</b>		
Extended for 1 or 2 times	48.415	142.211
Extended for 3-4 or 5 times	-	1.212
Extended for more than 5 times	-	-

<b>Current Period</b>	<b>Standard Loans and Other Receivables</b>	<b>Loans and Other Receivables Under Close Monitoring</b>
<b>The time extended via the amendment on payment plan</b>		
0-6 Months	-	-
6 Months -12 Months	-	-
1-2 Years	-	22.346
2-5 Years	70.811	105.513
5 Years and Over	-	29.943

<b>Prior Period</b>	<b>Standard Loans and Other Receivables</b>	<b>Loans and Other Receivables Under Close Monitoring</b>
<b>The time extended via the amendment on payment plan</b>		
0-6 Months	-	-
6 Months -12 Months	-	-
1-2 Years	-	27.946
2-5 Years	48.415	96.688
5 Years and Over	-	18.789

**TÜRKİYE SİNAİ KALKINMA BANKASI A.Ş.**  
**NOTES TO THE FINANCIAL STATEMENTS**  
**FOR THE INTERIM PERIOD 1 JANUARY- 30 SEPTEMBER 2018**  
(Amounts are expressed in thousands of Turkish Lira (TL) unless otherwise stated.)

**SECTION FIVE (Continued)**

**EXPLANATIONS AND DISCLOSURES ON UNCONSOLIDATED FINANCIAL STATEMENTS**  
**(Continued)**

**I. Explanations and disclosures related to the assets (continued)**

**5. Explanation on loans (continued)**

**5.d Information on consumer loans, individual credit cards, personnel loans and credit cards given to personnel:**

<b>Current Period</b>	<b>Short Term</b>	<b>Medium and Long Term</b>	<b>Total</b>
Consumer Loans-TL	-	-	-
Real Estate Loans	-	-	-
Vehicle Loans	-	-	-
General Purpose Loans	-	-	-
Other	-	-	-
Consumer Loans –Indexed to FC	-	-	-
Real Estate Loans	-	-	-
Vehicle Loans	-	-	-
General Purpose Loans	-	-	-
Other	-	-	-
Consumer Loans-FC	-	-	-
Real Estate Loans	-	-	-
Vehicle Loans	-	-	-
General Purpose Loans	-	-	-
Other	-	-	-
Individual Credit Cards-TL	-	-	-
With Installments	-	-	-
Without Installments	-	-	-
Individual Credit Cards-FC	-	-	-
With Installments	-	-	-
Without Installments	-	-	-
Personnel Loans-TL	11	117	128
Real Estate Loans	-	-	-
Vehicle Loans	-	-	-
General Purpose Loans	11	117	128
Other	-	-	-
Personnel Loans- Indexed to FC	-	-	-
Real Estate Loans	-	-	-
Vehicle Loans	-	-	-
General Purpose Loans	-	-	-
Other	-	-	-
Personnel Loans-FC	-	-	-
Real Estate Loans	-	-	-
Vehicle Loans	-	-	-
General Purpose Loans	-	-	-
Other	-	-	-
Personnel Credit Cards-TL	-	-	-
With Instalments	-	-	-
Without Instalments	-	-	-
Personnel Credit Cards-FC	-	-	-
With Instalments	-	-	-
Without Instalments	-	-	-
Overdraft Accounts- TL (Real Persons)	-	-	-
Overdraft Accounts-FC (Real Persons)	-	-	-
<b>Total</b>	<b>11</b>	<b>117</b>	<b>128</b>

**TÜRKİYE SİNAİ KALKINMA BANKASI A.Ş.**  
**NOTES TO THE FINANCIAL STATEMENTS**  
**FOR THE INTERIM PERIOD 1 JANUARY- 30 SEPTEMBER 2018**

(Amounts are expressed in thousands of Turkish Lira (TL) unless otherwise stated.)

**SECTION FIVE (Continued)**

**EXPLANATIONS AND DISCLOSURES ON UNCONSOLIDATED FINANCIAL STATEMENTS**  
**(Continued)**

**I. Explanations and disclosures related to the assets (continued)**

**5. Explanation on loans (continued)**

**5.d Information on consumer loans, individual credit cards, personnel loans and credit cards given to personnel (continued):**

<b>Prior Period</b>	<b>Short Term</b>	<b>Medium and Long Term</b>	<b>Total</b>
Consumer Loans-TL	-	-	-
Real Estate Loans	-	-	-
Vehicle Loans	-	-	-
General Purpose Loans	-	-	-
Other	-	-	-
Consumer Loans –Indexed to FC	-	-	-
Real Estate Loans	-	-	-
Vehicle Loans	-	-	-
General Purpose Loans	-	-	-
Other	-	-	-
Consumer Loans-FC	-	-	-
Real Estate Loans	-	-	-
Vehicle Loans	-	-	-
General Purpose Loans	-	-	-
Other	-	-	-
Individual Credit Cards-TL	-	-	-
With Installments	-	-	-
Without Installments	-	-	-
Individual Credit Cards-FC	-	-	-
With Installments	-	-	-
Without Installments	-	-	-
Personnel Loans-TL	5	168	173
Real Estate Loans	-	-	-
Vehicle Loans	-	-	-
General Purpose Loans	5	168	173
Other	-	-	-
Personnel Loans- Indexed to FC	-	-	-
Real Estate Loans	-	-	-
Vehicle Loans	-	-	-
General Purpose Loans	-	-	-
Other	-	-	-
Personnel Loans-FC	-	-	-
Real Estate Loans	-	-	-
Vehicle Loans	-	-	-
General Purpose Loans	-	-	-
Other	-	-	-
Personnel Credit Cards-TL	-	-	-
With Installments	-	-	-
Without Installments	-	-	-
Personnel Credit Cards-FC	-	-	-
With Installments	-	-	-
Without Installments	-	-	-
Overdraft Accounts-TL (Real Persons)	-	-	-
Overdraft Accounts-FC (Real Persons)	-	-	-
<b>Total</b>	<b>5</b>	<b>168</b>	<b>173</b>

**TÜRKİYE SİNAİ KALKINMA BANKASI A.Ş.**  
**NOTES TO THE FINANCIAL STATEMENTS**  
**FOR THE INTERIM PERIOD 1 JANUARY- 30 SEPTEMBER 2018**

(Amounts are expressed in thousands of Turkish Lira (TL) unless otherwise stated.)

**SECTION FIVE (Continued)**

**EXPLANATIONS AND DISCLOSURES ON UNCONSOLIDATED FINANCIAL STATEMENTS**  
**(Continued)**

**I. Explanations and disclosures related to the assets (continued)**

**5. Explanation on loans (continued)**

**5.e Information on commercial loans with instalments and corporate credit cards:**

The Bank has not granted any commercial loans with instalments and corporate credit cards as of the reporting date (31 December 2017: None).

**5.f Loans according to borrowers:**

	Current Period	Prior Period
Public	703.314	878.502
Private	32.066.664	21.352.511
<b>Total</b>	<b>32.769.978</b>	<b>22.231.013</b>

**5.g Domestic and foreign loans:**

	Current Period	Prior Period
Domestic loans	32.589.660	22.123.201
Foreign loans	180.318	107.812
<b>Total</b>	<b>32.769.978</b>	<b>22.231.013</b>

**5.h Loans granted to subsidiaries and associates:**

	Current Period	Prior Period
Direct loans granted to subsidiaries and associates	489.864	257.470
Indirect loans granted to subsidiaries and associates	-	-
<b>Total</b>	<b>489.864</b>	<b>257.470</b>

**5.i Specific provisions provided against loans or default (Stage 3) provisions:**

	Current Period	Prior Period
Loans and receivables with limited collectability	15.167	985
Loans and receivables with doubtful collectability	96.399	4.894
Uncollectible loans and receivables	48.545	43.643
<b>Total</b>	<b>160.111</b>	<b>49.522</b>



**TÜRKİYE SİNAİ KALKINMA BANKASI A.Ş.**  
**NOTES TO THE FINANCIAL STATEMENTS**  
**FOR THE INTERIM PERIOD 1 JANUARY- 30 SEPTEMBER 2018**  
(Amounts are expressed in thousands of Turkish Lira (TL) unless otherwise stated.)

**SECTION FIVE (Continued)**

**EXPLANATIONS AND DISCLOSURES ON UNCONSOLIDATED FINANCIAL STATEMENTS**  
**(Continued)**

**I. Explanations and disclosures related to the assets (continued)**

**5. Explanation on loans (continued)**

**5.j Information on non-performing loans (net):**

**5.j.1 Information on loans and other receivables restructured or rescheduled from non-performing loans:**

	<b>III. Group</b>	<b>IV. Group</b>	<b>V. Group</b>
	Loans With Limited Collectability	Loans With Doubtful Collectability	Uncollectible Loans
<b>Current Period</b>			
Gross amounts before provisions	-	-	7.270
Rescheduled loans	-	-	7.270
<b>Prior Period</b>			
Gross amounts before provisions	-	-	7.266
Rescheduled loans	-	-	7.266

**5.j.2 Movement of non-performing loans:**

	<b>III. Group</b>	<b>IV. Group</b>	<b>V. Group</b>
	Loans With Limited Collectability	Loans With Doubtful Collectability	Uncollectible Loans
<b>Current Period</b>			
<b>Prior period end balance</b>	<b>985</b>	<b>4.894</b>	<b>43.643</b>
Additions (+)	636.535	-	8
Transfers from other categories of non-performing Loans (+)	-	602.498	4.894
Transfers to other categories of non-performing loans (-)	602.498	4.894	-
Collections (-)	7.800	-	-
Write-offs (-)	-	-	-
Sold (-)	-	-	-
Corporate and Commercial Loans	-	-	-
Retail Loans	-	-	-
Credit Cards	-	-	-
Other	-	-	-
<b>Current period end balance</b>	<b>27.222</b>	<b>602.498</b>	<b>48.545</b>
Provision (-)	15.167	96.399	48.545
<b>Net Balances on Balance Sheet</b>	<b>12.055</b>	<b>506.099</b>	<b>-</b>

**TÜRKİYE SİNAİ KALKINMA BANKASI A.Ş.**  
**NOTES TO THE FINANCIAL STATEMENTS**  
**FOR THE INTERIM PERIOD 1 JANUARY- 30 SEPTEMBER 2018**

(Amounts are expressed in thousands of Turkish Lira (TL) unless otherwise stated.)

**SECTION FIVE (Continued)**

**EXPLANATIONS AND DISCLOSURES ON UNCONSOLIDATED FINANCIAL STATEMENTS**  
**(Continued)**

**I. Explanations and disclosures related to the assets (continued)**

**5. Explanation on loans (continued)**

**5.j Information on non-performing loans (net) (continued):**

**5.j.2 Movement of non-performing loans (continued):**

	<b>III. Group</b>	<b>IV. Group</b>	<b>V. Group</b>
	Loans and Receivables With Limited Collectability	Loans and Receivables With Doubtful Collectability	Uncollectible Loans and Receivables
<b>Prior Period</b>			
<b>Prior period end balance</b>	<b>3.092</b>	<b>-</b>	<b>45.347</b>
Additions (+)	4.895	1	14
Transfers from other categories of non-performing Loans (+)	-	6.621	1.728
Transfers to other categories of non-performing loans (-)	6.621	1.728	-
Collections (-)	381	-	3.446
Write-offs (-)	-	-	-
Corporate and Commercial Loans	-	-	-
Retail Loans	-	-	-
Credit Cards	-	-	-
Other	-	-	-
<b>Current period end balance</b>	<b>985</b>	<b>4.894</b>	<b>43.643</b>
Specific provision (-)	985	4.894	43.643
<b>Net Balances on Balance Sheet</b>	<b>-</b>	<b>-</b>	<b>-</b>

**5.j.3 Information on foreign currency non-performing loans and other receivables:**

	<b>III. Group</b>	<b>IV. Group</b>	<b>V. Group</b>
	Loans With Limited Collectability	Loans With Doubtful Collectability	Uncollectible Loans
<b>Current Period</b>			
Period End Balance	26.882	602.498	-
Provision (-)	14.961	96.399	-
<b>Net Balance on Balance Sheet</b>	<b>11.921</b>	<b>506.099</b>	<b>-</b>
<b>Prior Period</b>			
Period End Balance	982	-	-
Provision (-)	982	-	-
<b>Net Balance on Balance Sheet</b>	<b>-</b>	<b>-</b>	<b>-</b>

**TÜRKİYE SİNAİ KALKINMA BANKASI A.Ş.**  
**NOTES TO THE FINANCIAL STATEMENTS**  
**FOR THE INTERIM PERIOD 1 JANUARY- 30 SEPTEMBER 2018**  
(Amounts are expressed in thousands of Turkish Lira (TL) unless otherwise stated.)

**SECTION FIVE (Continued)**

**EXPLANATIONS AND DISCLOSURES ON UNCONSOLIDATED FINANCIAL STATEMENTS**  
**(Continued)**

**I. Explanations and disclosures related to the assets (continued)**

**5. Explanation on loans (continued)**

**5.j Information on non-performing loans (net) (continued):**

**5.j.4 Information regarding gross and net amounts of non-performing loans with respect to user groups:**

	<b>III. Group</b>	<b>IV. Group</b>	<b>V. Group</b>
	Loans With Limited Collectability	Loans With Doubtful Collectability	Uncollectible Loans
<b>Current Period (Net)</b>			
Loans to Real Persons and Legal Entities (Gross)	27.222	602.498	48.545
Provision Amount (-)	15.167	96.399	48.545
Loans to Real Persons and Legal Entities (Net)	12.055	506.099	-
Banks (Gross)	-	-	-
Provision Amount (-)	-	-	-
Banks (Net)	-	-	-
Other Loans and Receivables (Gross)	-	-	-
Provision Amount (-)	-	-	-
Other Loans and Receivables (Net)	-	-	-
<b>Prior Period (Net)</b>			
Loans to Real Persons and Legal Entities (Gross)	985	4.894	43.643
Provision Amount (-)	985	4.894	43.643
Loans to Real Persons and Legal Entities (Net)	-	-	-
Banks (Gross)	-	-	-
Provision Amount (-)	-	-	-
Banks (Net)	-	-	-
Other Loans and Receivables (Gross)	-	-	-
Provision Amount (-)	-	-	-
Other Loans and Receivables (Net)	-	-	-

**5.j.5 Information on interest accruals, rediscount, and valuation differences calculated for non-performing loans and their provisions:**

	<b>III.Group</b>	<b>IV.Group</b>	<b>V.Group</b>
	Loans with Limited Collectability	Loans with Doubtful Collectability	Uncollectible Loans
<b>Current Period (Net) (1)</b>	2.231	117.663	-
Interest Accruals and Rediscount with Valuation Differences	4.489	140.075	-
Provision amount (-)	2.258	22.412	-

(1) Information of prior period is not given because of transition process.

**TÜRKİYE SİNAİ KALKINMA BANKASI A.Ş.**  
**NOTES TO THE FINANCIAL STATEMENTS**  
**FOR THE INTERIM PERIOD 1 JANUARY- 30 SEPTEMBER 2018**  
(Amounts are expressed in thousands of Turkish Lira (TL) unless otherwise stated.)

**SECTION FIVE (Continued)**

**EXPLANATIONS AND DISCLOSURES ON UNCONSOLIDATED FINANCIAL STATEMENTS**  
**(Continued)**

**I. Explanations and disclosures related to the assets (continued)**

**5. Explanation on loans (continued)**

**5.k Main principles of liquidating non-performing loans and receivables:**

Not prepared in accordance with the Article No.25 of the Communiqué on the Financial Statements and Related Disclosures and Footnotes to be Announced to Public by Banks.

**5.l Explanations about the write-off policies from the assets:**

Not prepared in accordance with the Article No.25 of the Communiqué on the Financial Statements and Related Disclosures and Footnotes to be Announced to Public by Banks.

**6. Information on financial assets measured at amortized cost**

**6.1.a The information was subjected to repurchase agreement and given as collateral/blocked amount of investments:**

	Current Period	
	TL	FC
Collateralised/Blocked Investments	34.805	26.127
Subject to Repurchase Agreements	-	275.507
<b>Total</b>	<b>34.805</b>	<b>301.634</b>

**6.1.b Information on repurchase agreement and given collateral/blocked investments held to maturity**

	Prior Period	
	TL	FC
Collateralised/Blocked Investments	145.439	45.742
Subject to Repurchase Agreements	455.539	96.539
<b>Total</b>	<b>600.978</b>	<b>142.281</b>

**6.2.a Information on government debt measured at amortized cost:**

	Current Period
Government Bonds	2.006.055
Treasury Bills	-
Other Government Debt Securities	-
<b>Total</b>	<b>2.006.055</b>

**6.2.b Information on government debt investments held-to-maturity:**

	Prior Period
Government Bonds	1.532.047
Treasury Bills	-
Other Government Debt Securities	-
<b>Total</b>	<b>1.532.047</b>

**TÜRKİYE SİNAİ KALKINMA BANKASI A.Ş.**  
**NOTES TO THE FINANCIAL STATEMENTS**  
**FOR THE INTERIM PERIOD 1 JANUARY- 30 SEPTEMBER 2018**  
(Amounts are expressed in thousands of Turkish Lira (TL) unless otherwise stated.)

**SECTION FIVE (Continued)**

**EXPLANATIONS AND DISCLOSURES ON UNCONSOLIDATED FINANCIAL STATEMENTS**  
**(Continued)**

**I. Explanations and disclosures related to the assets (continued)**

**6. Information on financial assets measured at amortized cost (continued)**

**6.3.a Information on financial investments measured at amortized cost:**

	<b>Current Period</b>
<b>Debt Securities</b>	
Quoted on a Stock Exchange	1.523.402
Not Quoted	482.653
<b>Impairment provision (-)</b>	-
<b>Total</b>	<b>2.006.055</b>

**6.3.b Information on held-to-maturity investments :**

	<b>Prior Period</b>
<b>Debt Securities</b>	
Quoted on a Stock Exchange	1.334.722
Not Quoted	199.228
<b>Impairment provision (-)</b>	(1.903)
<b>Total</b>	<b>1.532.047</b>

**6.4.a Movement of financial assets at amortized costs within the year :**

	<b>Current Period (1)</b>
<b>Balance at Beginning of the Period</b>	<b>1.532.047</b>
Foreign Currency Differences on Monetary Assets	117.464
Purchases During The Period	227.528
Disposals Through Sales And Redemptions	-
Impairment Provision (-)	-
Interest Income Accruals	129.016
<b>Balance at End of Period</b>	<b>2.006.055</b>

(1) Provision amounting to TL 1.543 is allocated in "Financial asset measured at amortized cost" due to transition of TFRS 9.

**6.4.b Movement of held-to-maturity investments within the year :**

	<b>Prior Period</b>
<b>Balance at Beginning of the Period</b>	<b>1.375.729</b>
Foreign Currency Differences on Monetary Assets	13.915
Purchases During The Period	-
Disposals Through Sales And Redemptions	(836)
Impairment Provision (-)	(1.903)
Interest Income Accruals	145.142
<b>Balance at End of Period</b>	<b>1.532.047</b>

**TÜRKİYE SİNAİ KALKINMA BANKASI A.Ş.**  
**NOTES TO THE FINANCIAL STATEMENTS**  
**FOR THE INTERIM PERIOD 1 JANUARY- 30 SEPTEMBER 2018**

(Amounts are expressed in thousands of Turkish Lira (TL) unless otherwise stated.)

**SECTION FIVE (Continued)**

**EXPLANATIONS AND DISCLOSURES ON UNCONSOLIDATED FINANCIAL STATEMENTS**  
**(Continued)**

**I. Explanations and disclosures related to the assets (continued)**

**7. Information on associates (net)**

**7.a.1 Information on associates:**

	Title	Address (City/ Country)	Bank's share percentage-If different voting percentage (%)	Bank's risk group share percentage (%)
1	İş Faktoring A.Ş. (İş Factoring)	Istanbul/Turkey	21,75	100,00
2	İş Finansal Kiralama A.Ş. (İş Finansal)	Istanbul/Turkey	29,46	60,92
3	İş Girişim Sermayesi Yatırım Ortaklığı A.Ş. (İş Girişim)	Istanbul/Turkey	16,67	57,73
4	Terme Metal Sanayi ve Ticaret A.Ş. (Terme)	Istanbul/Turkey	17,83	18,76
5	Ege Tarım Ürünleri Lisanslı Depoculuk A.Ş. (Ege Tarım)	Izmir/ Turkey	10,05	20,10

		Total Assets	Equity	Total Fixed Assets	Interest Income	Income from Marketable Securities Portfolio	Current Period Profit/Loss	Prior Period Profit/Loss	Fair Value
1	İş Faktoring	2.187.776	259.737	1.297	375.066	-	105.168	32.945	-
2	İş Finansal	6.999.560	833.775	2.974	349.926	-	16.247	(5.427)	446.779
3	İş Girişim	261.191	259.160	37	5.125	1.477	2.324	2.161	18.775
4	Terme (*)	18.206	5.308	1.578	-	-	(160)	(455)	-
5	Ege Tarım	11.895	11.111	8.196	71	-	1.139	(677)	-

(\*) Represents for the period ended 31 December 2017 financial statements. Prior year profit/loss is obtained from 31 December 2016 financial statements.

**7.a.2 Movements of associates subject to unconsolidation:**

	Current Period	Prior Period
<b>Balance at the Beginning of the Period</b>	<b>308.497</b>	<b>222.908</b>
Movements During the Period	199.167	85.589
Purchases	5.426	-
Bonus Shares Obtained	13.258	14.280
Current Year Share of Profit	-	-
Sales	-	-
Revaluation Increase / decrease	180.483	71.808
Provision for Impairment	-	(499)
<b>Balance at the End of the Period</b>	<b>507.664</b>	<b>308.497</b>
Capital Commitments	-	-
Share Percentage at the End of the Period (%)	-	-

**TÜRKİYE SİNAİ KALKINMA BANKASI A.Ş.**  
**NOTES TO THE FINANCIAL STATEMENTS**  
**FOR THE INTERIM PERIOD 1 JANUARY- 30 SEPTEMBER 2018**

(Amounts are expressed in thousands of Turkish Lira (TL) unless otherwise stated.)

**SECTION FIVE (Continued)**

**EXPLANATIONS AND DISCLOSURES ON UNCONSOLIDATED FINANCIAL STATEMENTS**  
**(Continued)**

**I. Explanations and disclosures related to the assets (continued)**

**7. Information on associates (net) (continued)**

*Information on associates sold in the current period*

In the current period the Bank has not disposed any associates.

*Information on associates purchased in the current period*

In current period the Bank has not purchased any associates. The Bank classified security investments of İş Finansal Kiralama A.Ş. (ISFIN) from “financial assets at fair value through other comprehensive income” to “associates” in the prior period.

**7.a.3 Sectoral information of associates subject to unconsolidation and the related carrying amounts in the legal books:**

	<b>Current Period</b>	<b>Prior Period</b>
Banks	-	-
Insurance Companies	-	-
Factoring Companies	41.054	11.882
Leasing Companies	446.779	273.946
Financial Service Companies	-	-
Other Financial Associates	18.775	21.613

**7.a.4 Information on associates subject to consolidation quoted on stock market:**

	<b>Current Period</b>	<b>Prior Period</b>
Associates quoted on domestic stock exchanges	465.554	295.559
Associates quoted on foreign stock exchanges	-	-

**TÜRKİYE SİNAİ KALKINMA BANKASI A.Ş.**  
**NOTES TO THE FINANCIAL STATEMENTS**  
**FOR THE INTERIM PERIOD 1 JANUARY- 30 SEPTEMBER 2018**

(Amounts are expressed in thousands of Turkish Lira (TL) unless otherwise stated.)

**SECTION FIVE (Continued)**

**EXPLANATIONS AND DISCLOSURES ON UNCONSOLIDATED FINANCIAL STATEMENTS**  
**(Continued)**

**I. Explanations and disclosures related to the assets (continued)**

**8. Information on subsidiaries (net)**

**8.a.1 Information related to equity component of subsidiaries:**

<b>Current Period(1)</b>	<b>YF</b>	<b>TSKB GYO (2)</b>
<b>CORE CAPITAL</b>		
Paid-in Capital	63.504	150.000
Share Premium	-	593
Legal Reserves	2.833	8.791
Other Comprehensive Income according to TAS	10.058	-
Current and Prior Years' Profit/Loss	15.655	(138.547)
Leasehold Improvements (-)	377	-
Intangible Assets (-)	770	18
<b>Total Core Capital</b>	<b>90.903</b>	<b>20.819</b>
<b>Supplementary Capital</b>	<b>-</b>	<b>-</b>
<b>Capital</b>	<b>-</b>	<b>-</b>
<b>Net Available Capital</b>	<b>90.903</b>	<b>20.819</b>

(1) The information is obtained from financial statements subject to consolidation as of 30 September 2018.

(2) In the Board of Directors meeting of the Bank held on 27 August 2018, 100% Capital increase over the nominal value of TSKB Gayrimenkul Yatırım Ortaklığı Anonim Şirketi ("TSKB GYO"), the controlling shareholder of the Bank, was decided on account of the fact that the financing of borrowing debts by increasing the issued capital of the company will contribute positively to the activities and development of the company as a result of the evaluation of the current balance sheet structure. In the capital increase to be made by TSKB GYO, the Bank; following the exercise of the new share purchase rights arising from the shares of TSKB GYO and the use of the new share purchase rights of the shareholders upon the approval of the Capital Markets Board, It was decided to purchase at the price that will occur in the Primary Market of Borsa İstanbul A.Ş.

<b>Prior Period</b>	<b>YF</b>	<b>TSKB GYO</b>
<b>CORE CAPITAL</b>		
Paid-in Capital	64.275	150.000
Share Premium	-	593
Legal Reserves	2.514	8.787
Other Comprehensive Income according to TAS	9.759	4
Current and Prior Years' Profit/Loss	8.239	17.094
Leasehold Improvements (-)	40	-
Intangible Assets (-)	915	25
<b>Total Core Capital</b>	<b>83.832</b>	<b>176.453</b>
<b>Supplementary Capital</b>	<b>-</b>	<b>-</b>
<b>Capital</b>	<b>-</b>	<b>-</b>
<b>Net Available Capital</b>	<b>83.832</b>	<b>176.453</b>

(1) The information is obtained from financial statements subject to consolidation as of 31 December 2017.

Paid in capital has been indicated as Turkish Lira in articles of incorporation and registered in trade registry. Effect of inflation adjustments on paid in capital is the difference caused by the inflation adjustment on shareholders' equity items. Extraordinary reserves are the status reserves which have been transferred with the General Assembly decision after distributable profit have been transferred to legal reserves. Legal reserves are the status reserves which have been transferred from distributable profit in accordance with the Article 519 of the Turkish Commercial Code numbered 6102.

The Bank's internal capital adequacy assessment process is made annually on a consolidated basis. Consolidated associates and subsidiaries are included in the operation.



**TÜRKİYE SİNAİ KALKINMA BANKASI A.Ş.**  
**NOTES TO THE FINANCIAL STATEMENTS**  
**FOR THE INTERIM PERIOD 1 JANUARY- 30 SEPTEMBER 2018**

(Amounts are expressed in thousands of Turkish Lira (TL) unless otherwise stated.)

**SECTION FIVE (Continued)**

**EXPLANATIONS AND DISCLOSURES ON UNCONSOLIDATED FINANCIAL STATEMENTS**  
**(Continued)**

**I. Explanations and disclosures related to the assets (continued)**

**8. Information on subsidiaries (net) (continued)**

**8.a.2 As per Communiqué on Preparation of Consolidated Financial Statements of Banks and Turkish Accounting Standards unconsolidated subsidiaries and reason of consolidating and needed capital if they are subject to capital requirement:**

TSKB Gayrimenkul Değerleme A.Ş. and TSKB Sürdürülebilirlik Danışmanlığı A.Ş. are valued at cost and are not consolidated since it is not a financial subsidiaries. Unconsolidated subsidiary of the Bank are not subject to minimum capital requirement.

**8.b.1 Information on subsidiaries:**

	Title	Address (City/ Country)	Bank's share percentage-If different voting percentage (%)	Bank's risk group share percentage (%)
1	TSKB Gayrimenkul Değerleme A.Ş. (TSKB GMD)	Istanbul /Turkey	99,99	99,99
2	Yatırım Finansman Menkul Değerler A.Ş. (YF)	Istanbul /Turkey	95,78	98,51
3	TSKB Gayrimenkul Yatırım Ortaklığı A.Ş. (TSKB GYO)	Istanbul/Turkey	70,84	72,48
4	TSKB Sürdürülebilirlik Danışmanlığı A.Ş. (TSKB SD)	Istanbul/Turkey	80,65	99,42

		Total Assets	Shareholders' Equity	Total Fixed Assets	Interest Income	Income from Marketable Securities	Current Period Profit/Loss	Prior Period Profit/Loss	Fair Value
1	TSKB GMD	20.161	16.668	1.151	1.321	-	2.115	2.112	-
2	YF (1)	880.274	92.050	1.413	45.582	995	9.025	7.119	-
3	TSKB GYO (1)	455.605	20.838	339	376	-	(155.641)	(28.458)	67.902
4	TSKB SD	571	(313)	8	262	-	(1.056)	(755)	-

(1) The financial data of the consolidated subsidiaries are prepared in accordance with BRSA regulations.

**8.b.2 Movement schedule for subsidiaries subject to consolidation:**

	Current Period	Prior Period
<b>Balance at the beginning of the period</b>	<b>134.976</b>	<b>127.984</b>
Movements in the period	14.136	6.992
Purchases	14.514	-
Bonus shares obtained	-	-
Current year share of profit	-	-
Sales	-	-
Revaluation increase / decrease	814	6.992
Provision for impairment (1)	(1.192)	-
<b>Balance at the end of the period</b>	<b>149.112</b>	<b>134.976</b>
Capital commitments	-	-
Share percentage at the end of the period (%)	-	-

(1) The mentioned amount is impairment provision of the shares of TSKB Gayrimenkul Yatırım Ortaklığı A.Ş. (TSKB GYO) is, under "Financial Assets at Fair Value Through Other Comprehensive Income" and classified under "Joint Ventures" during the prior period of the Bank.

**TÜRKİYE SİNAİ KALKINMA BANKASI A.Ş.**  
**NOTES TO THE FINANCIAL STATEMENTS**  
**FOR THE INTERIM PERIOD 1 JANUARY- 30 SEPTEMBER 2018**  
(Amounts are expressed in thousands of Turkish Lira (TL) unless otherwise stated.)

**SECTION FIVE (Continued)**

**EXPLANATIONS AND DISCLOSURES ON UNCONSOLIDATED FINANCIAL STATEMENTS**  
**(Continued)**

**I. Explanations and disclosures related to the assets (continued)**

**8. Information on subsidiaries (net) (continued)**

**8.b.2 Movement schedule for subsidiaries (continued):**

*Subsidiaries disposed in the current period*

In the current period, the Bank has not disposed any subsidiaries.

*Subsidiaries purchased in the current period*

During the current period, the Bank has no subsidiaries acquired. The Bank classified security investments of TSKB Gayrimenkul Yatırım Ortaklığı A.Ş. (TSGYO) from “financial assets at fair value through other comprehensive income” to “subsidiaries” in the prior period.

**8.b.3 Sectoral information on subsidiaries subject to consolidation and the related carrying amounts in the legal books:**

	Current Period	Prior Period
Subsidiaries	-	-
Banks	-	-
Insurance Companies	-	-
Factoring Companies	-	-
Leasing Companies	-	-
Financial Service Companies	-	-
Other Financial Subsidiaries	149.112	134.976

**8.b.4 Subsidiaries subject to consolidation quoted on stock market:**

	Current Period	Prior Period
Subsidiaries quoted on domestic stock exchanges	67.902	64.871
Subsidiaries quoted on foreign stock exchanges	-	-

**9. Information on entities under common control**

The Bank has no entities under common control as of the reporting date (31 December 2017: None).

**10. Information on finance lease receivables (net)**

**10.a Maturities of investments on finance leases:**

	Current Period		Prior Period	
	Gross	Net	Gross	Net
Less than 1 year	33.696	29.406	8.627	7.439
Between 1- 4 years	100.271	88.066	40.269	34.632
More than 4 years	36.990	32.209	25.061	21.339
<b>Total</b>	<b>170.957</b>	<b>149.681</b>	<b>73.957</b>	<b>63.410</b>

**10.b The information on net investments in finance leases:**

	Current Period	Prior Period
Gross investments in finance leases	170.957	73.957
Unearned revenue from finance leases (-)	21.276	10.547
Cancelled finance leases (-)	-	-
<b>Net investments in finance leases</b>	<b>149.681</b>	<b>63.410</b>

**TÜRKİYE SİNAİ KALKINMA BANKASI A.Ş.**  
**NOTES TO THE FINANCIAL STATEMENTS**  
**FOR THE INTERIM PERIOD 1 JANUARY- 30 SEPTEMBER 2018**

(Amounts are expressed in thousands of Turkish Lira (TL) unless otherwise stated.)

**SECTION FIVE (Continued)**

**EXPLANATIONS AND DISCLOSURES ON UNCONSOLIDATED FINANCIAL STATEMENTS**  
**(Continued)**

**I. Explanations and disclosures related to the assets (continued)**

**10. Information on finance lease receivables (net) (continued)**

**10.c Explanation with respect to finance lease agreements, the criteria used in determination of contingent rents, conditions for revisions or purchase options, updates of leasing amounts and the restrictions imposed by lease arrangements, whether arrays in repayment occur, whether the terms of the contract are renewed, if renewed, the renewal conditions, whether the renewal results any restrictions, and other important conditions of the leasing agreement:**

Finance lease agreements are made in accordance with the related articles of Financial Leasing, Factoring and Financing Company Law No 6361. There are no restructuring or restrictions; which have material effect on financial statements.

**11. Explanation on derivative financial assets held for hedging purposes**

**11.a Positive differences on derivative financial instruments held for hedging purposes:**

There is no differences on derivative financial instruments held for hedging purposes (31 December 2017: None).

As of 30 September 2018, the net fair value of derivative financial instruments designated as hedging instruments carried in the contract amount and the balance sheet are summarized in the following table:

	Current Period			Prior Period		
	Face Value	Asset	Liability	Face Value	Asset	Liability
Interest Rate Swaps	20.801.688	-	(330.189)	10.582.050	-	(78.682)
FC	20.801.688	-	(330.189)	10.582.050	-	(78.682)
TL	-	-	-	-	-	-

**11.a.1 Information on fair value hedge accounting**

Current Period		Type of Risk	Fair Value Change of Hedged Item(1)	Fair Value of Hedging Instrument(1)		Income Statement Effect (Profit/Loss Through Derivative Financial Instruments)
Hedging Item	Hedged Item			Assets	Liabilities	
Interest Rate Swap Transactions	Fixed Rate Issued Eurobond and Greenbond	Interest Rate Risk	246.364	-	(247.033)	(669)
Interest Rate Swap Transactions	Fixed Rate Loans Used	Interest Rate Risk	36.372	-	(37.735)	(1.363)

(1) The fair value of hedged item and hedging instrument are presented as net market value excluding credit risk and accumulated interest.

**TÜRKİYE SİNAİ KALKINMA BANKASI A.Ş.**  
**NOTES TO THE FINANCIAL STATEMENTS**  
**FOR THE INTERIM PERIOD 1 JANUARY- 30 SEPTEMBER 2018**

(Amounts are expressed in thousands of Turkish Lira (TL) unless otherwise stated.)

**SECTION FIVE (Continued)**

**EXPLANATIONS AND DISCLOSURES ON UNCONSOLIDATED FINANCIAL STATEMENTS**  
**(Continued)**

**I. Explanations and disclosures related to the assets (continued)**

**11.a.1 Information on fair value hedge accounting (continued)**

Prior Period				Fair Value of Hedging Instrument(1)		Income Statement Effect (Profit/Loss Through Derivative Financial Instruments)
Hedging Item	Hedged Item	Type of Risk	Fair Value Change of Hedged Item(1)	Assets	Liabilities	
Interest Rate Swap Transactions	Fixed Rate Issued Eurobond and Greenbond	Interest Rate Risk	60.540	-	(71.434)	(10.894)
Interest Rate Swap Transactions	Fixed Rate Loans Used	Interest Rate Risk	8.988	-	(10.600)	(1.612)

(1) The fair value of hedged item and hedging instrument are presented as net market value excluding credit risk and accumulated interest.

**12. Explanations on tangible assets (net)**

Not prepared in accordance with the Article No.25 of the Communiqué on the Financial Statements and Related Disclosures and Footnotes to be Announced to Public by Banks.

**13. Information on intangible assets**

Not prepared in accordance with the Article No.25 of the Communiqué on the Financial Statements and Related Disclosures and Footnotes to be Announced to Public by Banks.

**14. Information on investment property**

The Bank has no investment property (31 December 2017: None).

**TÜRKİYE SİNAİ KALKINMA BANKASI A.Ş.**  
**NOTES TO THE FINANCIAL STATEMENTS**  
**FOR THE INTERIM PERIOD 1 JANUARY- 30 SEPTEMBER 2018**

(Amounts are expressed in thousands of Turkish Lira (TL) unless otherwise stated.)

**SECTION FIVE (Continued)**

**EXPLANATIONS AND DISCLOSURES ON UNCONSOLIDATED FINANCIAL STATEMENTS**  
**(Continued)**

**I. Explanations and disclosures related to the assets (continued)**

**15. Information on deferred tax assets**

**15.a Temporary differences, tax losses, exemptions and deductions reflected to balance sheet as deferred tax asset:**

The Bank has computed deferred tax asset or liability on temporary differences arising from carrying values of assets and liabilities in the accompanying financial statements and their tax bases.

<b>Deferred tax asset:</b>	<b>Current Period</b>	<b>Prior Period</b>
Loan commissions accrual adjustment	22.862	22.563
Other provisions	99.176	61.600
Employee benefit provision	2.521	2.269
Other	2.665	717
<b>Total Deferred Tax Asset</b>	<b>127.224</b>	<b>87.149</b>
<b>Deferred tax liability:</b>		
Marketable securities	(27.656)	(20.808)
Valuation of derivative instruments	(47.647)	(8.823)
Loan commissions accrual adjustment	(12.711)	(10.869)
Useful life difference of fixed assets	(534)	(535)
Other	(12.776)	(6.748)
<b>Total Deferred Tax Liability</b>	<b>(101.324)</b>	<b>(47.783)</b>
<b>Net Deferred Tax Asset</b>	<b>25.900</b>	<b>39.366</b>

**15.b Temporary differences over which deferred tax asset are not computed and recorded in the balance sheet in prior periods, if so, their expiry date, losses and tax deductions and exceptions:**

The Bank has no deductible temporary differences that are not included in calculation of deferred tax asset and not reflected to financial statements in prior periods (31 December 2017: None).

**15.c Allowance for deferred tax and deferred tax assets from reversal of allowance:**

As of the reporting date, the Bank has no allowance for deferred tax and deferred tax liability from reversal of allowance (31 December 2017: None).

**TÜRKİYE SİNAİ KALKINMA BANKASI A.Ş.**  
**NOTES TO THE FINANCIAL STATEMENTS**  
**FOR THE INTERIM PERIOD 1 JANUARY- 30 SEPTEMBER 2018**

(Amounts are expressed in thousands of Turkish Lira (TL) unless otherwise stated.)

**SECTION FIVE (Continued)**

**EXPLANATIONS AND DISCLOSURES ON UNCONSOLIDATED FINANCIAL STATEMENTS**  
**(Continued)**

**I. Explanations and disclosures related to the assets (continued)**

**16. Explanation on assets held for sale**

In the current period, the Bank has no assets held for sale (31 December 2017: None).

**17. Information about other assets**

**17.a Other assets which exceed 10% of the balance sheet total and breakdown of these which constitute at least 20% of grand total:**

Other assets do not exceed 10% of total assets, excluding off-balance sheet commitments (31 December 2017: None).

**II. Explanations and disclosures related to the liabilities**

**1. Information of maturity structure of deposits**

**1.a.1 Maturity structure of deposits:**

The Bank is not authorized to accept deposits.

**1.a.2 Information on saving deposits under the guarantee of saving deposit insurance fund and exceeding the limit of deposit insurance fund:**

The Bank is not authorized to accept deposits.

**1.b Information on the scope whether the Bank with a foreign head office suits saving deposit insurance of the related country:**

The Bank is not authorized to accept deposits.

**1.c Saving deposits which are not under the guarantee of deposit insurance fund:**

The Bank is not authorized to accept deposits.

**2. Negative differences table related to derivative financial liabilities held-for-trading**

Derivative Financial Liabilities Held for Trading	Current Period		Prior Period	
	TL	FC	TL	FC
Forward Transactions	265.716	10.508	14.804	6.867
Swap Transactions	510.946	127.383	108.906	59.403
Futures Transactions	-	-	-	-
Options	-	139.361	-	42.423
Other	-	-	-	-
<b>Total</b>	<b>776.662</b>	<b>277.252</b>	<b>123.710</b>	<b>108.693</b>

(1) Negative differences from derivative financial liabilities at fair value for hedging purpose is classified in "7.1 Derivative Financial Liabilities at Fair Value Through Profit or Loss" line in the balance sheet.

**TÜRKİYE SİNAİ KALKINMA BANKASI A.Ş.**  
**NOTES TO THE FINANCIAL STATEMENTS**  
**FOR THE INTERIM PERIOD 1 JANUARY- 30 SEPTEMBER 2018**

(Amounts are expressed in thousands of Turkish Lira (TL) unless otherwise stated.)

**SECTION FIVE (Continued)**

**EXPLANATIONS AND DISCLOSURES ON UNCONSOLIDATED FINANCIAL STATEMENTS**  
**(Continued)**

**II. Explanations and disclosures related to the liabilities (continued)**

**3. Information on banks and other financial institutions**

**3.a General Information on banks and other financial institutions:**

	Current Period		Prior Period	
	TL	FC	TL	FC
Loans from Central Bank of Turkey	-	-	-	-
From Domestic Banks and Institutions	15.020	69.401	-	272.079
From Foreign Banks, Institutions and Funds	119.782	27.614.061	190.972	18.218.677
<b>Total</b>	<b>134.802</b>	<b>27.683.462</b>	<b>190.972</b>	<b>18.490.756</b>

**3.b Maturity analysis of funds borrowed:**

	Current Period		Prior Period	
	TL	FC	TL	FC
Short-term	15.021	69.401	-	134.812
Medium and long-term	119.781	27.614.061	190.972	18.355.944
<b>Total</b>	<b>134.802</b>	<b>27.683.462</b>	<b>190.972</b>	<b>18.490.756</b>

**3.c Information on marketable securities issued**

	Current Period		Prior Period	
	TL	FC	TL	FC
Nominal	-	7.998.750	-	3.752.500
Cost	-	7.980.414	-	3.743.915
Book Value	-	8.004.141	-	3.746.229

As of 27 October 2014, the Bank issued the debt instruments which have nominal value of USD 350 Million, redemption date of 30 October 2019 with fixed interest rate of 5,375%, 5 years maturity and semiannual coupon payment. As of 22 April 2015, the Bank has performed the similar issuance of Eurobond with the nominal amount of USD 350 Million. Interest rate of these debt instruments determined as 5,125% which have the redemption date of 22 April 2020 with fixed interest rate, 5 years maturity and semiannual coupon payment. Selling of Greenbond which was issued by the Bank in abroad with nominal value of USD 300 Million, 5 years maturity and for financing the green and sustainable projects has been completed on 18 May 2016. The return of these bonds which have the redemption date of 18 May 2021 and 5 years maturity is determined as 5,048% and the coupon rate as 4,875%. As of 16 January 2018, the Bank issued the debt instrument which have nominal value of USD 350 Million, redemption date of 16 January 2023 with fixed interest rate of 5,608%, 5 years maturity and semiannual coupon payment.

**3.d Additional information about the concentrated areas of liabilities:**

Not prepared in accordance with the Article No.25 of the Communiqué on the Financial Statements and Related Disclosures and Footnotes to be Announced to Public by Banks.

**4. Other liabilities which exceed 10% of the balance sheet total and the breakdown of these which constitute at least 20% of grand total**

There are no other liabilities, which exceed 10% of the balance sheet total (31 December 2017: None).

**TÜRKİYE SİNAİ KALKINMA BANKASI A.Ş.**  
**NOTES TO THE FINANCIAL STATEMENTS**  
**FOR THE INTERIM PERIOD 1 JANUARY- 30 SEPTEMBER 2018**  
(Amounts are expressed in thousands of Turkish Lira (TL) unless otherwise stated.)

**SECTION FIVE (Continued)**

**EXPLANATIONS AND DISCLOSURES ON UNCONSOLIDATED FINANCIAL STATEMENTS (Continued)**

**II. Explanations and disclosures related to the liabilities (continued)**

**5. Informations on financial lease obligations (net)**

**5.a Explanations on finance lease payables:**

The Bank has no financial lease payables (31 December 2017: None).

**5.b Explanations regarding operational leases:**

As of the reporting date, the Bank's 2 head office buildings, 1 branch, 13 cars and 345 computers are subject to operational leasing. The Bank has no liability for operational leases in the current period (31 December 2017: 2 head office buildings, 1 branch, 13 cars and 291 computers under operational leasing).

**5.c Explanations on the lessor and lessee in sales and lease back transactions, agreement conditions, and major agreement terms:**

The Bank has no sale and lease back transactions as of the reporting date (31 December 2017: None).

**6. Negative differences on derivative financial instruments held for hedging purposes:**

	Current Period		Prior Period	
	TL	FC	TL	FC
Fair Value Hedge (1)	-	330.189	-	78.682
Cash Flow Hedge	-	-	-	-
Net Investment Hedge in a foreign operation	-	-	-	-
<b>Total</b>	<b>-</b>	<b>330.189</b>	<b>-</b>	<b>78.682</b>

(1) Negative differences from derivative financial liabilities at fair value for hedging purpose is classified in "7.1 Derivative Financial Liabilities at Fair Value Through Profit or Loss" line in the balance sheet.

**7. Explanations on provisions**

**7.a Information on general loan loss provisions:**

	Prior Period
<b>General Provisions</b>	<b>150.275</b>
Provisions for First Group Loans and Receivables	107.597
Provisions for Second Group Loans and Receivables	9.473
Provisions for Non-Cash Loans	2.447
Other	30.758

**7.b Foreign exchange losses on the foreign currency indexed loans and finance lease receivables:**

The Bank has no foreign exchange losses on the foreign currency indexed loans. (31 December 2017: TL 4.724). The foreign exchange losses on the foreign currency indexed loans are net off from the loans line in the financial statements.

**7.c The specific provisions provided for unindemnified non cash loans:**

As of the reporting date, the Bank's specific provisions provided for unindemnified non cash loans amounts to TL 727 (31 December 2017: TL 583).



**TÜRKİYE SİNAİ KALKINMA BANKASI A.Ş.**  
**NOTES TO THE FINANCIAL STATEMENTS**  
**FOR THE INTERIM PERIOD 1 JANUARY- 30 SEPTEMBER 2018**

(Amounts are expressed in thousands of Turkish Lira (TL) unless otherwise stated.)

**SECTION FIVE (Continued)**

**EXPLANATIONS AND DISCLOSURES ON UNCONSOLIDATED FINANCIAL STATEMENTS (Continued)**

**II. Explanations and disclosures related to the liabilities (continued)**

**7. Information on provisions (continued)**

**7.d Information on other provisions:**

**7.d.1 Provision for possible losses:**

Free provision amounting to TL 130.000 provided by the Bank management in the current period for possible results of the circumstances which may arise from possible changes in the economy and market conditions (31 December 2017: TL 190.000).

**7.d.2 If other provisions exceed 10% of total provisions, the name and amount of sub-accounts:**

Other provisions, except to free provisions for possible losses, includes amount to TL 10.350 for personnel dividend provision and amount to TL 8.731 for general provision for non-cash loans. (31 December 2017: TL 90.000 provision for the risks of loan portfolio).

**8. Explanations on taxes payable**

**8.a Explanations on current taxes payable:**

**8.a.1 Explanations on taxes payable:**

	Current Period		Prior Period	
	TL	FC	TL	FC
Corporate Taxes and Deferred Taxes				
Corporate tax payable	-	-	43.662	-
Deferred tax liability	-	-	-	-
<b>Total</b>	<b>-</b>	<b>-</b>	<b>43.662</b>	<b>-</b>

**8.a.2 Information on taxes payable:**

	Current Period	Prior Period
Corporate taxes payable	-	43.662
Taxation of securities	535	171
Property tax	-	-
Banking and Insurance Transaction Tax (BITT)	7.574	6.106
Foreign Exchange Transaction Tax	-	-
Value Added Tax Payable	173	399
Other	1.637	1.553
<b>Total</b>	<b>9.919</b>	<b>51.891</b>

**8.a.3 Information on premiums:**

	Current Period	Prior Period
Social Security Premiums-Employee	-	-
Social Security Premiums-Employer	-	-
Bank Social Aid Pension Fund Premium-Employee	-	-
Bank Social Aid Pension Fund Premium-Employer	-	-
Pension Fund Membership Fees and Provisions-Employee	-	-
Pension Fund Membership Fees and Provisions-Employer	-	-
Unemployment insurance-Employee	38	33
Unemployment insurance-Employer	76	66
Other	-	-
<b>Total</b>	<b>114</b>	<b>99</b>

**TÜRKİYE SİNAİ KALKINMA BANKASI A.Ş.**  
**NOTES TO THE FINANCIAL STATEMENTS**  
**FOR THE INTERIM PERIOD 1 JANUARY- 30 SEPTEMBER 2018**  
(Amounts are expressed in thousands of Turkish Lira (TL) unless otherwise stated.)

**SECTION FIVE (Continued)**

**EXPLANATIONS AND DISCLOSURES ON UNCONSOLIDATED FINANCIAL STATEMENTS (Continued)**

**II. Explanations and disclosures related to the liabilities (continued)**

**8. Explanations on taxes payable (continued)**

**8.b Information on deferred taxes liabilities:**

As at the reporting date, the Bank has no deferred tax liability (31 December 2017: None).

**9. Explanations on liabilities regarding assets held for sale**

Not prepared in accordance with the Article No.25 of the Communiqué on the Financial Statements and Related Disclosures and Footnotes to be Announced to Public by Banks.

**10. Explanations on the number of subordinated loans the Bank used, maturity, interest rate, institution that the loan was borrowed from, and conversion option, if any:**

Debt Instruments Subject to Common Equity	Current Period		Prior Period	
	TL	FC	TL	FC
Subordinated Loans	-	-	-	-
Subordinated Debt Instruments	-	-	-	-
Debt Instruments Subject to Tier II Equity	-	1.777.500	-	1.146.236
Subordinated Loans	-	-	-	-
Subordinated Debt Instruments	-	1.777.500	-	1.146.236
<b>Total</b>	<b>-</b>	<b>1.777.500</b>	<b>-</b>	<b>1.146.236</b>

**11. Explanations on shareholders' equity**

**11.a Presentation of paid-in capital:**

	Current Period	Prior Period
Common stock	2.800.000	2.400.000
Preferred stock	-	-

**11.b Paid-in capital amount, explanation as to whether the registered share capital system ceiling is applicable at bank, if so, amount of registered share capital:**

Capital System	Paid-in capital	Ceiling
Registered Capital System	2.800.000	4.500.000

**11.c Information on share capital increases and their sources; other information on increased capital shares in current period:**

In the meeting of the General Assembly held on 23 March 2018, it has been resolved that, paid in capital of the Bank will be increased from TL 2.400.000 to TL 2.800.000 by adding TL 400.000. In respect of the resolution of the General Assembly, all of this increase will be incorporated from the profit of the year 2017. Aforementioned increase was approved by the BRSA dated 26 April 2018 and was announced in the Turkish Trade Registry Gazette dated 7 June 2018 and No. 9605.

In the meeting of the General Assembly held on 23 March 2017, it has been resolved that, paid-in capital of the Bank will be increased from TL 2.050.000 to TL 2.400.000 by adding TL 350.000. In respect of the resolution of the General Assembly, all of this increase will be incorporated from the profit of the year 2016. Aforementioned increase was approved by the BRSA dated 27 April 2017 and was announced in the Turkish Trade Registry Gazette dated 12 June 2017 and No. 9345.

**TÜRKİYE SİNAİ KALKINMA BANKASI A.Ş.**  
**NOTES TO THE FINANCIAL STATEMENTS**  
**FOR THE INTERIM PERIOD 1 JANUARY- 30 SEPTEMBER 2018**  
(Amounts are expressed in thousands of Turkish Lira (TL) unless otherwise stated.)

**SECTION FIVE (Continued)**

**EXPLANATIONS AND DISCLOSURES ON UNCONSOLIDATED FINANCIAL STATEMENTS (Continued)**

**II. Explanations and disclosures related to the liabilities (continued)**

**11. Explanations on shareholders' equity (continued)**

**11.d Information on share capital increases from capital reserves:**

None (31 December 2017: None).

**11.e Capital commitments in the last fiscal year and at the end of the following period, the general purpose of these commitments and projected resources required to meet these commitments:**

The Bank has no capital commitments for its associates in the last fiscal year and at the end of the following period.

**11.f Indicators of the Bank's income, profitability and liquidity for the previous periods and possible effects of these future assumptions on the Bank's equity due to the uncertainty of these indicators:**

The prior period income, profitability and liquidity of the Bank and their trends in the successive periods are followed by Budget Planning and Investor Relations Department by considering the outcomes of the potential changes in the foreign exchange rate, interest rate and maturity alterations on profitability and liquidity under various scenario analyses.

The Bank operations are profitable, and the Bank retains the major part of its profit by capital increases or capital reserves within the shareholders equity.

**11.g Information on preferred shares:**

The Bank has no preferred shares (31 December 2017: None).

**11.h Information on marketable securities value increase fund:**

	Current Period	
	TL	FC
<b>From Associates, Subsidiaries, and Entities Under Common Control</b>	<b>276.674</b>	<b>-</b>
<b>Available for Sale Financial Assets</b>	<b>(137.499)</b>	<b>(112.944)</b>
Valuation Differences	(159.534)	(112.944)
Foreign Exchange Difference	22.035	-
<b>Total</b>	<b>139.175</b>	<b>(112.944)</b>

	Prior Period	
	TL	FC
<b>From Associates, Subsidiaries, and Entities Under Common Control</b>	<b>95.378</b>	<b>-</b>
<b>Available for Sale Financial Assets</b>	<b>(34.415)</b>	<b>12.440</b>
Valuation Differences	(42.262)	12.440
Foreign Exchange Difference	7.847	-
<b>Total</b>	<b>60.963</b>	<b>12.440</b>

**TÜRKİYE SİNAİ KALKINMA BANKASI A.Ş.**  
**NOTES TO THE FINANCIAL STATEMENTS**  
**FOR THE INTERIM PERIOD 1 JANUARY- 30 SEPTEMBER 2018**  
(Amounts are expressed in thousands of Turkish Lira (TL) unless otherwise stated.)

**SECTION FIVE (Continued)**

**EXPLANATIONS AND DISCLOSURES ON UNCONSOLIDATED FINANCIAL STATEMENTS (Continued)**

**III. Explanations and disclosures related to the off-balance sheet items**

**1. Explanation on off-balance sheet liabilities**

**1.a Types and amount of irrevocable loan commitments:**

	<b>Current Period</b>	<b>Prior Period</b>
Commitments for Forward Purchase and Sales of Assets	129.751	99.151
Commitments for Stock Brokerage Purchase and Sales	144.018	158.451
Commitments for Letter of Credit	174.853	197.571
Capital commitments for subsidiaries and associates (1)	-	78.890
Commitments from Forward Short Term Borrowing and Transfers	114.525	93
Other	223.211	225.423
<b>Total</b>	<b>786.358</b>	<b>759.579</b>

(1) The Bank, the European Investment Fund (European Investment Fund - EIF), to be established by Turkey, Growth and Innovation Fund (Turkish Growth and Innovation Fund - TGIF) purchase of shares of the fund established under the name situated remaining amount that commitment. "

**1.b Possible losses and commitments related to off-balance sheet items including items listed below:**

**1.b.1 Non-cash loans including guarantees, surety and acceptances, financial collaterals and other letters of credits:**

As of the reporting date, total letters of credit, surety and acceptances amount to TL 2.049.062 (31 December 2017: TL 1.098.066).

**1.b.2 Certain guarantees, tentative guarantees, surety ships and similar transactions:**

As of the reporting date, total letters of guarantee given by the Bank is TL 1.899.121 (31 December 2017: TL 1.475.647).

**1.c.1 Total amount of non-cash loans:**

	<b>Current Period</b>	<b>Prior Period</b>
Non-cash loans given against obtaining cash loans	1.354.325	736.637
With maturity of one year or less than one year	102.399	25.877
With maturity of more than one year	1.251.926	710.760
Other non-cash loans	2.593.858	1.837.076
<b>Total</b>	<b>3.948.183</b>	<b>2.573.713</b>

**1.c.2 Information on sectoral risk concentration of non cash loans:**

Not prepared in accordance with the Article No.25 of the Communiqué on the Financial Statements and Related Disclosures and Footnotes to be Announced to Public by Banks.

**1.c.3 Information on non cash loans classified under Group I and Group II:**

Not prepared in accordance with the Article No.25 of the Communiqué on the Financial Statements and Related Disclosures and Footnotes to be Announced to Public by Banks.

**TÜRKİYE SİNAİ KALKINMA BANKASI A.Ş.**  
**NOTES TO THE FINANCIAL STATEMENTS**  
**FOR THE INTERIM PERIOD 1 JANUARY- 30 SEPTEMBER 2018**

(Amounts are expressed in thousands of Turkish Lira (TL) unless otherwise stated.)

**SECTION FIVE (Continued)**

**EXPLANATIONS AND DISCLOSURES ON UNCONSOLIDATED FINANCIAL STATEMENTS**  
**(Continued)**

**III. Explanations and disclosures related to the off-balance sheet items (continued)**

**2. Explanation related to derivative financial instruments**

Not prepared in accordance with the Article No.25 of the Communiqué on the Financial Statements and Related Disclosures and Footnotes to be Announced to Public by Banks.

**3. Explanations on loan derivatives and risk exposures**

Not prepared in accordance with the Article No.25 of the Communiqué on the Financial Statements and Related Disclosures and Footnotes to be Announced to Public by Banks.

**4. Explanations on contingent liabilities and assets**

There are 34 legal cases against the Bank which are amounting to TL 2.176 as of the reporting date (31 December 2017: TL 2.176 - 34 legal cases).

Tax Audit Committee inspectors made an investigation for the years 2008-2011 about the payments made by the Bank and employees to “Türkiye Sınai Kalkınma Bankası A.Ş. Mensupları Munzam Sosyal Güvenlik ve Yardımlaşma Vakfı” (Foundation) established in accordance with the decisions of Turkish Commercial Law and Civil Law as made to all Foundations in the sector. According to this investigation it has been communicated that the amount Bank is obliged to pay is a benefit in the nature of fee for the members of Foundation worked at the time of payment, the amount Foundation members are obliged to pay should not been deducted from the basis of fee; accordingly tax audit report was issued with the claim that it should be taken penalized income tax surcharge / penalized stamp duty deducted from allowance and total amount of TL 17.325 tax penalty notice relating to period in question to Bank relying on this report.

The Bank assesses that the Bank’s practice is in compliance with the legislation and there is no legal basis for the tax administration’s suspended assessments, therefore, lawsuits have been filed against the subjected assessments in various tax courts in İstanbul, Ankara and İzmir. Some of the lawsuits are decided favourable, remaining of lawsuits are decided unfavourable by the tax courts of first instance. On the other hand, appeal and objection have been requested by the Bank against the decision of the Court with respect to the Bank and by the administration against the decision of the Court with respect to the administration and completion of appeal process is waited. The tax and penalty notices related to the decision of the tax court of first instance against the Bank are accrued by administration depending on legal process and as of 31 July 2014 the Bank has made total payments amounting to TL 22.091.

A similar case has been submitted to the Constitutional Court in the form of individual remedies by the main shareholder of the Bank in relation to the Bank’s liabilities to pay, the Constitutional Court gave the decision with court file number 2014/6192. According to court decision published in the Official Gazette dated 21 February 2015 and numbered 29274, the assessments against the Bank was contrary to the principle of legality and the Bank’s property rights has been violated. This decision is considered to be a precedent for the Bank and an amount of TL 12.750 corresponding to the portion that the Bank was obliged to pay for the related period is recognized as income in the prior period.,

According to Legal Department of the Bank, it is not expected that the other lawsuits against the Bank will have a significant impact on the financial statements.

**5. Custodian and intermediary services:**

Not prepared in accordance with the Article No.25 of the Communiqué on the Financial Statements and Related Disclosures and Footnotes to be Announced to Public by Banks.

**TÜRKİYE SİNAİ KALKINMA BANKASI A.Ş.**  
**NOTES TO THE FINANCIAL STATEMENTS**  
**FOR THE INTERIM PERIOD 1 JANUARY- 30 SEPTEMBER 2018**  
(Amounts are expressed in thousands of Turkish Lira (TL) unless otherwise stated.)

**SECTION FIVE (Continued)**

**EXPLANATIONS AND DISCLOSURES ON UNCONSOLIDATED FINANCIAL STATEMENTS (Continued)**

**IV. Explanations and disclosures related to the income statement**

**1. Information on interest income**

**1.a Information on interest on loans:**

	Current Period		Prior Period	
	TL	FC	TL	FC
Interest on loans (1)				
Short term loans	270.079	30.260	138.015	6.610
Medium and long term loans	238.122	1.053.553	155.101	620.706
Interest on non-performing loans	-	22.414	405	87
Premiums received from Resource Utilization Support Fund	-	-	-	-
<b>Total</b>	<b>508.201</b>	<b>1.106.227</b>	<b>293.521</b>	<b>627.403</b>

(1) Commission income from loans have been included to the interest on loans.

**1.b Information on interest received from banks:**

	Current Period		Prior Period	
	TL	FC	TL	FC
The Central Bank of Turkey (1)	7.045	-	3.885	-
Domestic banks	25.003	1.328	23.992	1.488
Foreign banks	1.058	382	986	69
Branches and head office abroad	-	-	-	-
<b>Total</b>	<b>33.106</b>	<b>1.710</b>	<b>28.863</b>	<b>1.557</b>

(1) Interests given to the Turkish Lira and US Dollar portion of the CBRT Required Reserves, reserve options and unrestricted accounts have been presented under "The Central Bank of Turkey" line in the financial statements.

**1.c Information on interest received from marketable securities:**

	Current Period	
	TL	FC
Financial Assets at Fair Value Through Profit and Loss	20	-
Financial Assets at Fair Value Through Other Comprehensive Income	205.505	47.913
Financial Assets Measured at Amortized Cost	170.149	7.218
<b>Total</b>	<b>375.674</b>	<b>55.131</b>

	Prior Period	
	TL	FC
Trading Securities	916	1
Financial Assets at Fair Value Through Profit and Loss	-	-
Available for Sale Financial Assets	135.912	35.891
Investments Held to Maturity	110.304	11.938
<b>Total</b>	<b>247.132</b>	<b>47.830</b>

As indicated in accounting policies, the bank evaluate its Consumer Price Indexed (CPI) government bonds which are in securities portfolio of the Bank base on reference index at date of issue and estimated CPI's. The estimated CPI's is updated when it seems necessary. As of 30 September 2018, the subjected securities is evaluated based on estimated annual inflation rate 19%.

**TÜRKİYE SİNAİ KALKINMA BANKASI A.Ş.**  
**NOTES TO THE FINANCIAL STATEMENTS**  
**FOR THE INTERIM PERIOD 1 JANUARY- 30 SEPTEMBER 2018**

(Amounts are expressed in thousands of Turkish Lira (TL) unless otherwise stated.)

**SECTION FIVE (Continued)**

**EXPLANATIONS AND DISCLOSURES ON UNCONSOLIDATED FINANCIAL STATEMENTS (Continued)**

**IV. Explanations and disclosures related to the income statement (continued)**

**1. Information on interest income (continued)**

**1.d Information on interest income received from associates and subsidiaries:**

	<b>Current Period</b>	<b>Prior Period</b>
Interest received from associates and subsidiaries	22.500	14.970

**2. Information on interest expenses**

**2.a Information on interest on funds borrowed:**

	<b>Current Period</b>		<b>Prior Period</b>	
	<b>TL</b>	<b>FC</b>	<b>TL</b>	<b>FC</b>
Banks	32.746	57.632	17.071	26.554
The Central Bank of Turkey	-	-	-	-
Domestic banks	23.859	5.148	8.999	2.336
Foreign banks	8.887	52.484	8.072	24.218
Branches and head office abroad	-	-	-	-
Other financial institutions	2.090	331.149	2.090	180.406
<b>Total (*)</b>	<b>34.836</b>	<b>388.781</b>	<b>19.161</b>	<b>206.960</b>

(\*) Commissions given to other financial institutions have been included to interest expense on funds borrowed.

**2.b Information on interest expense to associates and subsidiaries:**

The Bank has no interest expense to its associates and subsidiaries (31 December 2017: None).

**2.c Information on interest expense to securities issued:**

	<b>Current Period</b>		<b>Prior Period</b>	
	<b>TL</b>	<b>FC</b>	<b>TL</b>	<b>FC</b>
Interest on Securities Issued (1)	-	378.951	-	185.272

(1) Commissions given to issuance have been included to interest expense on funds borrowed.

**3. Information on dividend income**

Not prepared in accordance with the Article No.25 of the Communiqué on the Financial Statements and Related Disclosures and Footnotes to be Announced to Public by Banks.

**4. Information on net trading income (net)**

	<b>Current Period</b>	<b>Prior Period</b>
<b>Profit</b>	<b>5.129.416</b>	<b>1.171.761</b>
Gains on capital market operations	3.703	6.544
Gains on derivative financial instruments (*)	3.362.920	663.999
Foreign exchange gains	1.762.793	501.218
<b>Losses (-)</b>	<b>(5.258.426)</b>	<b>(1.218.524)</b>
Losses on capital market operations	(2.044)	(2.404)
Losses on derivative financial instruments (*)	(3.119.067)	(885.105)
Foreign exchange losses	(2.137.315)	(331.015)

(\*) Foreign exchange gain from derivative transactions amounting to TL 2.358.540 is presented in "Gains on derivative financial instruments" (30 September 2017: TL 242.907), foreign exchange loss from derivative transactions amounting to TL (2.130.771) is presented in "Losses on derivative financial instruments" (30 September 2017: TL (461.199)).

**TÜRKİYE SİNAİ KALKINMA BANKASI A.Ş.**  
**NOTES TO THE FINANCIAL STATEMENTS**  
**FOR THE INTERIM PERIOD 1 JANUARY- 30 SEPTEMBER 2018**

(Amounts are expressed in thousands of Turkish Lira (TL) unless otherwise stated.)

**SECTION FIVE (Continued)**

**EXPLANATIONS AND DISCLOSURES ON UNCONSOLIDATED FINANCIAL STATEMENTS (Continued)**

**IV. Explanations and disclosures related to the income statement (continued)**

**5. Explanation related to other operating income**

	<b>Current Period</b>	<b>Prior Period</b>
Provisions Released (1)	150.000	199
Gains on Sale of Assets	-	244
From Associate and Subsidiary Sales	-	-
From Immovable Fixed Asset Sales	-	-
From Property Sales	-	244
From Other Asset Sales	-	-
Other	2.196	1.879
<b>Total</b>	<b>152.196</b>	<b>2.322</b>

(1) Includes TL 150.000 other provision released in the current period

**6.a.1 Expected credit loss of the Bank**

	<b>Current Period</b>
Expected Credit Loss	423.938
12 Months Expected Credit Loss (Stage 1)	53.690
Significant Increase in Credit Risk (Stage 2)	250.588
Non-performing Loans (Stage 3)	119.660
Marketable Securities Impairment Expenses	8.511
Financial Assets at Fair Value Through Profit or Loss	-
Financial Assets at Fair Value Through Other Comprehensive Income	8.511
Associates, Subsidiaries, and Entities under Common Control (Joint Venture) Value Decrease	-
Associates	-
Subsidiaries	-
Entities under Common Control (Joint Venture)	-
Other	-
<b>Total</b>	<b>432.449</b>

**6.a.2 Provision expenses related to loans and other receivables of the Bank**

	<b>Prior Period</b>
Specific provisions for loans and other receivables	4.896
III. Group Loans and Receivables	-
IV. Group Loans and Receivables	4.894
V. Group Loans and Receivables	2
General provision expenses	30.240
Provision expenses for possible losses	-
Marketable securities impairment expenses	1.924
Trading securities	-
Investment securities available for sale	1.924
Impairment provisions	4.029
Associates	-
Subsidiaries	-
Entities under common control (joint vent.)	-
Investment securities held to maturity	4.029
Other (*)	4.000
<b>Total</b>	<b>45.089</b>

(\*) Other provision contains amounting to TL 4.000 allocated for the risks related to the loan portfolio.



**TÜRKİYE SİNAİ KALKINMA BANKASI A.Ş.**  
**NOTES TO THE FINANCIAL STATEMENTS**  
**FOR THE INTERIM PERIOD 1 JANUARY- 30 SEPTEMBER 2018**  
(Amounts are expressed in thousands of Turkish Lira (TL) unless otherwise stated.)

**SECTION FIVE (Continued)**

**EXPLANATIONS AND DISCLOSURES ON UNCONSOLIDATED FINANCIAL STATEMENTS (Continued)**

**IV. Explanations and disclosures related to the income statement (continued)**

**7. Information related to other operating expenses**

	<b>Current Period</b>	<b>Prior Period</b>
Personnel expenses (1) (2)	79.926	61.564
Reserve for employee termination benefits (1)	412	1.139
Bank social aid fund deficit provision	-	-
Impairment expenses of fixed assets	-	-
Depreciation expenses of fixed assets	2.841	2.488
Impairment expenses of intangible assets	-	-
Impairment expense of goodwill	-	-
Amortization expenses of intangible assets	700	415
Impairment on subsidiaries accounted for under equity method	-	-
Impairment on assets for resale	-	15
Depreciation expenses of assets for resale	-	-
Impairment expenses of assets held for sale	-	-
Other operating expenses	22.634	17.792
Rent expenses	9.688	7.371
Maintenance expenses	488	402
Advertisement expenses	777	698
Other expenses	11.681	9.321
Loss on sale of assets	-	-
Other (3)	13.614	14.578
<b>Total</b>	<b>120.127</b>	<b>97.991</b>

(1) Due to personnel expenses and reserve for employee termination benefits shown separately on the financial statement in the current period it is not include in the other operating expenses.

(2) Personnel dividend that is not recognized in the previous periods on the financial statements is recognized through rediscount at 30 September 2018. For the distribution of profit share to the employees in accordance with TAS 19 "Employee Benefits", a provision amounting to TL 10.350 is allocated during the period and classified in personnel expenses.

(3) It contains vacation liability expenses amounting TL 728.

**8. Information on tax provision for continued and discontinued operations**

**8.a Information on current tax charge or benefit and deferred tax charge or benefit:**

The Bank's current tax charge for the period is TL 56.993 (30 September 2017: TL 117.450). Deferred tax charge is TL 114.351 (30 September 2017: TL 2.907 deferred tax benefit).

**8.b Information related to deferred tax benefit or charge on temporary differences:**

Deferred tax charge calculated on temporary differences is TL 114.351(30 September 2017: TL 2.907 deferred tax benefit).

**8.c Information related to deferred tax benefit / charge on temporary differences, losses, tax deductions and exceptions:**

There are no deferred tax benefit or charge on temporary differences, losses, tax deductions and exceptions (30 September 2017: None).

**TÜRKİYE SİNAİ KALKINMA BANKASI A.Ş.**  
**NOTES TO THE FINANCIAL STATEMENTS**  
**FOR THE INTERIM PERIOD 1 JANUARY- 30 SEPTEMBER 2018**

(Amounts are expressed in thousands of Turkish Lira (TL) unless otherwise stated.)

**SECTION FIVE (Continued)**

**EXPLANATIONS AND DISCLOSURES ON UNCONSOLIDATED FINANCIAL STATEMENTS  
(Continued)**

**IV. Explanations and disclosures related to the income statement (continued)**

**9. Explanations on net profit/loss from continued and discontinued operations**

The Bank is increased the net profit by 8,57% for the period ended 30 September 2018 compared to prior period.

**10. Information on net profit/loss**

**10.a The nature and amount of certain income and expense items from ordinary operations is disclosed if the disclosure for nature, amount and repetition rate of such items is required for the complete understanding of the Bank's performance for the period:**

The Bank has generated TL 2.165.413 of interest income, TL 1.003.827 of interest expenses and TL 13.217 of net fee and commission income from banking operations (30 September 2017: TL 1.293.465 interest income, TL 566.059 interest expense, TL 8.920 net fee and commission income).

**10.b The effect of the change in accounting estimates to the net profit/loss; including the effects to the future period, if any:**

There has no change in the accounting estimates and accordingly effect on the financial statement items.

**10.c Minority share of profit and loss:**

There is no profit and loss attributable to minority interest in the accompanying unconsolidated financial statements (31 December 2017: None).

**11. If the other items in the income statement exceed 10% of the income statement total, accounts amounting to at least 20% of these items are shown below:**

None other than other operating expense explained in Note IV.7, exceeds 10% of the income statement.

**TÜRKİYE SİNAİ KALKINMA BANKASI A.Ş.**  
**NOTES TO THE FINANCIAL STATEMENTS**  
**FOR THE INTERIM PERIOD 1 JANUARY- 30 SEPTEMBER 2018**

(Amounts are expressed in thousands of Turkish Lira (TL) unless otherwise stated.)

**SECTION FIVE (Continued)**

**EXPLANATIONS AND DISCLOSURES ON UNCONSOLIDATED FINANCIAL STATEMENTS (Continued)**

**V. Explanations on the risk group of the Bank**

**1. Information on the volume of transactions related to the Bank's own risk group, outstanding loan and deposit transactions and income and expenses of the period**

**1.a Current Period:**

Risk Group of the Bank	Subsidiaries and Associates		Direct and Indirect Shareholders of the Bank		Other Entities Included In the Risk Group	
	Cash	Non-cash	Cash	Non-cash	Cash	Non-cash
Loans and Other Receivables						
Balance at Beginning of Period	257.470	262	-	-	76.931	-
Balance at End of Period	489.864	4.983	-	-	80.901	-
Interest and Commission Income	21.847	653	-	-	4.649	-

**1.b Prior Period:**

Risk Group of the Bank	Subsidiaries and Associates		Direct and Indirect Shareholders of the Bank		Other Entities Included In the risk Group	
	Cash	Non-cash	Cash	Non-cash	Cash	Non-cash
Loans and Other Receivables						
Balance at Beginning of Period	346.306	7.878	21.131	-	90.035	-
Balance at End of Period	257.470	262	-	-	76.931	-
Interest and Commission Income (1)	14.421	549	251	-	4.831	-

(1) Represents for the period of 30 September 2017.

**1.c Information on deposit held by Bank's own risk group:**

The Bank is not authorized to accept deposits.

**2. Information on forward, option and other similar agreements made with Bank's own risk group**

Risk Group of the Bank	Subsidiaries and Associates		Direct and Indirect Shareholders of the Bank		Other Entities Included in the Risk Group	
	Current Period	Prior Period	Current Period	Prior Period	Current Period	Prior Period
<b>Fair Value Through Profit or Loss Transactions</b>						
Beginning of the Period	444.536	849.378	-	-	-	-
End of the Period	656.860	444.536	-	-	143.001	-
Total Profit / Loss (1)	(175.991)	(26.483)	-	-	14.135	-
<b>Hedging Risk Transactions</b>						
Beginning of the Period	-	-	-	-	-	-
End of the Period	-	-	-	-	-	-
Total Profit / Loss	-	-	-	-	-	-

(1) Prior period includes the informations belong to 30 September 2017

**3. Total salaries and similar benefits provided to the key management personnel**

Benefits provided to the key management personnel in the current period amount to TL 9.883 (30 September 2017: TL 9.707).

**TÜRKİYE SİNAİ KALKINMA BANKASI A.Ş.**  
**NOTES TO THE FINANCIAL STATEMENTS**  
**FOR THE INTERIM PERIOD 1 JANUARY- 30 SEPTEMBER 2018**

(Amounts are expressed in thousands of Turkish Lira (TL) unless otherwise stated.)

**SECTION FIVE (Continued)**

**EXPLANATIONS AND DISCLOSURES ON UNCONSOLIDATED FINANCIAL STATEMENTS (Continued)**

**VI. Explanations related to the events after the reporting date**

The application of regarding capital increase by TSKB Gayrimenkul Yatırım Ortaklığı A.Ş. (TSKB GYO) was approved by the Capital Markets Board and announced in the Capital Market Bulletin numbered 2018/44 in 11 October 2018.

**SECTION SIX**

**AUDITORS' LIMITED REVIEW REPORT**

**I. Explanations on the auditors' limited review report**

The unconsolidated financial statements for the period ended 30 September 2018 have been reviewed by Güney Bağımsız Denetim ve Serbest Muhasebeci Mali Müşavirlik A.Ş. (A member firm of Ernst & Young Global Limited). The independent auditor's review report dated 30 October 2018 is presented preceding the financial statements.

**II. Explanations and notes prepared by independent auditors**

There are no other explanations and notes not expressed in sections above related with the Bank's operations.

**TÜRKİYE SİNAİ KALKINMA BANKASI A.Ş.**  
**NOTES TO THE FINANCIAL STATEMENTS**  
**FOR THE INTERIM PERIOD 1 JANUARY- 30 SEPTEMBER 2018**

(Amounts are expressed in thousands of Turkish Lira (TL) unless otherwise stated.)

**SECTION SEVEN**

**INFORMATION ON INTERIM ACTIVITY REPORT**

**I. Interim period activity report included chairman of board of directors and CEO's assessments for the interim activities**

**GENERAL INFORMATION**

**Board of Directors**

Name and Surname	Position	Term	Independent Member	Committees and Roles
Hakkı Ersin Özince	Chairman	2018-2021	No	-
Mehmet Şencan	Vice Chairman	2018-2021	Yes*	Chair of Audit Committee, Member of Credit Revision Committee
Suat İnce	Board Member and CEO	2018-2021	No	Member of Credit Revision Committee
Yavuz Canevi	Board Member	2018-2021	No	-
Mehmet Emin Özcan	Board Member	2018-2021	No	-
Ebru Özşuca	Board Member	2018-2021	Yes*	Member of Audit Committee, Chair of Corporate Governance Committee, Chair of Remuneration Committee
Mithat Rende	Board Member	2018-2021	Yes	Member of Sustainability Committee
Zeynep Hansu Uçar	Board Member	2018-2021	No	Member of Corporate Governance Committee, Member of Remuneration Committee, Member of Sustainability Committee
Ahmet Hakan Ünal	Board Member	2018-2021	No	Member of Credit Revision Committee
Hüseyin Yalçın	Board Member	2018-2021	No	-
Can Yücel	Board Member	2018-2021	No	Member of Credit Revision Committee, Member of Sustainability Committee

\*Considered as an independent member pursuant to the Corporate Governance Communique by the CMB for being a Member of the Audit Committee

**Information on the Bank's Board Meetings**

The Board of Directors issued 32 decisions in the period between January 1, 2018 - September 30, 2018. Board Members attended the meetings at a satisfactory level.

**Senior Management**

Name and Surname	Position
Suat İnce	CEO
Çiğdem İçel	Executive Vice President - Economic Research, Financial Institutions, Development Finance Institutions, Engineering and Technical Consultancy
Ece Börü (acting) (1)	Executive Vice President - Loans, Loan Monitoring, Loan Operations
B. Gökhan Çanakpınar	Executive Vice President - Building Management and Administrative Affairs, System Support and Operation, Application Development
Ece Börü	Executive Vice President - Budget Planning and Investor Relations, Financial Analysis and Appraisal, Financial Control
Hakan Aygen	Executive Vice President - Corporate Finance, Corporate Marketing, Project Finance
A. Ferit Eraslan	Executive Vice President - Board of Internal Auditors, Internal Control, Risk Management
Aslı Zerrin Hancı	Executive Vice President - Treasury, Treasury & Capital Markets Operations
H. Yetkin Kesler	Executive Vice President - Pension and Assistance Funds, Human Resources, Corporate Communication, Enterprise Architecture and Process Management, Corporate Compliance

(1) Ms. Ufuk Bala Yücel retired from her position as Executive Vice President for Loans, Loan Monitoring, Loan Operations, and Ms. Ece Börü has assumed the same position as the acting Executive Vice President of Loans, Loan Monitoring, Loan Operations.

The third quarter of the year saw no changes in the Board of Directors or the Senior Management.

**TÜRKİYE SİNAİ KALKINMA BANKASI A.Ş.**  
**NOTES TO THE FINANCIAL STATEMENTS**  
**FOR THE INTERIM PERIOD 1 JANUARY- 30 SEPTEMBER 2018**

(Amounts are expressed in thousands of Turkish Lira (TL) unless otherwise stated.)

**SECTION SEVEN**

**INFORMATION ON INTERIM ACTIVITY REPORT**

**I. Interim period activity report included chairman of board of directors and CEO's assessments for the interim activities (continued)**

**ASSESSMENTS OF THE CHAIRMAN FOR THE PERIOD**

International developments indicate that the global economy is undergoing a significant change. The U.S. tax measures aiming to influence global trade directly following the loosening steps in fiscal policy, coupled with the trade agreements it has recently been re-establishing, will have an impact on global growth in the near future. On the other hand, the Federal Reserve is consistently taking tightening measures. Economic indicators have started to improve in Europe while political developments increase the uncertainty about monetary policy.

Dynamism in domestic and foreign politics, depreciating exchange rates and increasing interest rates led the authorities to put into action some contingency plans for the real sector and banking sector. Our banking sector has been a focus for regulations in the wake of changes in procedures for swap transactions following a strong monetary tightening by the Central Bank to control exchange rate volatility, changes regarding required reserves in deposits, and restructuring programs for loans extended to the real sector. The Restructuring Program for the next three years sets out medium-term objectives and policies and has emerged as a guide for long-term planning in our sector. We believe these regulations will shortly have a positive impact on our economy and our sector.

During this period, TSKB continued to diversify its resources. The Bank signed a new loan agreement of USD 200 million with the Asian Infrastructure Investment Bank (AIIB) in September, with the Treasury and the Ministry of Finance standing as the guarantor. This was yet another addition into the list of development finance institutions that TSKB works with. This fund will be used to maintain support to investments in renewable energy, energy efficiency, transportation, energy transmission, waste water management and telecommunication sectors.

TSKB has assumed a leading position in development banking and in ever improving development projects in Turkey and its vicinity, and we are confident that TSKB's support for the economy will increase exponentially in sectors that provide the lifeblood to the economy under the current market conditions.

Sincerely,

Chairman

H. Ersin Özince

**TÜRKİYE SİNAİ KALKINMA BANKASI A.Ş.**  
**NOTES TO THE FINANCIAL STATEMENTS**  
**FOR THE INTERIM PERIOD 1 JANUARY- 30 SEPTEMBER 2018**

(Amounts are expressed in thousands of Turkish Lira (TL) unless otherwise stated.)

**SECTION SEVEN**

**INFORMATION ON INTERIM ACTIVITY REPORT**

**I. Interim period activity report included chairman of board of directors and CEO's assessments for the interim activities (continued)**

**ASSESSMENTS OF THE CHIEF EXECUTIVE OFFICER FOR THE PERIOD**

Supporting private sector investments in Turkey and thus making an ever-increasing contribution to the economy, our bank has continued to deliver operations, funding operations in particular, in accordance with the changes in the financial markets and the legal regulations made in the first nine months of 2018. Following our successful Eurobond issuance in January and as a result of negotiations for long-term funding, we secured from the World Bank a loan of USD 400 million on a maturity of 29 years under the "Inclusive Access to Finance Project" in the second quarter, with the Undersecretariat of Treasury of the Turkish Prime Ministry standing as the guarantor. In early July, we secured a syndicated loan worth USD 220 million participated by a total of 15 banks from 11 countries.

Sustainable energy and infrastructure investments are of utmost importance for our country in terms of both combating the climate change and reducing dependence on foreign energy resources. TSKB was the first in the world to sign a new loan agreement amounting to USD 200 million with the Asian Infrastructure Investment Bank (AIIB) in September. The loan will be utilized for the financing of renewable energy, energy efficiency, transportation, energy transmission, waste water management and telecommunication investments. This is the first time that AIIB extends a loan to any bank in the world to finance private sector investments. We take pride in bringing such funding into our country, and we believe this loan is a sign of the confidence in our national economy. We would like to thank the Ministry of Treasury and Finance for their comprehensive efforts in taking this pioneering step as well as AIIB for this valuable collaboration on our development journey.

On TSKB Blog, we share our extensive knowledge and experience on many subjects such as economy, development, sectors, sustainability and inclusiveness. We keep up with the development agenda and aim to shed light on the rapid transformation in different industries through articles written within the framework of international developments such as digital transformation, industry 4.0 and low-carbon economy, in addition to the economy and finance agenda.

Working for Turkey's inclusive and sustainable development goals, we have achieved healthy financial results in the first nine months of the year. Recent loans have mainly focused on renewable energy, food, logistics, energy and resource efficiency investments, women's employment projects as well as APEX loans and enabled our loan portfolio to reach TL 33,6 billion. In the same period, our net profit stood at TL 491 million. As of September 30, 2018, our assets rose by 51% to TL 43,6 billion and our equity grew by 10% to reach TL 3,9 billion on a year-to-date basis.

The strong dynamics of Turkey's economy currently offers significant opportunities for investment. I think we have left the difficult period behind thanks to the measures taken by our economy management. I also think we are now in the process of recovery. At TSKB, we will continue to stand by our investors in the upcoming period through our financing and consultancy products and by prioritizing inclusive development and sustainability loans.

Sincerely,

CEO and Board Member

Suat İnce

## **SECTION SEVEN**

### **INFORMATION ON INTERIM ACTIVITY REPORT**

#### **I. Interim period activity report included chairman of board of directors and CEO's assessments for the interim activities (continued)**

##### **ECONOMIC DEVELOPMENTS DURING THE INTERIM PERIOD**

###### **Economic Developments in the First 9 Months of 2018**

In the second quarter of 2018, Turkish economy grew by 5,2% year-on-year. On expenditures side, strong domestic demand emerged as a key driver for growth in the second quarter. Data adjusted for seasonal and calendar effects indicated that the GDP increased by 0,9% in the second quarter of 2018 when compared to the previous quarter. As of the end of June 2018, the size of Turkish economy stood at TL 3,4 trillion (USD 881 billion).

Inflation data by Turkstat revealed that annual inflation based on consumer prices was 24,5% as of September 2018. At 2017 year-end, the inflation rate rose to 11,9%. The FX rate increase and the hike in food prices and global commodity prices all contributed to the rising inflation.

Turkstat data indicated that industrial production maintained its growth trend despite the loss in momentum in the first eight months on a year-on-year basis. The increase rate stood at 9,9% on average in the first quarter, at 5,2% in the second quarter and at 5,6% and 1,7% in July and August respectively. In the first eight months of the year, industrial production increased by 6,4%.

The strong growth in the exports of iron and steel, automotive and white goods in the first eight months of the year led to an increase of 5% in total exports which stood at USD 108 billion. Despite the 20% increase in energy imports in this period, the decrease in gold imports led to the total imports figure to rise only to USD 158 billion by a limited increase of 6%. This led the foreign trade deficit to rise to USD 49 billion with an increase of 8%. In the first eight months, the rate of exports meeting imports stood at 68,8%.

Current accounts deficit increased by 13,5% year-on-year to reach USD 30,6 billion in the first eight months of 2018. The annual deficit was USD 47,4 billion in 2017, which constituted 5,6% of the GDP, and we estimate that it increased to USD 51,1 billion by the end of August 2018, constituting 5,8% of the GDP.

Ministry of Finance data showed that the central administration budget had a TL 56,7 billion deficit in the first three quarters of 2018 with a year-on-year increase of 79%. In the first three quarters, tax revenues increased by 19,2% to reach TL 459 billion and primary expenditures rose by 23% to stand at TL 543 billion. Primary surplus, on the other hand, fell by 75,3% to TL 3,7 billion year-on-year in the first nine months of 2018.

###### **Markets**

In the first nine months of the year, global economic growth maintained its pace despite political risks, increasing protectionist tendencies in trade and the rising oil prices. There was an increase in private investments. Furthermore, a concordant progress of fiscal loosening and monetary policies in the U.S had a positive impact on global growth. However, the increasing presence of protectionist measures, the increase in geopolitical risks, the problems in developing countries and the increase in energy prices in the third quarter of the year point out to the fact that robust global growth is not sustainable and will not spread worldwide.

In the first nine months of the year, robust growth indicators and low unemployment levels in the U.S. allowed the Federal Reserve to hike interest rates three times by 0,25 points, and the expectation for another increase in the last quarter has strengthened. Therefore, the FED funding rate of 1,25-1,50% at the beginning of the year is expected to rise to 2,25-2,50% by the end of the year. On the other hand, the increase in geopolitical risks caused the oil prices to rise by 24% to reach USD 82 since the beginning of the year and resulted in an increase in the middle-term inflation risks. This resulted in a flight from global bonds. The ten-year U.S. Treasury bond rate started the year at 2,43% and ended the term at 3,06%.



## **SECTION SEVEN**

### **INFORMATION ON INTERIM ACTIVITY REPORT**

#### **I. Interim period activity report included chairman of board of directors and CEO's assessments for the interim activities (continued)**

#### **ECONOMIC DEVELOPMENTS DURING THE INTERIM PERIOD**

##### **Markets (continued)**

The U.S. interest rate hikes, coupled with country-specific political and economic problems, weakened the risk appetite and led to a decline in capital inflows. The IIF data suggests that, standing at USD 206 billion in the first nine months of last year, portfolio inflows into developing countries declined year-on-year to USD 170 billion in 2018. Therefore, the currencies of developing countries have depreciated against USD and risk premiums and bond interests have increased.

The weakened risk appetite in developing countries, depreciation of TL, geopolitical risks and the downward revisions in the credit rating had a negative impact on domestic markets. The deterioration in the inflation outlook due to rising exchange rates increased the upward pressure on interest rates. Two-year benchmark bond interest started the first half of the year at 13,40% and finished it at 25,82%. The Central Bank made a simplification step in the monetary policy in order to curb inflation and reduce volatility in FX rates and increased the weekly repo rate to 17,75%, shifting the funding facility to weekly repo from the late liquidity window. In September, it increased the policy rate to %24 with an increase of 6,25 basis points. USD/TL increased by 59% to reach 5,99, and BIST-100 index decreased by 13% to 99.957 for the period.

##### **Banking Sector**

In the first nine months of the year, TL loans increased by 7,44% whereas FX loans decreased by 2,13% on a currency-adjusted basis. Since the beginning of the year, the currency-adjusted increase was 3,96% in total loans, and this increase is observed to be 830 basis points slower compared to 2017 on a year-on-year basis, during which the impact of CGF loans was evident. On the basis of loan types, the first nine-month credit growth was due to TL corporate loans growing by 10%, while personal credit card debts are prominent with a growth of 12,3%.

Deposits, the major source of funding for the sector, increased by 10,4% in TL during the first nine months of 2018, the fall in FX stood at 3,4% and the net change in total deposits increased by 4,1%.

The loan-to-deposit ratio increased by 14,5 points on the TL side with the impact of CGF-supported loan extensions in 2017, and it was limited to a 1,4 point increase in the first half of 2018, and decreased by 6 points in the third quarter of the year. Starting the year at 151,5%, the ratio decreased to 147% by the end of September. On FX side, the loan-to-deposit ratio increased by 9,8 points, reaching 95,2% due to a fall in deposits. However, due to the weighted impact of the TL side, the total loan-to-deposit ratio remained at 121% during the first half of the year, and decreased to 119,7% in the third quarter of the year with a fall of 1,8 basis points.

<b>Change YTD</b>	<b>TL Terms</b>	<b>Adjusted for currency impact</b>
Loans	23,9%	5,47%
Deposits	29,2%	4,0%

*Source: BRSA Weekly Bulletin, September 28, 2018*

#### **GENERAL ASSEMBLY RESOLUTIONS**

The Bank's annual Ordinary General Assembly meeting was held at the Head Office on March 23, 2018. General Assembly resolutions were shared with shareholders via the Interim Report for the Period of January 1 - March 31, 2018, the Bank's web site and the Public Disclosure Platform.

**TÜRKİYE SİNAİ KALKINMA BANKASI A.Ş.**  
**NOTES TO THE FINANCIAL STATEMENTS**  
**FOR THE INTERIM PERIOD 1 JANUARY- 30 SEPTEMBER 2018**

(Amounts are expressed in thousands of Turkish Lira (TL) unless otherwise stated.)

**SECTION SEVEN**

**INFORMATION ON INTERIM ACTIVITY REPORT**

**I. Interim period activity report included chairman of board of directors and CEO's assessments for the interim activities (continued)**

**HIGHLIGHTS FROM THE BANK'S OPERATIONS DURING THE INTERIM PERIOD**

On September 28, 2018, TSKB and AIIB signed the "Sustainable Energy and Infrastructure Loan Agreement" that is worth USD 200 million. Borrowed under the repayment guarantee of the Ministry of Treasury and Finance, the aforementioned loan will be extended for the financing of renewable energy, energy efficiency, transportation, energy transmission, waste water management and telecommunication investments by private firms all around Turkey. Moreover, this is the first time in the world that AIIB extends a loan to a bank to be transferred to private sector investments.

TSKB's Board of Directors resolved in the meeting held on August 27, 2018 to exercise the right of first option arising from its current shares in TSKB Gayrimenkul Yatırım Ortaklığı Anonim Şirketi (TSKB REIT) in the capital increase to be made by TSKB REIT, of which TSKB is a controlling shareholder, and to commit to TSKB REIT that the shares remaining after the shareholders exercise their rights to buy shares will be purchased at the price that will materialize on Borsa İstanbul A.Ş. Primary Market, on the condition that the price may not be lower than the nominal value and upon the approval of the Capital Markets Board of Turkey.

**Developments Regarding the Bank's Corporate Governance Operations**

TSKB is among the companies participating in the pilot implementation of the new reporting framework developed by the joint efforts of the Capital Markets Board of Turkey, the European Bank for Reconstruction and Development (EBRD) and Nestor Advisors & Ünsal Gündüz Attorneys at Law in order to implement and monitor corporate governance principles and create a reliable information kit.

The third meeting of the TSKB Corporate Governance Committee in 2018 was held in August. In the meeting, it was determined that compliance with the Corporate Governance Principles was achieved and the activities performed during the period were evaluated.

**TÜRKİYE SİNAİ KALKINMA BANKASI A.Ş.**  
**NOTES TO THE FINANCIAL STATEMENTS**  
**FOR THE INTERIM PERIOD 1 JANUARY- 30 SEPTEMBER 2018**

(Amounts are expressed in thousands of Turkish Lira (TL) unless otherwise stated.)

**SECTION SEVEN**

**INFORMATION ON INTERIM ACTIVITY REPORT**

**I. Interim period activity report included chairman of board of directors and CEO's assessments for the interim activities (continued)**

**FINANCIAL DEVELOPMENTS DURING THE INTERIM PERIOD**

Summary for the Bank's main financial indicators as of September 30, 2018 is provided below:

Total assets grew by 60% on a year-on-year basis and by 51% compared to 2017 year-end to reach TL 43,6 billion.

As of the end of September, total loan portfolio stood at TL 33,6 billion, marking an increase of 62% on a year-on-year basis and 50% on a year-to-date basis. The ratio of non-performing loans to total loans stood at 2% as of the end of September.

Equity rose by 15% on a year-on-year basis and by 10% compared to 2017 year-end to reach TL 3,9 billion. Standing at 17% as of 2017 year-end, the capital adequacy ratio was 17,86% as of the end of September 2018.

In the first nine months of the year, net income was TL 491 million.

Return on equity, which was 18,4% in 2017, was 17,6% in the first nine months of 2018.

Return on assets was 2,3% in 2017 and 1,8% in the first nine months of 2018.

In the first nine months of 2018, total adjusted gross operating income increased by 50% on an annual basis to reach TL 1,1 billion while other operating expenses rose by 23% to TL 120 million. The expense-to-income ratio stood at 13,8% in the first nine months of 2017, decreased to 12,5% for the whole year of 2017, and it was 11,4% in the first nine months of 2018.

**Forward-Looking Expectations**

In September 2018, the Bank amended its expectations for 2018. Previously announced as 5%, the GDP growth expectation for 2018 has been updated as 3,2%. After the annual inflation increased up to 24,5%, the year-end inflation expectation has been revised to be 23%.

The Bank has also updated its annual loan growth projection as 2% on a currency-adjusted basis in parallel with the realizations during the first nine months.

The Bank estimates a net interest margin around 4,1% and a return on equity ratio of about 17% by year end with the contribution of CPI-linked securities. Estimated return on assets ratio for the end of 2018 is around 2,0%.

**TÜRKİYE SİNAİ KALKINMA BANKASI A.Ş.**  
**NOTES TO THE FINANCIAL STATEMENTS**  
**FOR THE INTERIM PERIOD 1 JANUARY- 30 SEPTEMBER 2018**  
(Amounts are expressed in thousands of Turkish Lira (TL) unless otherwise stated.)

**SECTION SEVEN**

**INFORMATION ON INTERIM ACTIVITY REPORT**

**I. Interim period activity report included chairman of board of directors and CEO's assessments for the interim activities (continued)**

**Forward-Looking Expectations by TSKB (continued)**

	<b>2018 End-of-Year Projection (previous)</b>	<b>September 30, 2018 Actual</b>	<b>2018 End-of-Year Projection (revised)</b>
<b>Macroeconomic Expectations (%)</b>			
GDP Growth	5,0		3,2
Inflation	13,0		23,0
<b>Financial Expectations (Solo) (%)</b>			
Currency-Adjusted Loan Growth	10-12	2,1 (annual)	~2
Loan-to-Asset Ratio	~77	77	~77
Increase in Net Interest Income	~30	42	~40
Increase in Net Fees & Commissions	>20	48	~25
Increase in Operating Expenses	~25	23	~25
Net Interest Margin (adjusted*)	4,0	4,1	4,1
Return on Equity	~18	17,6	~17
Return on Assets	~2,0	1,8	~2,0
Expense-to-Income Ratio	13-14	11,4	11-12
Capital Adequacy Ratio	>15	17,86	>17
Percentage of Non-Performing Loans	<2.0	2.0	<2.5
Leverage Ratio	~9,0x	11,1x	~11,0x

\*Adjusted for swap costs.

**RISK MANAGEMENT**

TSKB's Risk Management Policies and the codes of practice pertaining to such policies are comprised of written standards set by the Board of Directors and applied by the Bank's senior management.

Under TSKB's Risk Management Policies, the main risks the Bank is exposed to are identified as credit risks, asset-liability management risks (market risk, structural interest rate risk, liquidity risk) and operational risks. A Risk Management Department is established within the Bank to ensure compliance with the said risk policies and the codes of practice pertaining thereto and manage the risks the Bank is exposed to in parallel with these policies.

TSKB's Risk Management Department is actively involved in all processes regarding the management of risks and regularly reports to the Board of Directors, the Audit Committee, the senior management and the relevant departments within the Bank. The roles, responsibilities and structure of the Department are set in the Regulation on Risk Management Department.

**FURTHER INFORMATION**

Developments making a significant impact on the Bank's operations during the period are explained above. For further information, please refer to the 2017 Annual Report at the following link:

<http://www.tskb.com.tr/en/investor-relations/financial-information>