

# **Türkiye Sınai Kalkınma Bankası Anonim Şirketi and Its Subsidiaries**

**Independent Auditor's Audit Report, Consolidated Financial  
Statements And Notes For The Year Ended  
December 31, 2020**

(Convenience translation of publicly announced consolidated financial  
statements and independent auditor's review report originally issued in Turkish,  
See Note I. of Section Three)



**Building a better  
working world**

Güney Bağımsız Denetim ve SMMM A. Ş.  
Maslak Mah. Eski Büyükdere Cad.  
Orjin Maslak İş Merkezi No: 27 K: 2-3-4  
34485 Sarıyer/İstanbul TÜRKİYE

Tel: +90 212 315 3000  
Fax: +90 212 230 8291  
ey.com  
Ticaret Sicil No : 479920  
Mersis No: 0-4350-3032-6000017

**Convenience Translation of the Independent Auditors' Report Originally Issued in Turkish (See Note I in Section Three)**

## **INDEPENDENT AUDITOR'S REPORT**

**To the General Assembly of Türkiye Sınai Kalkınma Bankası A.Ş.  
Audit of Consolidated Financial Statements**

### **Qualified Opinion**

We have audited the consolidated financial statements of Türkiye Sınai Kalkınma Bankası A.Ş. (the Bank) and its subsidiaries (the Group), which comprise the consolidated statement of financial position as at 31 December 2020 and the consolidated statement of profit or loss, consolidated statement of profit or loss and other comprehensive income, consolidated statement of changes in equity and consolidated statement of cash flows for the year then ended, and notes to the consolidated financial statements, including a summary of significant accounting policies.

In our opinion, except for the effects of the matter on the consolidated financial statements described in the Basis for Qualified Opinion paragraph, the accompanying consolidated financial statements present fairly, in all material respects, the consolidated financial position of Türkiye Sınai Kalkınma Bankası A.Ş. and its subsidiaries as at 31 December 2020 and consolidated financial performance and consolidated its cash flows for the year then ended in accordance with the Banking Regulation and Supervision Agency ("BRSA") Accounting and Financial Reporting Legislation which includes "Regulation on Accounting Applications for Banks and Safeguarding of Documents" published in the Official Gazette no.26333 dated 1 November 2006, and other regulations on accounting records of Banks published by Banking Regulation and Supervision Agency and circulars and interpretations published by BRSA and Financial Reporting Standards ("TFRS") for those matters not regulated by the aforementioned regulations.

### **Basis for Qualified Opinion**

As explained in Note 7 in the Explanations and Disclosures related to the Liabilities, the accompanying unconsolidated financial statements as at 31 December 2020 include a free provision at an amount of TL 220.000 thousand, which was provided in prior years by the Bank management, for the possible effects of the negative circumstances which may arise in the economy or market conditions. Due to the fact that the above mentioned items do not meet the requirements of TAS 37, the "Prior Years' Profit/Loss" as of 31 December 2020 is understated by TL 220.000 thousand.

Our audit was conducted in accordance with "Regulation on independent audit of the Banks" published in the Official Gazette no.29314 dated 2 April 2015 by BRSA (BRSA Independent Audit Regulation) and Independent Auditing Standards ("ISA") which are the part of Turkish Auditing Standards issued by the Public Oversight Accounting and Auditing Standards Authority ("POA"). Our responsibilities under those standards are further described in the Auditor's Responsibilities for the Audit of the Financial Statements section of our report. We are independent of the Group in accordance with of Code of Ethics for Independent Auditors (Code of Ethics) published by POA and have fulfilled our other responsibilities in accordance with the code of ethics. We believe that the audit evidence we have obtained is sufficient and appropriate to provide a basis for our qualified opinion.

### **Key Audit Matters**

Key audit matters are those matters that, in our professional judgement, were of most significance in our audit of the consolidated financial statements of the current period. Key audit matters were addressed in the context of our audit of the consolidated financial statements as a whole, and in forming our opinion thereon, and we do not provide a separate opinion on these matters. In addition to the matter described in the Basis for Qualified Opinion section we have determined the matters described below to be the key audit matters to be communicated in our report.



Key Audit Matter	How the matter is addressed in our audit
<p><i>Related important disclosures about recognition and impact of impairment on financial assets in accordance with TFRS 9</i></p>	
<p>As presented in Section 3 disclosure IX the Bank calculates expected credit losses of financial assets in accordance with TFRS 9 “Financial Instruments”. We considered the TFRS 9 impairment of financial assets as a key audit matter since:</p> <ul style="list-style-type: none"> <li>- Amount of on and off-balance sheet items that are subject to expected credit loss calculation is material to the financial statements</li> <li>- There are complex and comprehensive requirements of TFRS 9</li> <li>- The classification of the financial assets is based on the Group’s business model and characteristics of the contractual cash flows in accordance with TFRS 9 and the Group uses significant judgment on the assessment of the business model and identification of the complex contractual cash flow characteristics of financial instruments.</li> <li>- The Group determines the fair value of financial assets measured at fair value by level 3 related business model category non-observable in fair value measurement due to the existence of significant estimates and assumptions determination</li> <li>- Policies implemented by the Group management include compliance risk to the regulations and other practices.</li> <li>- New or re-structured processes of TFRS 9 are advanced and complex.</li> <li>- Judgements and estimates used in expected credit loss calculation are new, complex and comprehensive.</li> <li>- Disclosure requirements of TFRS 9 are comprehensive and complex</li> </ul>	<p>Our audit procedures included among others include:</p> <ul style="list-style-type: none"> <li>- Evaluating the appropriateness of accounting policies as to the requirements of TFRS 9, Group’s past experience, local and global practices.</li> <li>- Reviewing and testing of new or structured processes which are used to calculate expected credit losses by involving our Information technology and Process audit specialists.</li> <li>- Evaluating the reasonableness of management’s key judgements, estimates and data sources used in expected credit loss calculations considering the standard requirements, Covid-19 impacts, sectorial, local and global practices</li> <li>- Reviewing the appropriateness of criteria in order to identify the financial assets having solely payments of principal and interest and checking the compliance to the Group’s Business model</li> <li>- Examining the financial instruments classification and measurement models (fair value hierarchy Level 3 financial instruments) and comparing them with TFRS 9 standard requirements</li> <li>- Assessing the appropriateness of definition of significant increase in credit risk, default criteria, modification, probability of default, loss given default, exposure at default and forward looking assumptions together with the significant judgements and estimates used in these calculations to regulations and bank’s past performance. Evaluating the alignment of those forward looking parameters to Group’s internal processes where applicable.</li> <li>- Assessing the completeness and the accuracy of the data used for expected credit loss calculation</li> <li>- Testing the mathematical accuracy of expected credit loss calculation on sample basis</li> <li>- Evaluating the judgments and estimates used for the individually assessed financial assets</li> <li>- Evaluating the accuracy and the necessity of post-model adjustments</li> <li>- Auditing of TFRS 9 disclosures</li> </ul>

<i>Pension Fund Obligations</i>	
<p>Employees of the Parent Bank are members of “TSKB A.Ş. Memur ve Müstahdemleri Yardım ve Emekli Vakfı”, (“the Fund”), which is established in accordance with the temporary Article 20 of the Social Security Act No. 506 and related regulations. The Fund is a separate legal entity and foundation recognized by an official decree, providing all qualified employees with pension and post-retirement benefits. As disclosed in Section Three Note XVII the “Explanations on Liabilities regarding employee benefits” to the financial statements, Banks will transfer their pension fund to the Social Security Institution and the Council of Ministers has been authorized to determine the transfer date.</p> <p>The Parent Bank’s present value of the liabilities of TSKB A.Ş. Memur ve Müstahdemleri Yardım ve Emekli Vakfı fund, subject to the transfer to the Social Security Institution of the Pension Fund as of 31 December 2020 has been calculated by an independent actuary in accordance with the actuarial assumptions in the Law and as per actuarial report dated 18 January 2021, there is no need for technical or actual deficit to book provision as of 31 December 2020.</p> <p>The valuation of the Pension Fund liabilities requires judgment in determining appropriate assumptions such as defining the transferrable social benefits, discount rates, salary increases, demographic assumptions, inflation rate estimates and the impact of any changes in individual pension plans. The Parent Bank Management uses Fund actuaries to assist in assessing these assumptions.</p> <p>Considering the subjectivity of key assumptions and estimate used in the calculations of transferrable liabilities and the effects of the potential changes in the estimates used together with the uncertainty around the transfer date and given the fact that technical interest rate is prescribed under the law, we considered this to be a key audit matter.</p>	<p>It has been addressed whether there have been any significant changes in regulations governing pension liabilities, employee benefits plan during the period, that could lead to adjust the valuation of employee benefits.</p> <p>Support from actuarial expert who is in the same audit network within our firm, has been taken to assess the appropriateness of the actuarial assumptions and calculations performed by the external actuary. We further focused on the accuracy and adequacy of the deficit and also disclosures on key assumptions related to pension fund.</p>



<i>Derivative Financial Instruments</i>	
<p>Derivative financial instruments including foreign exchange contracts, currency and interest rate swaps, currency and interest rate options, futures and other derivative financial instruments which are held for trading are initially recognized on the statement of financial position at fair value and subsequently are re-measured at their fair value. Details of related amounts are explained in Section Five Note I.2.c Positive differences related to derivative financial assets and Section Five Note II.2 Negative differences related to derivative financial liabilities disclosures.</p> <p>Fair value of the derivative financial instruments is determined by selecting most convenient market data and applying valuation techniques to those particular derivative products. Derivative Financial Instruments are considered by us as a key audit matter because of the subjectivity in the estimates, assumptions and judgements used.</p>	<p>Our audit procedures involve obtaining written confirmations from the third parties and comparing the details of the related derivative transactions. Our audit procedures included among others involve reviewing policies regarding fair value measurement accepted by the bank management fair value calculations of the selected derivative financial instruments which is carried out by valuation experts in our audit team and the assessment of used estimations and the judgements and testing operating effectiveness of the key controls in the process of fair value determination.</p> <p>Our procedures included, amongst others, recalculating fair value calculation and disclosures relating to derivative financial instruments considering the requirements of Turkey Accounting Standards ("TAS") and Turkey Financial Reporting Standards ("TFRS").</p>

### **Responsibilities of Management and Directors for the Consolidated Financial Statements**

Group management is responsible for the preparation and fair presentation of the consolidated financial statements in accordance with the BRSA Accounting and Reporting Legislation and for such internal control as management determines is necessary to enable the preparation of the financial statement that is free from material misstatement, whether due to fraud or error.

In preparing the consolidated financial statements, management is responsible for assessing the Group's ability to continue as a going concern, disclosing, as applicable, matters related to going concern and using the going concern basis of accounting unless management either intends to liquidate the Group or to cease operations, or has no realistic alternative but to do so.

Those charged with governance are responsible for overseeing the Group's financial reporting process.

### **Auditor's Responsibilities for the Audit of the Consolidated Financial Statements**

In an independent audit, the responsibilities of us as independent auditors are:

Our objectives are to obtain reasonable assurance about whether the consolidated financial statements as a whole are free from material misstatement, whether due to fraud or error, and to issue an auditor's report that includes our opinion. Reasonable assurance is a high level of assurance but, is not a guarantee that an audit conducted in accordance with BRSA Independent Audit Regulation and ISAs will always detect a material misstatement when it exists. Misstatements can arise from fraud or error and are considered material if, individually or in the aggregate, they could reasonably be expected to influence the economic decisions of users taken on the basis of these consolidated financial statements.

As part of an audit in accordance with BRSA Independent Audit Regulation and ISAs, we exercise professional judgement and maintain professional skepticism throughout the audit. We also:

- Identify and assess the risks of material misstatement of the consolidated financial statements, whether due to fraud or error, design and perform audit procedures responsive to those risks, and obtain audit evidence that is sufficient and appropriate to provide a basis for our opinion. (The risk of not detecting a material misstatement resulting from fraud is higher than for one resulting from error, as fraud may involve collusion, forgery, intentional omissions, misrepresentations, or the override of internal control.)
- Obtain an understanding of internal control relevant to the audit in order to design audit procedures that are appropriate in the circumstances, but not for the purpose of expressing an opinion on the effectiveness of the Bank's internal control.
- Evaluate the appropriateness of accounting policies used and the reasonableness of accounting estimates and related disclosures made by management.
- Conclude on the appropriateness of management's use of the going concern basis of accounting and, based on the audit evidence obtained, whether a material uncertainty exists related to events or conditions that may cast significant doubt on the Bank's ability to continue as a going concern. If we conclude that a material uncertainty exists, we are required to draw attention in our auditor's report to the related disclosures in the consolidated financial statements or, if such disclosures are inadequate, to modify our opinion. Our conclusions are based on the audit evidence obtained up to the date of our auditor's report. However, future events or conditions may cause the Bank to cease to continue as a going concern.
- Evaluate the overall presentation, structure and content of the consolidated financial statements, including the disclosures, and whether the financial statements represent the underlying transactions and events in a manner that achieves fair presentation.
- Obtain sufficient appropriate audit evidence regarding the financial information of the entities or business activities within the Group to express an opinion on the consolidated financial statements. We are responsible for the direction, supervision and performance of the Group audit. We remain solely responsible for our audit opinion.

We communicate with those charged with governance regarding, among other matters, the planned scope and timing of the audit and significant audit findings, including any significant deficiencies in internal control that we identify during our audit.

We also provide those charged with government with a statement that we have complied with relevant ethical requirements regarding independence, and to communicate with them all relationships and other matters that may reasonably be thought to bear on our independence, and where applicable, related safeguards.

From the matters communicated with those charged with governance, we determine those matters that were of most significance in the audit of the consolidated financial statements of the current period and are therefore the key audit matters. We describe these matters in our auditor's report unless law or regulation precludes public disclosure about the matter or when, in extremely rare circumstances, we determine that a matter should not be communicated in our report because the adverse consequences of doing so would reasonably be expected to outweigh the public interest benefits of such communication.



#### Report on Other Legal and Regulatory Requirements

- 1) In accordance with Article 402 paragraph 4 of the Turkish Commercial Code ("TCC") ; no significant matter has come to our attention that causes us to believe that the Bank's bookkeeping activities and financial statements for the period 1 January – 31 December 2020 are not in compliance with the TCC and the Bank's articles of association in relation to financial reporting.
- 2) In accordance with Article 402 paragraph 4 of the TCC; the Board of Directors submitted to us the necessary explanations and provided required documents within the context of audit.

The engagement partner who supervised and concluded this independent auditor's report is Yaşar Bivas.

Güney Bağımsız Denetim ve Serbest Muhasebeci Mali Müşavirlik Anonim Şirketi  
A member firm of Ernst & Young Global Limited



1 February 2021  
İstanbul, Türkiye

**THE CONSOLIDATED FINANCIAL REPORT OF  
TÜRKİYE SİNAİ KALKINMA BANKASI A.Ş.  
FOR THE YEAR ENDED 31 DECEMBER 2020**

Address: Meclisi Mebusan Cad. No:81 Fındıklı /İstanbul  
Telephone: (212) 334 51 97  
Fax : (212) 334 52 34  
Web-site: [www.tskb.com.tr](http://www.tskb.com.tr)  
E-mail: [ir@tskb.com.tr](mailto:ir@tskb.com.tr)

The consolidated financial report for the year end includes the following sections in accordance with "Communiqué on the Financial Statements and Related Explanation and Notes that will be made Publicly Announced" as sanctioned by the Banking Regulation and Supervision Agency:






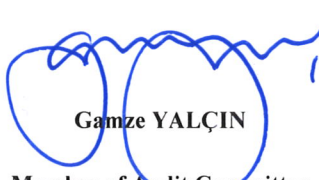
- GENERAL INFORMATION ABOUT THE PARENT BANK
- CONSOLIDATED FINANCIAL STATEMENTS OF THE PARENT BANK
- EXPLANATIONS ON THE CORRESPONDING ACCOUNTING POLICIES APPLIED IN THE RELATED PERIOD
- INFORMATION ON FINANCIAL STRUCTURE AND RISK MANAGEMENT OF THE GROUP WHICH IS UNDER CONSOLIDATION
- EXPLANATORY DISCLOSURES AND FOOTNOTES ON CONSOLIDATED FINANCIAL STATEMENTS
- OTHER EXPLANATIONS
- INDEPENDENT AUDITOR'S REPORT

The subsidiaries, associates and joint ventures, whose financial statements are consolidated within the framework of the reporting package, are as follows:

<b>Subsidiaries</b>	<b>Associates</b>
Yatırım Finansman Menkul Değerler A.Ş. TSKB Gayrimenkul Yatırım Ortaklığı A.Ş. Yatırım Varlık Kiralama A.Ş.	İş Finansal Kiralama A.Ş. İş Girişim Sermayesi Yatırım Ortaklığı A.Ş. İş Faktoring A.Ş.

The accompanying consolidated financial statements and the explanatory footnotes and disclosures in this report, unless otherwise indicated, are prepared in **thousands of Turkish Lira ("TL")**, in accordance with the Communiqué on Bank's Accounting Practice and Maintaining Documents, Turkish Accounting Standards, Turkish Financial Reporting Standards, related communiqués and the Bank's records, and have been independently audited and presented as attached.

1 February 2021

 <b>H. Ersin ÖZİNCE</b> Chairman of Board of Directors	 <b>Ece BÖRÜ</b> Member of Board of Directors and General Manager	 <b>Aziz Ferit ERASLAN</b> Executive Vice President In Charge of Financial Reporting	 <b>Tolga SERT</b> Head of Financial Control Department
 <b>Mahmut MAGEMİZOĞLU</b> Chairman of Audit Committee		 <b>Gamze YALÇIN</b> Member of Audit Committee	

Contact information of the personnel in charge for addressing questions about this financial report:

Name-Surname / Title : Tolga Sert / Head of Financial Control Department  
Telephone Number : (0212) 334 51 97



**SECTION ONE**

## General Information

I.	The Parent Bank's incorporation date, beginning status, changes in the existing status .....	1
II.	Explanations regarding the Parent Bank's shareholding structure, shareholders holding directly or indirectly, collectively or individually, the managing and controlling power and changes in current year, if any and explanations on the controlling group of the Parent Bank .....	1
III.	Explanations regarding the chairman and the members of board of directors, audit committee, general manager and assistant general managers and their shares and responsibilities in the Parent Bank .....	2
IV.	Information about the persons and institutions that have qualified shares in the Parent Bank .....	3
V.	Summary on the Parent Bank's functions and areas of activity .....	3
VI.	Differences between the Communiqué on Preparation of Consolidated Financial Statements of Banks and Turkish Accounting Standards and short explanation about the institution subject to line-by-line method or proportional consolidation and institutions which are deducted from equity or not included in these three methods .....	4
VII.	The existing or potential, actual or legal obstacle on the transfer of shareholder's equity between the Bank and its subsidiaries or the reimbursement of liabilities .....	5
VIII.	Written policies of the Parent Bank related to compliance to publicly disclosed obligations of the Parent Bank and assessment of accuracy, frequency and compliance of mentioned disclosures .....	5

**SECTION TWO**

## Consolidated Financial Statements

I.	Consolidated balance sheet .....	6
II.	Consolidated statement of off-balance sheet items .....	8
III.	Consolidated statement of profit or loss .....	9
IV.	Consolidated statement of profit or loss and other comprehensive income .....	10
V.	Consolidated statement of changes in equity .....	11
VI.	Consolidated statement of cash flows .....	13
VII.	Statement of profit distribution .....	14

**SECTION THREE**

## Accounting Policies

I.	Basis of presentation .....	15
II.	Explanations on usage strategy of financial assets and foreign currency transactions .....	16
III.	Information about the Parent Bank and its subsidiaries and associates subject to consolidation .....	17
IV.	Explanations on forward and option contracts and derivative instruments .....	18
V.	Explanations on associates and subsidiaries .....	18
VI.	Explanations on interest income and expenses .....	18
VII.	Explanations on fees and commission income and expenses .....	19
VIII.	Explanations on financial assets .....	19
IX.	Explanations on impairment of financial assets .....	24
X.	Explanations on offsetting, derecognition and restructuring of financial instruments .....	28
XI.	Explanations on sales and repurchase agreements and lending of securities .....	30
XII.	Explanations on assets held for sale and discontinued operations .....	30
XIII.	Explanations on goodwill and other intangible assets .....	31
XIV.	Explanations on tangible assets .....	31
XV.	Explanations on leasing transactions .....	32
XVI.	Explanations on provisions and contingent liabilities .....	34
XVII.	Explanations on liabilities regarding employee benefits .....	35
XVIII.	Explanations on taxation .....	37
XIX.	Additional explanations on borrowings .....	38
XX.	Explanations on share certificates issued .....	38
XXI.	Explanations on acceptances .....	38
XXII.	Explanations on government incentives .....	38
XXIII.	Explanations on segment reporting .....	38

**SECTION FOUR**

## Information on Consolidated Financial Structure and Risk Management

I.	Explanations related to consolidated shareholders' equity .....	40
II.	Explanations related to consolidated credit risk .....	46
III.	Explanations related to consolidated currency risk .....	58
IV.	Explanations related to consolidated interest rate risk .....	60
V.	Explanations related to consolidated stock position risk .....	64
VI.	Explanations liquidity risk management and coverage ratio .....	66
VII.	Explanations related to consolidated leverage ratio .....	73
VIII.	Explanations related to presentation of financial assets and liabilities at fair value .....	74
IX.	Explanations related to transactions made on behalf of others and fiduciary transactions .....	76
X.	Explanations related to Explanations related to consolidated risk management .....	76

**SECTION FIVE**

## Explanations and Disclosures on Consolidated Financial Statements

I.	Explanations and disclosures related to the consolidated assets .....	100
II.	Explanations and disclosures related to the consolidated liabilities .....	128
III.	Explanations and disclosures related to the consolidated off-balance sheet items .....	136
IV.	Explanations and disclosures related to the consolidated income statement .....	142
V.	Explanations related to consolidated statement of changes in shareholders' equity .....	147
VI.	Explanations and notes related to consolidated statement of cash flows .....	148
VII.	Explanations on the risk group of the Parent Bank .....	150
VIII.	Information and disclosures related to the domestic, foreign offshore branches and foreign representations of the Parent Bank .....	151

**SECTION SIX**

## Other Explanations

I.	Other explanations related to the operations of the Parent Bank .....	152
II.	Other explanations related to the events after the reporting date .....	153

**SECTION SEVEN**

## Auditors' Report

I.	Explanations on the auditors' report .....	153
II.	Explanations and notes prepared by independent auditors .....	153

**TÜRKİYE SİNAİ KALKINMA BANKASI A.Ş. AND ITS SUBSIDIARIES**  
**NOTES TO THE CONSOLIDATED FINANCIAL STATEMENTS**  
**FOR THE YEAR ENDED 31 DECEMBER 2020**

(Amounts are expressed in thousands of Turkish Lira (TL) unless otherwise stated.)

**SECTION ONE**

**GENERAL INFORMATION**

**I. The Parent Bank's incorporation date, beginning status, changes in the existing status**

Türkiye Sınai Kalkınma Bankası A.Ş. ("The Parent Bank") was established in accordance with the decision of President of the Republic of Turkey numbered 3/11203 on 12 May 1950. This decision was declared by T.R. Office of Prime Ministry Procedures Directorate Decision Management on 12 May 1950.

According to the classification set out in the Banking Law No: 5411, the status of the Parent Bank is "Development and Investment Bank". The Parent Bank does not have the license of "Accepting Deposit". Since the establishment date of the Parent Bank, there is no change in its "Development and Investment Bank" status.

**II. Explanations regarding the Parent Bank's shareholding structure, shareholders holding directly or indirectly, collectively or individually, the managing and controlling power and changes in current year, if any and explanations on the controlling group of the Parent Bank**

Türkiye İş Bankası A.Ş. has the authority of managing and controlling power of the Parent Bank directly or indirectly, alone or together with other shareholders. Shareholders of the Parent Bank are as follows:

<b>Current Period</b>	<b>Share</b>	<b>Shareholding</b>	<b>Paid in</b>	<b>Unpaid</b>
<b>Name Surname/Commercial Title</b>	<b>Capital</b>	<b>Rate (%)</b>	<b>Capital</b>	<b>Capital</b>
T. İş Bankası A.Ş. Group	1.425.781	50,92	1.425.781	-
T. Vakıflar Bankası T.A.O.	234.570	8,38	234.570	-
Under Custody at Merkezi Kayıt Kuruluşu (Other Institutions and Individuals)	1.139.649	40,70	1.139.649	-
<b>Total</b>	<b>2.800.000</b>	<b>100,00</b>	<b>2.800.000</b>	<b>-</b>

<b>Prior Period</b>	<b>Share</b>	<b>Shareholding</b>	<b>Paid in</b>	<b>Unpaid</b>
<b>Name Surname/Commercial Title</b>	<b>Capital</b>	<b>Rate (%)</b>	<b>Capital</b>	<b>Capital</b>
T. İş Bankası A.Ş. Group	1.425.780	50,92	1.425.780	-
T. Vakıflar Bankası T.A.O.	234.570	8,38	234.570	-
Under Custody at Merkezi Kayıt Kuruluşu (Other Institutions and Individuals)	1.139.650	40,70	1.139.650	-
<b>Total</b>	<b>2.800.000</b>	<b>100,00</b>	<b>2.800.000</b>	<b>-</b>

The Parent Bank shares are traded in Istanbul Stock Exchange ("BIST") since 26 December 1986. The Bank's 50,92% of the shares belongs to İş Bank Group and 38,88% of these shares are in free floating and traded in BIST Star Market with "TSKB" ticker.



**TÜRKİYE SİNAİ KALKINMA BANKASI A.Ş. AND ITS SUBSIDIARIES**  
**NOTES TO THE CONSOLIDATED FINANCIAL STATEMENTS**  
**FOR THE YEAR ENDED 31 DECEMBER 2020**

(Amounts are expressed in thousands of Turkish Lira (TL) unless otherwise stated.)

**SECTION ONE (Continued)**

**GENERAL INFORMATION (Continued)**

**III. Explanations regarding the chairman and the members of board of directors, audit committee, general manager and assistant general managers and their shares and responsibilities in the Parent Bank**

**The Chairman and The Members of Board of Directors:**

Name Surname	Title (1)
H. Ersin Özince	Chairman of the Board of Directors
Mahmut Magemizoğlu (3)	Vice Chairman of the Board of Directors and Chairman of the Audit Committee
Ece Börü (2)	Member of the Board of Directors and General Manager
Yavuz Canevi	Member of the Board of Directors
Bahattin Özarslantürk (4)	Member of the Board of Directors
Mithat Rende	Member of the Board of Directors
Zeynep Hansu Uçar	Member of the Board of Directors
Ozan Uyar (3)	Member of the Board of Directors
Abdi Serdar Üstünsalih	Member of the Board of Directors
Gamze Yalçın	Member of the Board of Directors and Member of Audit Committee
Hüseyin Yalçın	Member of the Board of Directors

**General Manager and Vice Presidents (5)**

Name Surname	Title / Area of Responsibility (4)
Ece Börü	General Manager
Meral Murathan	Executive Vice President – Financial Institutions and Investor Relations, Development Finance Institutions, Loan Monitoring, Engineering and Technical Consultancy
Aslı Zerrin Hancı	Executive Vice President – Treasury, Treasury & Capital Markets Operations, Loan Operations, Corporate Communication
Hasan Hepkaya	Executive Vice President – Consultancy Services and Marketing, Corporate Banking Selling, Project Finance, Economic Research, Financial Consultancy
Hakan Aygen	Executive Vice President – Corporate Finance, Loan Analysis, Loan Allocation, Specialized Loans
H. Yetkin Kesler	Executive Vice President – Pension and Assistance Funds, Human Resources, Enterprise Architecture and Process Management
B. Gökhan Çanakpınar	Executive Vice President – Support Services, System & Network Support, Application Development
A.Ferit Eraslan	Executive Vice President – Financial Control, Budget Planning, Corporate Compliance

(1)The shares of above directors in the Bank are symbolic.

(2)The Member of the Board of Directors and General Manager of the Bank Mr. Suat İnce resigned from his duty as a member of the Board of Directors and General Manager position due to retirement as of 3 April 2020. As of 12 August 2020 and with the Board of Directors Decision No. 2449; Ms. Ece Börü has been appointed as the General Manager and started her duty as of 25 August 2020.

(3)The Member of the Board of Directors Mr. Mehmet Şencan and Mr. Can Yücel resigned from his duty as a member of the Board of Directors. In the meeting of the Board of Directors held on 5 May 2020, it is decided that Mr. Mahmut Magemizoğlu and Mr. Ozan Uyar was elected to the vacant position of the Board of Directors in accordance with Article 363 of the Turkish Commercial Code.

(4)The Member of the Board of Directors Mr. Ahmet Ünal resigned from his duty as a member of the Board of Directors. In the meeting of the Board of Directors held on 14 August 2020, it is decided that Mr. Bahattin Özarslantürk was elected to the vacant position of the Board of Directors in accordance with Article 363 of the Turkish Commercial Code.

(5)It shows the duties and responsibilities after the organizational changes carried out in the Bank based on the Bank's Board of Directors Decision No. 2452 dated 27 August 2020.

According to the regulations on auditing in Articles 397-406 of the Turkish Commercial Code numbered 6102, Güney Bağımsız Denetim ve Serbest Muhasebeci ve Mali Müşavirlik A.Ş. has been elected as the independent auditor for the year 2020 in the General Assembly Meeting held on 26 March 2020.

**TÜRKİYE SİNAİ KALKINMA BANKASI A.Ş. AND ITS SUBSIDIARIES**  
**NOTES TO THE CONSOLIDATED FINANCIAL STATEMENTS**  
**FOR THE YEAR ENDED 31 DECEMBER 2020**

(Amounts are expressed in thousands of Turkish Lira (TL) unless otherwise stated.)

**SECTION ONE (Continued)**

**GENERAL INFORMATION (Continued)**

**IV. Information about the persons and institutions that have qualified shares in the Parent Bank**

Explanation about the people and institutions that have qualified shares control the Parent Bank's capital directly or indirectly are described in General Information Section II.

**V. Summary on the Parent Bank's functions and areas of activity**

Türkiye Sınai Kalkınma Bankası A.Ş. is the first private development and investment bank which was established by the Council of Ministers resolution number of 3/11203 established in 1950 with the support of World Bank, Government of Republic of Turkey, Central Bank of Republic of Turkey and commercial banks. As per the articles of association published in the Official Gazette on 2 June 1950, the aim of the Parent Bank is to support all private sector investments but mostly industrial sectors, to help domestic and foreign capital owners to finance the new firms and to help the improvement of Turkish capital markets. The Parent Bank is succeeding its aims by financing, consulting, giving technical support and financial intermediary services. The Parent Bank, which operates as a non-deposit accepting bank, played a major role on manufacturing and finance sectors in every phase of the economic development of Turkey. The Parent Bank started its journey in 1950 financing the private sector investments in Turkey and today it provides loans and project finance with the goal of sustainable development to corporations in different fields. As a leader in meeting the long term financing needs of the private sector, the Parent Bank also continues to offer solutions with respect to the newest needs and client demands.



**TÜRKİYE SİNAİ KALKINMA BANKASI A.Ş. AND ITS SUBSIDIARIES**  
**NOTES TO THE CONSOLIDATED FINANCIAL STATEMENTS**  
**FOR THE YEAR ENDED 31 DECEMBER 2020**

(Amounts are expressed in thousands of Turkish Lira (TL) unless otherwise stated.)

**SECTION ONE (Continued)**

**GENERAL INFORMATION (Continued)**

**VI. Differences between the Communiqué on Preparation of Consolidated Financial Statements of Banks and Turkish Accounting Standards and short explanation about the institution subject to line-by-line method or proportional consolidation and institutions which are deducted from equity or not included in these three methods**

Due to differences between the Communiqué on Preparation of Consolidated Financial Statements of Banks and Turkish Account Standards (TAS), the non-financial subsidiaries and associates, TSKB Gayrimenkul Değerleme A.Ş., Terme Metal Sanayi ve Ticaret A.Ş., Ege Tarım Ürünleri Lisanslı Depoculuk A.Ş., TSKB Sürdürülebilirlik Danışmanlığı A.Ş. and Anavarza Otelcilik Anonim Şirketi are not consolidated since they are not in scope of financial institutions according to related Communiqué.

Türkiye Sınai Kalkınma Bankası A.Ş. and its financial institutions, Yatırım Finansman Menkul Değerler A.Ş., TSKB Gayrimenkul Yatırım Ortaklığı A.Ş. and Yatırım Varlık Kiralama A.Ş. are included in the accompanying consolidated financial statements by line by line consolidation method; İş Finansal Kiralama A.Ş., İş Girişim Sermayesi Yatırım Ortaklığı A.Ş. and İş Faktoring A.Ş. are included in the accompanying consolidated financial statements by equity method.

Financial institutions included in the consolidation are determined in accordance with “Communiqué on Preparation of Consolidated Financial Statements of Banks” published in the Official Gazette dated 8 November 2006 numbered 26340.

**Yatırım Finansman Menkul Değerler A.Ş. :**

Yatırım Finansman Menkul Değerler A.Ş. (“YF”) was established in 15 October 1976. The Company’s purpose is to perform capital market operations specified in the Company’s articles of association in accordance with the CMB and the related legislation. The Company was merged with TSKB Menkul Değerler A.Ş. on 29 December 2006. The share of Türkiye Sınai Kalkınma Bankası A.Ş. is 95,78%. The company’s headquarters is located at Istanbul/Turkey.

**TSKB Gayrimenkul Yatırım Ortaklığı A.Ş. :**

TSKB Gayrimenkul Yatırım Ortaklığı A.Ş. (“TSKB GYO”) was established on 3 February 2006. Core business of the Company is real estate trust to construct and develop a portfolio of properties and make investment to capital market instruments linked to properties. The share of Türkiye Sınai Kalkınma Bankası A.Ş. is 89,13%. The company’s headquarters is located at Istanbul/Turkey.

**Yatırım Varlık Kiralama A.Ş. :**

Yatırım Varlık Kiralama A.Ş. was established on 20 September 2019. Core business of the Company is to issue a lease certificate exclusively in accordance with the provisions of the Capital Market Law and the relevant Communiqué. The share of Yatırım Finansman Menkul Değerler A.Ş. is 100%.

**İş Finansal Kiralama A.Ş. :**

İş Finansal Kiralama A.Ş. (“İş Finansal Kiralama”) was established on 8 February 1988. The Company has been performing its operations in accordance with the Financial Leasing, Factoring and Financing Companies Law No 6361. The purpose of the Company is performing domestic and foreign financial leasing activities and all kind of rental (leasing) transactions within the framework of legislation. The share of Türkiye Sınai Kalkınma Bankası A.Ş. is 29,46%. The Company’s headquarters is located at Istanbul/Turkey.

**TÜRKİYE SİNAİ KALKINMA BANKASI A.Ş. AND ITS SUBSIDIARIES**  
**NOTES TO THE CONSOLIDATED FINANCIAL STATEMENTS**  
**FOR THE YEAR ENDED 31 DECEMBER 2020**

(Amounts are expressed in thousands of Turkish Lira (TL) unless otherwise stated.)

**SECTION ONE (Continued)**

**GENERAL INFORMATION (Continued)**

- VI. Differences between the Communiqué on Preparation of Consolidated Financial Statements of Banks and Turkish Accounting Standards and short explanation about the institution subject to line-by-line method or proportional consolidation and institutions which are deducted from equity or not included in these three methods (continued)**

**İş Faktoring A.Ş. :**

İş Faktoring A.Ş. (“İş Faktoring”), was incorporated in Turkey on 4 July 1993 and it has been performing its operations in accordance with the Financial Leasing, Factoring and Financing Companies Law No: 6361. The Company’s main operation is domestic and export factoring transactions. The share of Türkiye Sınai Kalkınma Bankası A.Ş. is 21,75%. The company’s headquarters is located at Istanbul/Turkey.

**İş Girişim Sermayesi Yatırım Ortaklığı A.Ş. :**

İş Girişim Sermayesi Yatırım Ortaklığı A.Ş. (“İş Girişim”) started its venture capital operations by the decision of Capital Market Board dated 5 October 2000. The principal activity of the Company is to perform long-term investments to venture capital companies mainly established or to be established in Turkey, have development potential and require resource. The share of Türkiye Sınai Kalkınma Bankası A.Ş. is 16,67%. The Company’s headquarters is located at Istanbul/Turkey.

- VII. The existing or potential, actual or legal obstacle on the transfer of shareholder’s equity between the Parent Bank and its subsidiaries or the reimbursement of liabilities**

There is no existing or potential, actual or legal obstacle to the reimbursement of liabilities between the Parent Bank and its subsidiaries. The Parent Bank charge or pay cost of the services according to the service agreements done between the Parent Bank and its subsidiaries. Dividend distribution from shareholders’ equity is made according to related legal regulations.

- VIII. Written policies of the Parent Bank related to compliance to publicly disclosed obligations of the Parent Bank and assessment of accuracy, frequency and compliance of mentioned disclosures**

The Parent Bank Disclosure Policy approved by the meeting of the Board of Directors has entered into force on 28 February 2014. Compliance to public disclosure obligations, frequency of public disclosures and tools and methods used for public disclosures are explained in the disclosure policy of the Parent Bank accessible from the Parent Bank’s corporate website.



**TÜRKİYE SİNAİ KALKINMA BANKASI A.Ş. AND ITS SUBSIDIARIES**  
**CONSOLIDATED BALANCE SHEET (STATEMENT OF FINANCIAL POSITION)**  
**AS OF 31 DECEMBER 2020**

(Amounts are expressed in thousands of Turkish Lira (TL) unless otherwise stated.)

ASSETS	Section 5 Note I	Audited Current Period 31 December 2020			Audited Prior Period 31 December 2019		
		TL	FC	Total	TL	FC	Total
<b>I. FINANCIAL ASSETS (NET)</b>		<b>4,051.419</b>	<b>5,046.636</b>	<b>9,098.055</b>	<b>3,417.606</b>	<b>3,597.087</b>	<b>7,014.693</b>
<b>1.1 Cash and Cash Equivalents</b>		<b>1,512.256</b>	<b>1,363.303</b>	<b>2,875.559</b>	<b>539.386</b>	<b>1,047.785</b>	<b>1,587.171</b>
1.1.1 Cash and Balances with Central Bank	(1)	2.247	1.021.382	1.023.629	513	803.528	804.041
1.1.2 Banks	(3)	86.932	342.533	429.465	12.973	244.719	257.692
1.1.3 Money Market Placements		1.424.176	-	1.424.176	526.286	-	526.286
1.1.4 Expected Credit Losses (-)		1.099	612	1.711	386	462	848
<b>1.2 Financial Assets at Fair Value Through Profit or Loss</b>	<b>(2)</b>	<b>16.754</b>	<b>263.097</b>	<b>279.851</b>	<b>15.821</b>	<b>263.097</b>	<b>278.918</b>
1.2.1 Government Debt Securities		-	-	-	-	-	-
1.2.2 Equity Instruments		4.152	-	4.152	1	-	1
1.2.3 Other Financial Assets		12.602	263.097	275.699	15.820	263.097	278.917
<b>1.3 Financial Assets at Fair Value Through Other Comprehensive Income</b>	<b>(4)</b>	<b>1,905.409</b>	<b>2,696.730</b>	<b>4,602.139</b>	<b>2,209.134</b>	<b>1,977.139</b>	<b>4,186.273</b>
1.3.1 Government Debt Securities		1.695.394	2.619.578	4.314.972	2.001.291	1.922.143	3.923.434
1.3.2 Equity Instruments		88.595	77.152	165.747	62.763	53.806	116.569
1.3.3 Other Financial Assets		121.420	-	121.420	145.080	1.190	146.270
<b>1.4 Derivative Financial Assets</b>	<b>(2)</b>	<b>617.000</b>	<b>723.506</b>	<b>1,340.506</b>	<b>653.265</b>	<b>309.066</b>	<b>962.331</b>
1.4.1 Derivative Financial Assets at Fair Value Through Profit or Loss		617.000	723.506	1.340.506	653.265	309.066	962.331
1.4.2 Derivative Financial Assets at Fair Value Through Other Comprehensive Income		-	-	-	-	-	-
<b>II. FINANCIAL ASSETS MEASURED AT AMORTIZED COST (NET)</b>		<b>8,056.807</b>	<b>32,645.563</b>	<b>40,702.370</b>	<b>6,757.111</b>	<b>26,586.973</b>	<b>33,344.084</b>
<b>2.1 Loans</b>	<b>(5)</b>	<b>5,875.096</b>	<b>33,299.702</b>	<b>39,174.798</b>	<b>4,750.439</b>	<b>26,766.177</b>	<b>31,516.616</b>
<b>2.2 Lease Receivables</b>	<b>(10)</b>	<b>-</b>	<b>205.726</b>	<b>205.726</b>	<b>-</b>	<b>128.874</b>	<b>128.874</b>
<b>2.3 Factoring Receivables</b>		<b>-</b>	<b>-</b>	<b>-</b>	<b>-</b>	<b>-</b>	<b>-</b>
<b>2.4 Other Financial Assets Measured at Amortized Cost</b>	<b>(6)</b>	<b>2,719.902</b>	<b>363.157</b>	<b>3,083.059</b>	<b>2,285.894</b>	<b>299.266</b>	<b>2,585.160</b>
2.4.1 Government Debt Securities		2.719.902	363.157	3.083.059	2.285.894	299.266	2.585.160
2.4.2 Other Financial Assets		-	-	-	-	-	-
<b>2.5 Expected Credit Losses (-)</b>		<b>538.191</b>	<b>1,223.022</b>	<b>1,761.213</b>	<b>279.222</b>	<b>607.344</b>	<b>886.566</b>
<b>III. PROPERTY AND EQUIPMENT HELD FOR SALE PURPOSE AND RELATED TO DISCONTINUED OPERATIONS (NET)</b>	<b>(16)</b>	<b>64.403</b>	<b>-</b>	<b>64.403</b>	<b>64.403</b>	<b>-</b>	<b>64.403</b>
3.1 Held for Sale Purpose		64.403	-	64.403	64.403	-	64.403
3.2 Related to Discontinued Operations		-	-	-	-	-	-
<b>IV. EQUITY INVESTMENTS</b>		<b>651.842</b>	<b>-</b>	<b>651.842</b>	<b>473.335</b>	<b>-</b>	<b>473.335</b>
<b>4.1 Investments in Associates (Net)</b>	<b>(7)</b>	<b>625.893</b>	<b>-</b>	<b>625.893</b>	<b>465.976</b>	<b>-</b>	<b>465.976</b>
4.1.1 Accounted Under Equity Method		625.893	-	625.893	464.920	-	464.920
4.1.2 Unconsolidated Associates		-	-	-	1.056	-	1.056
<b>4.2 Subsidiaries (Net)</b>	<b>(8)</b>	<b>25.352</b>	<b>-</b>	<b>25.352</b>	<b>5.109</b>	<b>-</b>	<b>5.109</b>
4.2.1 Unconsolidated Financial Subsidiaries		-	-	-	-	-	-
4.2.2 Unconsolidated Non-Financial Subsidiaries		25.352	-	25.352	5.109	-	5.109
<b>4.3 Entities under Common Control (Joint Venture) (Net)</b>		<b>597</b>	<b>-</b>	<b>597</b>	<b>2.250</b>	<b>-</b>	<b>2.250</b>
4.3.1 Joint Ventures Valued Based on Equity Method		597	-	597	-	-	-
4.3.2 Unconsolidated Joint Ventures		-	-	-	2.250	-	2.250
<b>V. TANGIBLE ASSETS (Net)</b>	<b>(12)</b>	<b>380.662</b>	<b>-</b>	<b>380.662</b>	<b>347.206</b>	<b>-</b>	<b>347.206</b>
<b>VI. INTANGIBLE ASSETS (Net)</b>	<b>(13)</b>	<b>5.066</b>	<b>-</b>	<b>5.066</b>	<b>5.074</b>	<b>-</b>	<b>5.074</b>
6.1 Goodwill		1.005	-	1.005	1.005	-	1.005
6.2 Other		4.061	-	4.061	4.069	-	4.069
<b>VII. INVESTMENT PROPERTY (Net)</b>	<b>(14)</b>	<b>279.523</b>	<b>-</b>	<b>279.523</b>	<b>273.918</b>	<b>-</b>	<b>273.918</b>
<b>VIII. CURRENT TAX ASSET</b>		<b>78</b>	<b>-</b>	<b>78</b>	<b>255</b>	<b>-</b>	<b>255</b>
<b>IX. DEFERRED TAX ASSET</b>	<b>(15)</b>	<b>175.419</b>	<b>-</b>	<b>175.419</b>	<b>39.930</b>	<b>-</b>	<b>39.930</b>
<b>X. OTHER ASSETS (Net)</b>	<b>(17)</b>	<b>614.639</b>	<b>458.863</b>	<b>1,073.502</b>	<b>289.966</b>	<b>400.147</b>	<b>690.113</b>
<b>TOTAL ASSETS</b>		<b>14,279.858</b>	<b>38,151.062</b>	<b>52,430.920</b>	<b>11,668.804</b>	<b>30,584.207</b>	<b>42,253.011</b>

The accompanying notes are an integral part of these unconsolidated financial statement

**TÜRKİYE SİNAİ KALKINMA BANKASI A.Ş. AND ITS SUBSIDIARIES**  
**CONSOLIDATED BALANCE SHEET (STATEMENT OF FINANCIAL POSITION)**  
**AS OF 31 DECEMBER 2020**

(Amounts are expressed in thousands of Turkish Lira (TL) unless otherwise stated.)

		Audited Current Period 31 December 2020			Audited Prior Period 31 December 2019			
		Section 5						
LIABILITIES AND EQUITY		Note II	TL	FC	Total	TL	FC	Total
I.	DEPOSITS	(1)	-	-	-	-	-	-
II.	FUNDS BORROWED	(3)	119.985	32.212.225	32.332.210	635.639	25.992.686	26.628.325
III.	MONEY MARKET BALANCES		1.066.421	323.705	1.390.126	535.195	662.172	1.197.367
IV.	MARKETABLE SECURITIES ISSUED (Net)	(3)	441.111	8.021.275	8.462.386	253.918	6.023.450	6.277.368
4.1	Bills		35.907	-	35.907	108.662	-	108.662
4.2	Assets Backed Securities		405.204	-	405.204	145.256	-	145.256
4.3	Bonds		-	8.021.275	8.021.275	-	6.023.450	6.023.450
V.	BORROWER FUNDS		6.275	115.830	122.105	2.494	56.456	58.950
5.1	Borrower Funds		6.275	115.830	122.105	2.494	56.456	58.950
5.2	Other		-	-	-	-	-	-
VI.	FINANCIAL LIABILITIES AT FAIR VALUE THROUGH PROFIT OR LOSS		-	-	-	-	-	-
VII.	DERIVATIVE FINANCIAL LIABILITIES	(2)	326.364	548.616	874.980	277.424	207.410	484.834
7.1	Derivative Financial Liabilities at Fair Value Through Profit or Loss		326.364	548.616	874.980	277.424	207.410	484.834
7.2	Derivative Financial Liabilities at Fair Value Through Other Comprehensive Income		-	-	-	-	-	-
VIII.	FACTORING LIABILITIES		-	-	-	-	-	-
IX.	LEASE LIABILITIES	(5)	4.394	-	4.394	4.913	-	4.913
X.	PROVISIONS	(7)	245.185	29.593	274.778	242.096	22.070	264.166
10.1	Restructuring Provisions		-	-	-	-	-	-
10.2	Reverse for Employee Benefits		21.141	-	21.141	18.095	-	18.095
10.3	Insurance Technical Provisions (Net)		-	-	-	-	-	-
10.4	Other Provisions		224.044	29.593	253.637	224.001	22.070	246.071
XI.	CURRENT TAX LIABILITY	(8)	155.129	-	155.129	83.358	-	83.358
XII.	DEFERRED TAX LIABILITY	(8)	1.508	-	1.508	-	-	-
XIII.	LIABILITIES FOR PROPERTY AND EQUIPMENT HELD FOR SALE AND RELATED TO DISCONTINUED OPERATIONS (Net)		-	-	-	-	-	-
13.1	Held for Sale Purpose		-	-	-	-	-	-
13.2	Related to Discontinued Operations		-	-	-	-	-	-
XIV.	SUBORDINATED DEBT INSTRUMENTS	(10)	-	2.299.503	2.299.503	-	1.830.045	1.830.045
14.1	Loans		-	-	-	-	-	-
14.2	Other Debt Instruments		-	2.299.503	2.299.503	-	1.830.045	1.830.045
XV.	OTHER LIABILITIES		175.204	207.828	383.032	158.620	86.076	244.696
XVI.	SHAREHOLDERS' EQUITY		6.007.676	123.093	6.130.769	5.182.346	(3.357)	5.178.989
16.1	Paid-in capital	(11)	2.800.000	-	2.800.000	2.800.000	-	2.800.000
16.2	Capital Reserves		1.150	-	1.150	904	-	904
16.2.1	Share Premium		776	-	776	530	-	530
16.2.2	Share Cancellation Profits		-	-	-	-	-	-
16.2.3	Other Capital Reserves		374	-	374	374	-	374
16.3	Accumulated Other Comprehensive Income or Loss Not Reclassified Through Profit or Loss	(11)	390.557	(765)	389.792	337.134	(147)	336.987
16.4	Accumulated Other Comprehensive Income or Loss Reclassified Through Profit or Loss		101.903	123.858	225.761	75.403	(3.210)	72.193
16.5	Profit Reserves		1.947.077	-	1.947.077	1.226.589	-	1.226.589
16.5.1	Legal Reserves	(11)	342.716	-	342.716	306.633	-	306.633
16.5.2	Status Reserves		75.641	-	75.641	75.641	-	75.641
16.5.3	Extraordinary Reserves	(11)	1.525.800	-	1.525.800	841.395	-	841.395
16.5.4	Other Profit Reserves		2.920	-	2.920	2.920	-	2.920
16.6	Profit Or Loss		712.819	-	712.819	704.226	-	704.226
16.6.1	Prior Years' Profit/Loss		525	-	525	(26.278)	-	(26.278)
16.6.2	Current Year Profit/Loss		712.294	-	712.294	730.504	-	730.504
16.7	Non-Controlling Interests		54.170	-	54.170	38.090	-	38.090
TOTAL LIABILITIES AND EQUITY			8.549.252	43.881.668	52.430.920	7.376.003	34.877.008	42.253.011

The accompanying notes are an integral part of these consolidated financial statements.

**TÜRKİYE SİNAİ KALKINMA BANKASI A.Ş. AND ITS SUBSIDIARIES**  
**CONSOLIDATED STATEMENT OF OFF-BALANCE SHEET**  
**AS OF 31 DECEMBER 2020**

(Amounts are expressed in thousands of Turkish Lira (TL) unless otherwise stated.)

		Audited Current Period 31 December 2020			Audited Prior Period 31 December 2019			
Section 5								
OFF-BALANCE SHEET		Note III	TL	FC	Total	TL	FC	Total
A.	OFF-BALANCE SHEET COMMITMENTS AND CONTINGENCIES (I+II+III)		7.373.851	60.513.309	67.887.160	8.650.964	56.620.778	65.271.742
I.	GUARANTEES AND COLLATERALS	(1)	356.057	4.582.781	4.938.838	450.734	4.096.982	4.547.716
1.1	Letters of Guarantee		356.057	1.730.105	2.086.162	450.734	1.368.294	1.819.028
1.1.1	Guarantees Subject to State Tender Law		-	-	-	-	-	-
1.1.2	Guarantees Given for Foreign Trade Operations		-	-	-	-	-	-
1.1.3	Other Letters of Guarantee		356.057	1.730.105	2.086.162	450.734	1.368.294	1.819.028
1.2	Bank Acceptances		-	170.915	170.915	-	190.447	190.447
1.2.1	Import Letter of Acceptance		-	170.915	170.915	-	190.447	190.447
1.2.2	Other Bank Acceptance		-	-	-	-	-	-
1.3	Letters of Credit		-	2.681.761	2.681.761	-	2.538.241	2.538.241
1.3.1	Documantery Letters of Credit		-	2.681.761	2.681.761	-	2.538.241	2.538.241
1.3.2	Other Letters of Credit		-	-	-	-	-	-
1.4	Prefinancing Given as Guarantee		-	-	-	-	-	-
1.5	Endorsements		-	-	-	-	-	-
1.5.1	Endorsements to the Central Bank of Turkey		-	-	-	-	-	-
1.5.2	Other Endorsements		-	-	-	-	-	-
1.6	Securities Issue Purchase Guarantees		-	-	-	-	-	-
1.7	Factoring Guarantees		-	-	-	-	-	-
1.8	Other Guarantess		-	-	-	-	-	-
1.9	Other Collaterals		-	-	-	-	-	-
II.	COMMITMENTS	(1)	1.600.166	5.267.924	6.868.090	1.313.799	3.181.266	4.495.065
2.1	Irrevocable Commitments		1.050.260	553.382	1.603.642	968.090	336.269	1.304.359
2.1.1	Forward Asset Purchase and Sale Commitments		9.028	90.102	99.130	4.506	16.898	21.404
2.1.2	Forward Deposit Purchase and Sales Commitments		-	-	-	-	-	-
2.1.3	Share Capital Commitments to Associates and Subsidiaries		-	127.172	127.172	-	96.782	96.782
2.1.4	Loan Granting Commitments		-	-	-	-	-	-
2.1.5	Securities Underwriting Commitments		-	-	-	-	-	-
2.1.6	Commitments for Reserve Deposit Requirements		-	-	-	-	-	-
2.1.7	Payment Commitment for Checks		-	-	-	-	-	-
2.1.8	Tax and Fund Liabilities from Export Commitments		-	-	-	-	-	-
2.1.9	Commitments for Credit Card Expenditure Limits		-	-	-	-	-	-
2.1.10	Commitments for Promotions Related with Credit Cards and Banking Activities		-	-	-	-	-	-
2.1.11	Receivables from Short Sale Commitments		-	-	-	-	-	-
2.1.12	Payables for Short Sale Commitments		-	-	-	-	-	-
2.1.13	Other Irrevocable Commitments		1.041.232	336.108	1.377.340	963.584	222.589	1.186.173
2.2	Revocable Commitments		549.906	4.714.542	5.264.448	345.709	2.844.997	3.190.706
2.2.1	Revocable Loan Granting Commitments		549.906	4.714.542	5.264.448	345.709	2.844.997	3.190.706
2.2.2	Other Revocable Commitments		-	-	-	-	-	-
III.	DERIVATIVE FINANCIAL INSTRUMENTS	(2)	5.417.628	50.662.604	56.080.232	6.886.431	49.342.530	56.228.961
3.1	Derivative Financial Instruments for Hedging Purposes		-	19.840.766	19.840.766	-	16.520.430	16.520.430
3.1.1	Fair Value Hedge		-	19.840.766	19.840.766	-	16.520.430	16.520.430
3.1.2	Cash Flow Hedge		-	-	-	-	-	-
3.1.3	Hedge of Net Investment in Foreign Operations		-	-	-	-	-	-
3.2	Held for Trading Transactions		5.417.628	30.821.838	36.239.466	6.886.431	32.822.100	39.708.531
3.2.1	Forward Foreign Currency Buy/Sell Transactions		551.948	799.850	1.351.798	2.715.295	2.672.415	5.387.710
3.2.1.1	Forward Foreign Currency Transactions-Buy		283.382	393.739	677.121	1.359.615	1.335.965	2.695.580
3.2.1.2	Forward Foreign Currency Transactions-Sell		268.566	406.111	674.677	1.355.680	1.336.450	2.692.130
3.2.2	Swap Transactions Related to Foreign Currency and Interest Rate		4.710.136	29.887.024	34.597.160	3.283.114	29.261.907	32.545.021
3.2.2.1	Foreign Currency Swap-Buy		341.717	6.861.632	7.203.349	664.611	6.474.510	7.139.121
3.2.2.2	Foreign Currency Swap-Sell		4.368.419	2.576.136	6.944.555	2.618.503	4.090.143	6.708.646
3.2.2.3	Interest Rate Swap-Buy		-	10.224.628	10.224.628	-	9.348.627	9.348.627
3.2.2.4	Interest Rate Swap-Sell		-	10.224.628	10.224.628	-	9.348.627	9.348.627
3.2.3	Foreign Currency, Interest Rate, and Securities Options		142.970	134.964	277.934	888.022	887.778	1.775.800
3.2.3.1	Foreign Currency Options-Buy		71.485	67.482	138.967	444.061	443.889	887.950
3.2.3.2	Foreign Currency Options-Sell		71.485	67.482	138.967	443.961	443.889	887.850
3.2.3.3	Interest Rate Options-Buy		-	-	-	-	-	-
3.2.3.4	Interest Rate Options-Sell		-	-	-	-	-	-
3.2.3.5	Securities Options-Buy		-	-	-	-	-	-
3.2.3.6	Securities Options-Sell		-	-	-	-	-	-
3.2.4	Foreign Currency Futures		-	-	-	-	-	-
3.2.4.1	Foreign Currency Futures-Buy		-	-	-	-	-	-
3.2.4.2	Foreign Currency Futures-Sell		-	-	-	-	-	-
3.2.5	Interest Rate Futures		-	-	-	-	-	-
3.2.5.1	Interest Rate Futures-Buy		-	-	-	-	-	-
3.2.5.2	Interest Rate Futures-Sell		-	-	-	-	-	-
3.2.6	Other		12.574	-	12.574	-	-	-
B.	CUSTODY AND PLEDGES SECURITIES (IV+V+VI)		68.853.512	416.411.119	485.264.631	75.378.722	466.258.507	541.637.229
IV.	ITEMS HELD IN CUSTODY		3.048.106	276.873	3.324.979	2.730.641	688.583	3.419.224
4.1	Customers' Securities Held		-	-	-	-	-	-
4.2	Investment Securities Held in Custody		2.250.816	276.873	2.527.689	2.136.470	688.583	2.825.053
4.3	Checks Received for Collection		248	-	248	248	-	248
4.4	Commercial Notes Received for Collection		-	-	-	-	-	-
4.5	Other Assets Received for Collection		-	-	-	-	-	-
4.6	Assets Received for Public Offering		-	-	-	-	-	-
4.7	Other Items Under Custody		-	-	-	-	-	-
4.8	Custodians		797.042	-	797.042	593.923	-	593.923
V.	PLEDGES ITEMS		59.075.249	327.909.736	386.984.985	52.958.989	254.620.688	307.579.677
5.1	Marketable Securities		456.248	-	456.248	471.248	13.784.545	14.255.793
5.2	Guarantee Notes		80.666	1.616.541	1.697.207	95.499	3.691.702	3.787.201
5.3	Commodity		-	-	-	-	-	-
5.4	Warranty		-	-	-	-	-	-
5.5	Real Estate		8.235.352	89.251.431	97.486.783	3.805.808	63.849.083	67.654.891
5.6	Other Pledged Items		50.302.983	237.041.764	287.344.747	48.586.434	173.295.358	221.881.792
5.7	Pledged Items-Depository		-	-	-	-	-	-
VI.	ACCEPTED BILL OF EXCHANGE AND COLLATERALS		6.730.157	88.224.510	94.954.667	19.689.092	210.949.236	230.638.328
TOTAL OFF BALANCE SHEET ITEMS (A+B)			76.227.363	476.924.428	553.151.791	84.029.686	522.879.285	606.908.971

The accompanying notes are an integral part of these consolidated financial statements.

**TÜRKİYE SİNAİ KALKINMA BANKASI A.Ş. AND ITS SUBSIDIARIES**  
**CONSOLIDATED STATEMENT OF PROFIT OR LOSS AT 31 DECEMBER 2020**

(Amounts are expressed in thousands of Turkish Lira (TL) unless otherwise stated.)

		Audited Current Period 1 January 2020 – 31 December 2020	Audited Prior Period 1 January 2019 – 31 December 2019
STATEMENT OF PROFIT OR LOSS		Section 5 Note IV	
<b>I.</b>	<b>INTEREST INCOME</b>	(1)	3,336.674
1.1	Interest on Loans		2,422.360
1.2	Interest Received from Reserve Deposits		72
1.3	Interest Received from Banks		32.779
1.4	Interest Received from Money Market Placements		90.413
1.5	Interest Received from Marketable Securities Portfolio		774.466
1.5.1	Fair Value Through Profit or Loss		1.643
1.5.2	Fair Value Through other Comprehensive Income		408.341
1.5.3	Measured at Amortized Cost		364.482
1.6	Finance Lease Income		8.460
1.7	Other Interest Income		8.124
<b>II.</b>	<b>INTEREST EXPENSES (-)</b>	(2)	1,314.289
2.1	Interest on Deposits		-
2.2	Interest on Funds Borrowed		606.235
2.3	Interest on Money Market Borrowings		56.029
2.4	Interest on Securities Issued		649.385
2.5	Leasing Interest Expense		192
2.6	Other Interest Expense		2.448
<b>III.</b>	<b>NET INTEREST INCOME (I - II)</b>		2,022.385
<b>IV.</b>	<b>NET FEES AND COMMISSIONS INCOME / EXPENSES</b>		118.915
4.1	Fees and Commissions Received		137.281
4.1.1	Non-cash Loans		35.030
4.1.2	Other		102.251
4.2	Fees and Commissions Paid (-)		18.366
4.2.1	Non-cash Loans		2.859
4.2.2	Other		15.507
<b>V.</b>	<b>DIVIDEND INCOME</b>	(3)	10.857
<b>VI.</b>	<b>NET TRADING INCOME</b>	(4)	(10.807)
6.1	Securities Trading Gains / (Losses)		5.119
6.2	Derivative Financial Instruments Gains / Losses		(61.198)
6.3	Foreign Exchange Gains / Losses (Net)		45.272
<b>VII.</b>	<b>OTHER OPERATING INCOME</b>	(5)	138.534
<b>VIII.</b>	<b>GROSS OPERATING INCOME (III+IV+V+VI+VII)</b>		2,279.884
<b>IX.</b>	<b>EXPECTED CREDIT LOSSES (-)</b>	(6)	1,011.664
<b>X.</b>	<b>OTHER PROVISION EXPENSES (-)</b>	(6)	-
<b>XI.</b>	<b>PERSONNEL EXPENSES (-)</b>		178.506
<b>XII.</b>	<b>OTHER OPERATING EXPENSES (-)</b>	(7)	228.018
<b>XIII.</b>	<b>NET OPERATING INCOME/(LOSS) (VIII-IX-X-XI-XII)</b>		861.696
<b>XIV.</b>	<b>AMOUNT IN EXCESS RECORDED AS GAIN AFTER MERGER</b>		-
<b>XV.</b>	<b>PROFIT / (LOSS) ON EQUITY METHOD</b>		74.651
<b>XVI.</b>	<b>GAIN / (LOSS) ON NET MONETARY POSITION</b>		-
<b>XVII.</b>	<b>PROFIT/(LOSS) FROM CONTINUED OPERATIONS BEFORE TAXES (XIII+...+XVI)</b>		936.347
<b>XVIII.</b>	<b>TAX PROVISION FOR CONTINUED OPERATIONS (±)</b>	(8)	226.874
18.1	Provision for Current Income Taxes		372.725
18.2	Deferred Tax Income Effect (+)		502.836
18.3	Deferred Tax Expense Effect (-)		648.687
<b>XIX.</b>	<b>NET PROFIT/(LOSS) FROM CONTINUED OPERATIONS (XVI±XVII)</b>	(10)	709.473
<b>XX.</b>	<b>INCOME ON DISCONTINUED OPERATIONS</b>		-
20.1	Income on Assets Held for Sale		-
20.2	Income on Sale of Associates, Subsidiaries and Jointly Controlled Entities (Joint Venture)		-
20.3	Income on Other Discontinued Operations		-
<b>XXI.</b>	<b>LOSS FROM DISCONTINUED OPERATIONS (-)</b>		-
21.1	Loss from Assets Held for Sale		-
21.2	Loss on Sale of Associates, Subsidiaries and Jointly Controlled Entities (Joint Venture)		-
21.3	Loss from Other Discontinued Operations		-
<b>XXII.</b>	<b>PROFIT / (LOSS) ON DISCONTINUED OPERATIONS BEFORE TAXES (XX-XXI)</b>		-
<b>XXIII.</b>	<b>TAX PROVISION FOR DISCONTINUED OPERATIONS (±)</b>		-
23.1	Provision for Current Income Taxes		-
23.2	Deferred Tax Expense Effect (+)		-
23.3	Deferred Tax Income Effect (-)		-
<b>XXIV.</b>	<b>NET PROFIT/LOSS FROM DISCONTINUED OPERATIONS (XXII±XXIII)</b>		-
<b>XXV.</b>	<b>NET PROFIT/LOSS (XIX+XXIV)</b>	(11)	709.473
25.1	Group's Profit / Loss		712.294
25.2	Minority Shares (-)		(2.821)
	Earning / (loss) per share		0,254

The accompanying notes are an integral part of these consolidated financial statements



**TÜRKİYE SİNAİ KALKINMA BANKASI A.Ş. AND ITS SUBSIDIARIES**  
**CONSOLIDATED STATEMENT OF PROFIT OR LOSS AND OTHER COMPREHENSIVE**  
**INCOME FOR THE YEAR ENDED 31 DECEMBER 2020**

(Amounts are expressed in thousands of Turkish Lira (TL) unless otherwise stated.)

		Audited Current Period 1 January 2020 – 31 December 2020	Audited Prior Period 1 January 2019 – 31 December 2019
	<b>PROFIT OR LOSS AND OTHER COMPREHENSIVE INCOME</b>		
<b>I.</b>	<b>CURRENT PERIOD INCOME / LOSS</b>	<b>709.473</b>	<b>736.141</b>
<b>II.</b>	<b>OTHER COMPREHENSIVE INCOME</b>	<b>206.373</b>	<b>264.373</b>
<b>2.1</b>	<b>Not Reclassified Through Profit or Loss</b>	<b>52.805</b>	<b>52.617</b>
2.1.1	Property and Equipment Revaluation Increase / Decrease	32.407	49.105
2.1.2	Intangible Assets Revaluation Increase / Decrease	-	-
2.1.3	Defined Benefit Pension Plan Remeasurement Gain / Loss	3.507	(1.034)
2.1.4	Other Comprehensive Income Items Not Reclassified Through Profit or Loss	18.194	4.339
2.1.5	Tax Related Other Comprehensive Income Items Not Reclassified Through Profit or Loss	(1.303)	207
<b>2.2</b>	<b>Reclassified Through Profit or Loss</b>	<b>153.568</b>	<b>211.756</b>
2.2.1	Foreign Currency Translation Differences	19.138	5.010
2.2.2	Valuation and / or Reclassification Income / Expense of the Financial Assets at Fair Value Through Other Comprehensive Income	57.571	243.694
2.2.3	Cash Flow Hedge Income / Loss	-	-
2.2.4	Income (Loss) Related with Hedges of Net Investments in Foreign Operations	-	-
2.2.5	Other Comprehensive Income Items Reclassified Through Profit or Losses	87.426	16.678
2.2.6	Tax Related Other Comprehensive Income Items Reclassified Through Profit or Loss	(10.567)	(53.626)
<b>III.</b>	<b>TOTAL COMPREHENSIVE INCOME (I+II)</b>	<b>915.846</b>	<b>1.000.514</b>

The accompanying notes are an integral part of these consolidated financial statements.

**TÜRKİYE SİNAİ KALKINMA BANKASI A.Ş. AND ITS SUBSIDIARIES**  
**CONSOLIDATED STATEMENT OF CHANGES IN SHAREHOLDERS' EQUITY**  
**FOR THE YEAR ENDED 31 DECEMBER 2020**

(Amounts are expressed in thousands of Turkish Lira (TL) unless otherwise stated.)

CHANGES IN SHAREHOLDERS' EQUITY	Note	Paid-in Capital	Share Premiums	Share Cancellation Profits	Other Capital Reserves	Accumulated Other Comprehensive Income or Expenses Not Reclassified Through Profit or Loss		Accumulated Other Comprehensive Income or Expenses Reclassified Through Profit or Loss		Profit Reserves	Prior Period Profit or (Loss)	Current Period Profit or (Loss)	Total Equity Except from Minority Interest	Minority Interest	Total Shareholders' Equity
						1	2	3	4	5	6				
<b>I. Prior Period – 31 December 2019</b>															
<b>II. Prior Period End Balance</b>		<b>2.800.000</b>	<b>516</b>	<b>-</b>	<b>374</b>	<b>261.494</b>	<b>(566)</b>	<b>23.442</b>	<b>15.704</b>	<b>(162.058)</b>	<b>6.791</b>	<b>529.059</b>	<b>670.698</b>	<b>-</b>	<b>4.145.454</b>
<b>III. Corrections and Accounting Policy Changes Made According to TAS 8</b>		<b>-</b>	<b>-</b>	<b>-</b>	<b>-</b>	<b>-</b>	<b>-</b>	<b>-</b>	<b>-</b>	<b>-</b>	<b>-</b>	<b>-</b>	<b>-</b>	<b>-</b>	<b>-</b>
2.1 Effects of Errors		-	-	-	-	-	-	-	-	-	-	-	-	-	-
2.2 Effects of the Changes in Accounting Policies		-	-	-	-	-	-	-	-	-	-	-	-	-	-
<b>IV. Adjusted Beginning Balance (I+II)</b>		<b>2.800.000</b>	<b>516</b>	<b>-</b>	<b>374</b>	<b>261.494</b>	<b>(566)</b>	<b>23.442</b>	<b>15.704</b>	<b>(162.058)</b>	<b>6.791</b>	<b>529.059</b>	<b>670.698</b>	<b>-</b>	<b>4.145.454</b>
<b>V. Total Comprehensive Income</b>		<b>-</b>	<b>-</b>	<b>-</b>	<b>-</b>	<b>49.105</b>	<b>(827)</b>	<b>4.339</b>	<b>5.010</b>	<b>190.068</b>	<b>16.678</b>	<b>-</b>	<b>-</b>	<b>730.504</b>	<b>994.877</b>
<b>VI. Capital Increase by Cash</b>		<b>-</b>	<b>-</b>	<b>-</b>	<b>-</b>	<b>-</b>	<b>-</b>	<b>-</b>	<b>-</b>	<b>-</b>	<b>-</b>	<b>-</b>	<b>-</b>	<b>-</b>	<b>-</b>
<b>VII. Capital Increase by Internal Sources</b>		<b>-</b>	<b>-</b>	<b>-</b>	<b>-</b>	<b>-</b>	<b>-</b>	<b>-</b>	<b>-</b>	<b>-</b>	<b>-</b>	<b>-</b>	<b>-</b>	<b>-</b>	<b>-</b>
<b>VIII. Effect of Inflation on Paid-in Capital</b>		<b>-</b>	<b>-</b>	<b>-</b>	<b>-</b>	<b>-</b>	<b>-</b>	<b>-</b>	<b>-</b>	<b>-</b>	<b>-</b>	<b>-</b>	<b>-</b>	<b>-</b>	<b>-</b>
<b>IX. Convertible Bonds to Share</b>		<b>-</b>	<b>-</b>	<b>-</b>	<b>-</b>	<b>-</b>	<b>-</b>	<b>-</b>	<b>-</b>	<b>-</b>	<b>-</b>	<b>-</b>	<b>-</b>	<b>-</b>	<b>-</b>
<b>X. Subordinated Debt Instruments</b>		<b>-</b>	<b>-</b>	<b>-</b>	<b>-</b>	<b>-</b>	<b>-</b>	<b>-</b>	<b>-</b>	<b>-</b>	<b>-</b>	<b>-</b>	<b>-</b>	<b>-</b>	<b>-</b>
<b>XI. Increase/Decrease by Other Changes</b>		<b>-</b>	<b>14</b>	<b>-</b>	<b>-</b>	<b>-</b>	<b>-</b>	<b>-</b>	<b>-</b>	<b>-</b>	<b>133</b>	<b>555</b>	<b>-</b>	<b>702</b>	<b>(5.467)</b>
<b>Profit Distribution</b>		<b>-</b>	<b>-</b>	<b>-</b>	<b>-</b>	<b>-</b>	<b>-</b>	<b>-</b>	<b>-</b>	<b>-</b>	<b>697.397</b>	<b>(697.531)</b>	<b>-</b>	<b>(134)</b>	<b>(134)</b>
11.1 Dividends Distributed		-	-	-	-	-	-	-	-	-	-	(134)	-	(134)	(134)
11.2 Transfers to Reserves		-	-	-	-	-	-	-	-	-	697.397	(697.397)	-	-	-
11.3 Other		-	-	-	-	-	-	-	-	-	-	-	-	-	-
<b>Period-End Balance (III+IV+.....+X+XI)</b>		<b>2.800.000</b>	<b>530</b>	<b>-</b>	<b>374</b>	<b>310.599</b>	<b>(1.393)</b>	<b>27.781</b>	<b>20.714</b>	<b>28.010</b>	<b>23.469</b>	<b>1.226.589</b>	<b>(26.278)</b>	<b>730.504</b>	<b>5.140.899</b>

1.Accumulated Revaluation Increase / Decrease of Fixed Assets,

2.Accumulated Remeasurement Gain / Loss of Defined Benefit Pension Plan,

3.Other (Shares of Investments Valued by Equity Method in Other Comprehensive Income Not Classified Through Profit or Loss and Other Accumulated Amounts of Other Comprehensive Income Items Not Reclassified Through Other Profit or Loss),

4.Foreign Currency Transition Differences,

5.Accumulated Revaluation and/or Remeasurement Gain/Loss of the Financial Asset at Fair Value Through Other Comprehensive Income,

6.Other (Cash Flow Hedge Gain/Loss, Shares of Investments Valued by Equity Method in Other Comprehensive Income Classified Through Profit or Loss and Other Accumulated Amounts of Other Comprehensive Income Items Reclassified Through Other Profit or Loss).

The accompanying notes are an integral part of these consolidated financial statements.

**TÜRKİYE SİNAİ KALKINMA BANKASI A.Ş. AND ITS SUBSIDIARIES**  
**CONSOLIDATED STATEMENT OF CHANGES IN SHAREHOLDERS' EQUITY**  
**FOR THE YEAR ENDED 31 DECEMBER 2020**

(Amounts are expressed in thousands of Turkish Lira (TL) unless otherwise stated.)

CHANGES IN SHAREHOLDERS' EQUITY	Note	Paid-in Capital	Share Premiums	Share Cancellation Profits	Other Capital Reserves	Accumulated Other Comprehensive Income or Expenses Not Reclassified Through Profit or Loss			Accumulated Other Comprehensive Income or Expenses Reclassified Through Profit or Loss			Profit Reserves	Prior Period Profit or (Loss)	Current Period Profit or (Loss)	Total Equity Except from Minority Interest	Minority Interest	Total Shareholders' Equity
						1	2	3	4	5	6						
<b>Current Period – 31 December 2020</b>																	
<b>I. Prior Period End Balance</b>		<b>2.800.000</b>	<b>530</b>	<b>-</b>	<b>374</b>	<b>310.599</b>	<b>(1.393)</b>	<b>27.781</b>	<b>20.714</b>	<b>28.010</b>	<b>23.469</b>	<b>1.226.589</b>	<b>704.226</b>	<b>-</b>	<b>5.140.899</b>	<b>38.090</b>	<b>5.178.989</b>
<b>II. Corrections and Accounting Policy Changes Made According to TAS 8</b>		<b>-</b>	<b>-</b>	<b>-</b>	<b>-</b>	<b>-</b>	<b>-</b>	<b>-</b>	<b>-</b>	<b>-</b>	<b>-</b>	<b>-</b>	<b>-</b>	<b>-</b>	<b>-</b>	<b>-</b>	<b>-</b>
2.1 Effects of Errors		-	-	-	-	-	-	-	-	-	-	-	-	-	-	-	-
2.2 Effects of the Changes in Accounting Policies		-	-	-	-	-	-	-	-	-	-	-	-	-	-	-	-
<b>III. Adjusted Beginning Balance (I+II)</b>		<b>2.800.000</b>	<b>530</b>	<b>-</b>	<b>374</b>	<b>310.599</b>	<b>(1.393)</b>	<b>27.781</b>	<b>20.714</b>	<b>28.010</b>	<b>23.469</b>	<b>1.226.589</b>	<b>704.226</b>	<b>-</b>	<b>5.140.899</b>	<b>38.090</b>	<b>5.178.989</b>
<b>IV. Total Comprehensive Income</b>		<b>-</b>	<b>-</b>	<b>-</b>	<b>-</b>	<b>31.826</b>	<b>2.785</b>	<b>18.194</b>	<b>19.138</b>	<b>47.004</b>	<b>87.426</b>	<b>-</b>	<b>-</b>	<b>712.294</b>	<b>918.667</b>	<b>(2.821)</b>	<b>915.846</b>
<b>V. Capital Increase by Cash</b>		<b>-</b>	<b>-</b>	<b>-</b>	<b>-</b>	<b>-</b>	<b>-</b>	<b>-</b>	<b>-</b>	<b>-</b>	<b>-</b>	<b>-</b>	<b>-</b>	<b>-</b>	<b>-</b>	<b>-</b>	<b>-</b>
<b>VI. Capital Increase by Internal Sources</b>		<b>-</b>	<b>-</b>	<b>-</b>	<b>-</b>	<b>-</b>	<b>-</b>	<b>-</b>	<b>-</b>	<b>-</b>	<b>-</b>	<b>-</b>	<b>-</b>	<b>-</b>	<b>-</b>	<b>-</b>	<b>-</b>
<b>VII. Effect of Inflation on Paid-in Capital</b>		<b>-</b>	<b>-</b>	<b>-</b>	<b>-</b>	<b>-</b>	<b>-</b>	<b>-</b>	<b>-</b>	<b>-</b>	<b>-</b>	<b>-</b>	<b>-</b>	<b>-</b>	<b>-</b>	<b>-</b>	<b>-</b>
<b>VIII. Convertible Bonds to Share</b>		<b>-</b>	<b>-</b>	<b>-</b>	<b>-</b>	<b>-</b>	<b>-</b>	<b>-</b>	<b>-</b>	<b>-</b>	<b>-</b>	<b>-</b>	<b>-</b>	<b>-</b>	<b>-</b>	<b>-</b>	<b>-</b>
<b>IX. Subordinated Debt Instruments</b>		<b>-</b>	<b>-</b>	<b>-</b>	<b>-</b>	<b>-</b>	<b>-</b>	<b>-</b>	<b>-</b>	<b>-</b>	<b>-</b>	<b>-</b>	<b>-</b>	<b>-</b>	<b>-</b>	<b>-</b>	<b>-</b>
<b>X. Increase/Decrease by Other Changes</b>		<b>-</b>	<b>246</b>	<b>-</b>	<b>-</b>	<b>-</b>	<b>-</b>	<b>-</b>	<b>-</b>	<b>-</b>	<b>17.844</b>	<b>(923)</b>	<b>-</b>	<b>-</b>	<b>17.167</b>	<b>18.901</b>	<b>36.068</b>
<b>XI. Profit Distribution</b>		<b>-</b>	<b>-</b>	<b>-</b>	<b>-</b>	<b>-</b>	<b>-</b>	<b>-</b>	<b>-</b>	<b>-</b>	<b>702.644</b>	<b>(702.778)</b>	<b>-</b>	<b>-</b>	<b>(134)</b>	<b>-</b>	<b>(134)</b>
11.1 Dividends Distributed		-	-	-	-	-	-	-	-	-	-	(134)	-	-	(134)	-	(134)
11.2 Transfers to Reserves		-	-	-	-	-	-	-	-	-	702.644	(702.644)	-	-	-	-	-
11.3 Other		-	-	-	-	-	-	-	-	-	-	-	-	-	-	-	-
<b>Period-End Balance (III+IV+.....+X+XI)</b>		<b>2.800.000</b>	<b>776</b>	<b>-</b>	<b>374</b>	<b>342.425</b>	<b>1.392</b>	<b>45.975</b>	<b>39.852</b>	<b>75.014</b>	<b>110.895</b>	<b>1.947.077</b>	<b>525</b>	<b>712.294</b>	<b>6.076.599</b>	<b>54.170</b>	<b>6.130.769</b>

1.Accumulated Revaluation Increase / Decrease of Fixed Assets,

2.Accumulated Remeasurement Gain / Loss of Defined Benefit Pension Plan,

3.Other (Shares of Investments Valued by Equity Method in Other Comprehensive Income Not Classified Through Profit or Loss and Other Accumulated Amounts of Other Comprehensive Income Items Not Reclassified Through Other Profit or Loss),

4.Foreign Currency Translition Differences,

5.Accumulated Revaluation and/or Remeasurement Gain/Loss of the Financial Asset at Fair Value Through Other Comprehensive Income,

6.Other (Cash Flow Hedge Gain/Loss, Shares of Investments Valued by Equity Method in Other Comprehensive Income Classified Through Profit or Loss and Other Accumulated Amounts of Other Comprehensive Income Items Reclassified Through Other Profit or Loss).

The accompanying notes are an integral part of these consolidated financial statements.

**TÜRKİYE SİNAİ KALKINMA BANKASI A.Ş. AND ITS SUBSIDIARIES**  
**CONSOLIDATED STATEMENT OF CASH FLOWS**  
**FOR THE YEAR ENDED 31 DECEMBER 2020**

(Amounts expressed in thousands of Turkish Lira (TL) unless otherwise stated.)

	Note	Audited Current Period 31 December 2020	Audited Prior Period 31 December 2019
<b>A. CASH FLOWS FROM BANKING OPERATIONS</b>			
<b>1.1 Operating Profit Before Changes in Operating Assets and Liabilities</b>		<b>1.892.269</b>	<b>1.125.037</b>
1.1.1 Interest Received		2.985.322	2.971.773
1.1.2 Interest Paid		(1.224.002)	(1.250.464)
1.1.3 Dividends Received		10.857	6.754
1.1.4 Fees and Commissions Received		137.281	78.154
1.1.5 Other Income		65.373	80.871
1.1.6 Collections from Previously Written off Loans		33.596	85.017
1.1.7 Payments to Personnel and Service Suppliers		(210.323)	(182.369)
1.1.8 Taxes Paid		(284.929)	(288.619)
1.1.9 Others		379.094	(376.080)
<b>1.2 Changes in Operating Assets and Liabilities</b>		<b>(684.992)</b>	<b>683.347</b>
1.2.1 Net (Increase) (Decrease) in Financial Assets at Fair Value through Profit or Loss		(19.143)	(5.157)
1.2.2 Net (Increase) (Decrease) in Due from Banks		-	-
1.2.3 Net (Increase) (Decrease) in Loans		428.298	310.064
1.2.4 Net (Increase) (Decrease) in Other Assets		(315.826)	120.049
1.2.5 Net (Increase) (Decrease) in Bank Deposits		-	-
1.2.6 Net (Increase) (Decrease) in Other Deposits		-	-
1.2.7 Net (Increase) (Decrease) in Financial Liabilities at Fair Value through Profit or Loss		-	-
1.2.8 Net (Increase) (Decrease) in Funds Borrowed		(1.518.465)	(319.292)
1.2.9 Net (Increase) (Decrease) in Matured Payable		-	-
1.2.10 Net (Increase) (Decrease) in Other Liabilities		740.144	577.683
<b>I. Net Cash Provided by / (used in) Banking Operations</b>		<b>1.207.277</b>	<b>1.808.384</b>
<b>B. CASH FLOWS FROM INVESTING ACTIVITIES</b>			
<b>II. Net Cash Provided by / (used in) Investing Activities</b>		<b>(16.430)</b>	<b>(521.520)</b>
2.1 Cash Paid for Purchase of Entities under Common Control, Associates and Subsidiaries		-	(990)
2.2 Cash Obtained from Sale of Entities under Common Control, Associates and Subsidiaries		-	-
2.3 Purchases of Property and Equipment		(10.965)	(9.698)
2.4 Disposals of Property and Equipment		280	5.592
2.5 Purchase of Financial Assets at Fair Value through Other Comprehensive Income		(998.063)	(1.048.151)
2.6 Sale of Financial Assets at Fair Value through Other Comprehensive Income		1.142.753	772.368
2.7 Purchase of Financial Assets Measured at Amortized Cost		(149.670)	(433.812)
2.8 Sale of Financial Assets Measured at Amortized Cost		1.577	195.251
2.9 Others		(2.342)	(2.080)
<b>C. CASH FLOWS FROM FINANCING ACTIVITIES</b>			
<b>III. Net Cash Provided by / (used in) Financing Activities</b>		<b>(130.338)</b>	<b>(1.897.241)</b>
3.1 Cash Obtained From Funds Borrowed and Securities Issued		2.330.419	108.662
3.2 Cash Used for Repayment of Funds Borrowed and Securities Issued		(2.478.503)	(2.004.016)
3.3 Capital Increase		20.534	-
3.4 Dividends Paid		(134)	(134)
3.5 Payments for Leases		(2.654)	(1.753)
3.6 Other		-	-
<b>IV. Effect of Change in Foreign Exchange Rate on Cash and Cash Equivalents</b>		<b>24.313</b>	<b>4.354</b>
<b>V. Net Increase / (Decrease) in Cash and Cash Equivalents</b>		<b>1.084.822</b>	<b>(606.023)</b>
<b>VI. Cash and Cash Equivalents at Beginning of the Period</b>		<b>779.802</b>	<b>1.385.825</b>
<b>VII. Cash and Cash Equivalents at End of the Period</b>		<b>1.864.624</b>	<b>779.802</b>

The accompanying notes are an integral part of these consolidated financial statements.



**TÜRKİYE SİNAİ KALKINMA BANKASI A.Ş. AND ITS SUBSIDIARIES**  
**CONSOLIDATED STATEMENT OF PROFIT DISTRIBUTION**  
**FOR THE YEAR ENDED 31 DECEMBER 2020**

(Amounts expressed in thousands of Turkish Lira (TL) unless otherwise stated.)

	Audited Current Period 31 December 2020 (1)	Audited Prior Period 31 December 2019
<b>I. DISTRIBUTION OF CURRENT YEAR INCOME (*)</b>		
1.1 CURRENT YEAR INCOME	947.348	894.227
1.2 TAXES AND DUTIES PAYABLE	214.519	192.582
1.2.1 Corporate Tax (Income tax)	363.282	280.993
1.2.2 Income withholding tax	-	-
1.2.3 Other taxes and duties (3)	(148.763)	(88.411)
<b>A. NET INCOME FOR THE YEAR (1.1-1.2)</b>	<b>732.829</b>	<b>701.645</b>
1.3 PRIOR YEARS LOSSES (-)	-	-
1.4 FIRST LEGAL RESERVES (-)	-	-
1.5 OTHER STATUTORY RESERVES (-)	-	35.083
<b>B. NET PROFIT AVAILABLE FOR DISTRIBUTION [(A-(1.3+1.4+1.5)]</b>	<b>732.829</b>	<b>666.562</b>
1.6 FIRST DIVIDEND TO SHAREHOLDERS (-)	-	-
1.6.1 To owners of ordinary shares	-	-
1.6.2 To owners of preferred shares	-	-
1.6.3 To owners of preferred shares (pre-emptive rights)	-	-
1.6.4 To profit sharing bonds	-	-
1.6.5 To holders of profit and loss sharing certificates	-	-
1.7 DIVIDENDS TO PERSONNEL (-)	-	-
1.8 DIVIDENDS TO BOARD OF DIRECTORS (-)	-	-
1.9 SECOND DIVIDEND TO SHAREHOLDERS (-)	-	-
1.9.1 To owners of ordinary shares	-	-
1.9.2 To owners of preferred shares	-	-
1.9.3 To owners of preferred shares (pre-emptive rights)	-	-
1.9.4 To profit sharing bonds	-	-
1.9.5 To holders of profit and loss sharing certificates	-	-
1.10 STATUTORY RESERVES (-)	-	-
1.11 EXTRAORDINARY RESERVES	-	666.562
1.12 OTHER RESERVES	-	-
1.13 SPECIAL FUNDS	-	-
<b>II. DISTRIBUTION OF RESERVES</b>	-	-
2.1 APPROPRIATED RESERVES	-	-
2.2 DIVIDENDS TO SHAREHOLDERS (-)	-	-
2.2.1 To owners of ordinary shares	-	-
2.2.2 To owners of preferred shares	-	-
2.2.3 To owners of preferred shares (pre-emptive rights)	-	-
2.2.4 To profit sharing bonds	-	-
2.2.5 To holders of profit and loss sharing certificates	-	-
2.3 DIVIDENDS TO PERSONNEL (-)	-	-
2.4 DIVIDENDS TO BOARD OF DIRECTORS (-)	-	-
<b>III. EARNINGS PER SHARE (2)</b>		
3.1 TO OWNERS OF ORDINARY SHARES	0.26	0.24
3.2 TO OWNERS OF ORDINARY SHARES (%)	26.17	23.81
3.3 TO OWNERS OF PRIVILEGED SHARES	-	-
3.4 TO OWNERS OF PRIVILEGED SHARES (%)	-	-
<b>IV. DIVIDEND PER SHARE</b>		
4.1 TO OWNERS OF ORDINARY SHARES	-	-
4.2 TO OWNERS OF ORDINARY SHARES (%)	-	-
4.3 TO OWNERS OF PRIVILEGED SHARES	-	-
4.4 TO OWNERS OF PRIVILEGED SHARES ( % )	-	-

(1) Since the Board of Directors has not prepared any proposal for profit distribution relating to the year 2020 yet, only profit available for distribution for the year 2020 is presented.

(2) A nominal value of 1 Kuruş figures a share in unconsolidated income statement and unconsolidated statement of profit distribution and an earnings per share is calculated for a nominal value of 1 Kuruş.

(3) The current period and the prior period amounts are related to deferred tax income.

(4) The profit distribution table for the previous period became final with the decision of the Ordinary General Assembly dated 26 March 2020, after the publication of the independently audited financial statements dated 31 December 2019 and rearranged in this direction. Also, the previous period adjustments stated in the Note XXIII of Section Three are not reflected in the previous period profit distribution table.

(\*) According to the regulation in Turkey, companies do not distribute profits based on consolidated. Profit distribution is based on non-consolidated financial statements is belong to the Parent Bank.

The accompanying notes are an integral part of these consolidated financial statements.

**TÜRKİYE SİNAİ KALKINMA BANKASI A.Ş. AND ITS SUBSIDIARIES**  
**NOTES TO THE CONSOLIDATED FINANCIAL STATEMENTS**  
**FOR THE YEAR ENDED 31 DECEMBER 2020**

(Amounts expressed in thousands of Turkish Lira (TL) unless otherwise stated.)

**SECTION THREE**

**ACCOUNTING POLICIES**

**I. Basis of presentation**

**I.a Preparation of the financial statements and the accompanying footnotes in accordance with Turkish Accounting Standards and Regulation on Principles Related to Banks' Accounting Applications and Maintaining the Documents**

The consolidated financial statements have been prepared in TL, under the historical cost convention except for the financial asset, liabilities and buildings revaluation model which are carried at fair value.

Accounting policies and valuation principles used in the preparation of the financial statements are determined and applied, in accordance with the regulations, communiqués, interpretations and legislations related to accounting and financial reporting principles published by the Banking Regulation and Supervision Agency ("BRSA").

The accounting policies and valuation principles used in the 2020 period presented in the accompanying notes and the accounting policies and valuation principles are explained in Notes II to XXIII below.

The format and content of the accompanying consolidated financial statements and footnotes have been prepared in accordance with the "Communique' on Publicly Announced Financial Statements Explanations and notes to the Financial Statements" and "Communique on Disclosures About Risk Management to be Announced to Public by Banks."

The accompanying unconsolidated financial statements and the explanatory footnotes, unless otherwise indicated, are prepared in thousands of Turkish Lira ("TL").

**Additional paragraph for convenience translation to English**

The effects of differences between accounting principles and standards set out by regulations in conformity with BRSA Accounting and Reporting Legislation and Turkish Accounting Standard 34" Interim Financial reporting" except for the matters regulated by BRSA Legislation accounting principles generally accepted in countries in which the accompanying unconsolidated financial statements are to be distributed and International Financial Reporting Standards ("IFRS") have not been quantified in the accompanying consolidated financial statements. Accordingly, the accompanying unconsolidated financial statements are not intended to present the financial position, results of operations and changes in financial position and cash flows in accordance with the accounting principles generally accepted in such countries and IFRS.

**I.b The valuation principles used in the preparation of the financial statements**

The accounting rules and the valuation principles used in the preparation of the financial statements were implemented as stated in the Turkish Accounting Standards and related regulations, explanations and circulars on accounting and financial reporting principles announced by the BRSA. These accounting policies and valuation principles are explained in the below notes through II to XXIII.

Coronavirus epidemic spread to various countries around the world, causing potentially fatal respiratory infections, affects both regional and global economic conditions negatively, as well as causing malfunctions in operations, especially in countries exposed to the epidemic. As a result of the spread of COVID-19 throughout the world, various measures have been taken in our country as well as in the world and still continue to be taken in order to prevent the transmission of the virus. In addition to these measures, economic measures are also taken to minimize the economic impact of the virus outbreak on individuals and businesses in our country and worldwide.

Due to COVID-19, the Parent Bank allowed loan customers to translate their principal, interest and installments under current conditions if they demand and began to apply the translations within this context. As it is intended to update the financial information contained in the latest annual financial statements in the interim financial statements prepared as of 31 December 2020 and considering the magnitude of the economic changes occurred due to COVID-19, the Bank made estimates in the calculation of expected credit losses and disclosed these in footnote VIII "Disclosures on impairment of financial assets". In the coming periods, the Bank will update its relevant assumptions according to necessary extents and review the realizations of past estimates.

**I.c The accounting policies for the correct understanding of the financial statements**

The following accounting policies that applied according to BRSA regulations and TAS for the correct understanding of the financial statements and valuation principles used in preparation of the financial statements are presented in more detail below.

**TÜRKİYE SİNAİ KALKINMA BANKASI A.Ş. AND ITS SUBSIDIARIES**  
**NOTES TO THE CONSOLIDATED FINANCIAL STATEMENTS**  
**FOR THE YEAR ENDED 31 DECEMBER 2020**

(Amounts expressed in thousands of Turkish Lira (TL) unless otherwise stated.)

**SECTION THREE (Continued)**

**ACCOUNTING POLICIES (Continued)**

**I. Basis of presentation (continued)**

**Changes in accounting policies and disclosures**

TAS / TFRS changes, which entered into force as of 1 January 2021, do not have a significant effect on the accounting policies, financial status and performance of the Bank. TAS and TFRS changes, which were published but not put into effect as of the final date of the financial statements, will not have a significant effect on the accounting policies, financial status and performance of the Bank.

In addition, the Indicator Interest Rate Reform - 2nd Phase, which brings changes in TFRS 9, TAS 39, TFRS 7, TFRS 4 and TFRS 16, was published in December 2020, effective from 1 January 2021, and early implementation of the changes is allowed. With the amendments made, certain exceptions are provided for the basis used in determining contractual cash flows and hedge accounting provisions. The effects of the changes on the Parent Bank's financials have been evaluated and it has been concluded that there is no need for early application. On the other hand, the process for the Indicative Interest Rate Reform is expected to be completed as of 31 December 2021, and the Bank's work continues within the scope of adaptation to the changes.

**I.d The items which have different accounting policies applied in the preparation of the consolidated financial statements and their ratios to the total of the related items in the consolidated financial statements**

Different accounting policies are not applied in the preparation of consolidated financial statements.

**II. Explanations on usage strategy of financial assets and foreign currency transactions**

The main sources of the funds of the Parent Bank have variable interest rates. The financial balances are monitored frequently and fixed and floating interest rate placements are undertaken according to the return on the alternative financial instruments. The macro goals related to balance sheet amounts are set during budgeting process and positions are taken accordingly.

Due to the fact that the great majority of the loans extended by the the Parent Bank have a flexibility of reflecting changes in the market interest rates to the customers, the interest rate risk is kept at minimum level. Moreover, the highly profitable Eurobond and the foreign currency government indebttness securities portfolio have the attribute of eliminating the risks of interest rate volatility.

The fixed rate Subordinated bond, Eurobond and Greenbond issued by the Parent Bank and a portion of fixed rate funds borrowed are subject to fair value hedge accounting. The Bank enters into interest rate and cross currency swap agreements in order to hedge the change in fair values of its fixed rate financial liabilities. The changes in the fair value of the hedged fixed rate financial liabilities and hedging interest rate and cross currency swaps are recognized under the statement of profit/loss.

In the beginning and later period of the hedging transaction, the aforementioned hedging transactions are expected to offset changes occurred in the relevant period of the hedging transaction and hedged risk (attributable to hedging risk) and effectiveness tests are performed in this regard.

The Group performs effectiveness test at the beginning of the hedge accounting and at each reporting period. The effectiveness tests are carried out using the “Dollar off-set model” and the hedge accounting is applied as long as the test results are between the range of 80%-125% of effectiveness.

**TÜRKİYE SİNAİ KALKINMA BANKASI A.Ş. AND ITS SUBSIDIARIES**  
**NOTES TO THE CONSOLIDATED FINANCIAL STATEMENTS**  
**FOR THE YEAR ENDED 31 DECEMBER 2020**

(Amounts expressed in thousands of Turkish Lira (TL) unless otherwise stated.)

**SECTION THREE (Continued)**

**ACCOUNTING POLICIES (Continued)**

**II. Explanations on usage strategy of financial assets and foreign currency transactions (continued)**

The hedge accounting is discontinued when the hedging instrument expires, is exercised, sold or no longer effective. When discontinuing fair value hedge accounting, the cumulative fair value changes in carrying value of the hedged item arising from the hedged risk are amortized and recognized in income statement over the life of the hedged item from that date of the hedge accounting is discontinued. The Bank liquidity is regularly monitored. Moreover, the need of liquidity in foreign currencies is safeguarded by currency swaps.

TFRS 9 provides the option of deferring the adoption of TFRS 9 hedge accounting and the option to continue to apply the provisions of TAS 39 hedge accounting in the selection of accounting policies. In this context, the Parent Bank continues to apply the provisions of TAS 39 hedge accounting.

The Parent Bank liquidity is regularly monitored. Moreover, the need of liquidity in foreign currencies is safeguarded by currency swaps.

Commercial placements are managed with high return and low risk assets considering the international and domestic economic expectations, market conditions, creditors' expectations and their tendencies, interest-liquidity and other similar factors. Prudence principle is adopted in the placement decisions. The long term placements are made under project finance. A credit policy is implemented such a way that harmonizing the profitability of the projects, the collateral and the value add introduced by the Bank.

The movements of foreign exchange rates in the market, interest rates and prices are monitored instantaneously. While taking positions, the Group's unique operating and control limits are watched effectively besides statutory limits. Limit overs are not allowed. The Bank's strategy of hedging interest rate and foreign currency risks arising from fixed and variable interest rate funds and foreign currency fair value through other comprehensive income securities are indicated below.

A great majority of foreign currency fair value through other comprehensive income securities are financed with foreign currency resources. Accordingly, the anticipated possible depreciation of local currency against other currencies is eliminated. A foreign currency basket is formulated in terms of the indicated foreign currency to eliminate the risk exposure of changes in cross currency parity. Interest rate risk is mitigated by constituting a balanced asset composition in compliance with the structure of fixed and floating rate of funding resources.

The hedging strategies for other foreign exchange risk exposures: A stable foreign exchange position strategy is implemented and to be secured from cross currency risk, the current foreign exchange position is monitored by considering a currency basket in specific foreign currencies.

The foreign exchange gains and losses on foreign currency transactions are accounted for in the period of the transaction. Foreign exchange assets and liabilities are translated to Turkish Lira using foreign exchange bid rate as of the reporting date, and the resulting gains and losses are recorded in foreign exchange gains or losses.

**III. Explanations on associates and subsidiaries**

Explanations about the Parent Bank and its subsidiaries and associates subject to consolidation are described in General Information Section V.

**IV. Explanations on forward and option contracts and derivative instruments**

The Parent Bank is exposed to financial risk which depends on changes in foreign exchange rates and interest rates due to activities and as part of banking activities uses derivative instruments to manage financial risk that especially associated with fluctuations in foreign



**TÜRKİYE SİNAİ KALKINMA BANKASI A.Ş. AND ITS SUBSIDIARIES**  
**NOTES TO THE CONSOLIDATED FINANCIAL STATEMENTS**  
**FOR THE YEAR ENDED 31 DECEMBER 2020**

(Amounts expressed in thousands of Turkish Lira (TL) unless otherwise stated.)

exchange and interest rate. Mainly derivative instruments used by the Group are foreign currency forwards, swaps and option agreements.

**SECTION THREE (Continued)**

**ACCOUNTING POLICIES (Continued)**

**IV. Explanations on forward and option contracts and derivative instruments (continued)**

The derivative financial instruments are accounted for at their fair values as of the date of the agreements entered into and subsequently valued at fair value. Derivative financial instruments of the Bank are classified under "TFRS 9 Financial Instruments" ("TFRS 9"), "Derivative Financial Assets Designated at Fair Value Through Profit or Loss" or "Derivative Financial Assets Designated at Fair Value Through Other Comprehensive Income". Payables and receivables arising from the derivative instruments are recorded in the off-balance sheet accounts at their contractual values. Derivative transactions are valued at their fair values subsequent to their acquisition. In accordance with the classification of derivative financial instruments, if the fair value is positive, the amount is classified as "Derivative Financial Assets Designated at Fair Value Through Profit or Loss" or "Derivative Financial Assets Designated at Fair Value Through Other Comprehensive Income", if the fair value is negative, the amount is classified as "Derivative Financial Liabilities Designated at Fair Value Through Profit or Loss" or "Derivative Financial Liabilities Designated at Fair Value Through Other Comprehensive Income". The fair value differences of derivative financial instruments are recognized in the income statement under trading profit/loss line in profit/loss from derivative financial transaction.

In the initial design of a derivative financial instrument as a hedge, the Parent Bank explains in writing the relationship between the hedged item and the hedging instrument, the risk management objectives and strategies of the relevant hedging transaction and the methods to measure the effectiveness of the hedging. . The Parent Bank evaluates whether the hedging method is effective on the changes in the expected fair values of the related instruments during the period in which the method is applied or whether the effectiveness of each hedge in its actual results is between 80% - 125% at the beginning of the related association and in the ongoing process.

**V. Explanations on associates and subsidiaries**

The Parent Bank's financial subsidiaries' are reflected the consolidated financial statements according to the equity method in accordance with TAS 28 - Investment in Associates and Joint Ventures Related to the Turkish Accounting Standards. Unconsolidated and non financial subsidiaries and associates are presented in the financial statements in accordance with the "TAS 27-Separate Financial Statements" standard with their cost values after the deduction of, if any, impairment losses.

**VI. Explanations on interest income and expenses**

Interest income is recorded according to the effective interest rate method (rate equal to net present value of future cash flows or financial assets and liabilities) defined in the TFRS 9 "Financial Instruments" standard by applying an accrual basis using the effective interest rate to the gross carrying amount of a financial asset except for: purchased or originated credit-impaired financial assets or financial assets that are not purchased or originated credit-impaired financial assets but subsequently have become credit-impaired financial assets.

If the financial asset is impaired and classified as a non-performing receivable, the Bank applies the effective interest rate on the amortized cost of the asset for subsequent reporting periods. Such interest income calculation is made on an individual contract basis for all financial assets subject to impairment calculation. It is used effective interest rate during calculation of loss given default rate in expected creditloss models and accordingly, the calculation of expected credit losses includes an interest amount. Therefore, a reclassification is made between the accounts of "Expected Credit Losses" and "Interest Income From Loans" for calculated amount. If the credit risk of the financial instrument improves to the extent that the financial asset is no longer considered as impaired and the improvement can be attributed to an incident that eventually takes place (such as an increase in the loan's credit rating), interest income at subsequent reporting periods are calculated by applying the effective interest rate to the gross amount.

**TÜRKİYE SİNAİ KALKINMA BANKASI A.Ş. AND ITS SUBSIDIARIES**  
**NOTES TO THE CONSOLIDATED FINANCIAL STATEMENTS**  
**FOR THE YEAR ENDED 31 DECEMBER 2020**

(Amounts expressed in thousands of Turkish Lira (TL) unless otherwise stated.)

**SECTION THREE (Continued)**

**ACCOUNTING POLICIES (Continued)**

**VI. Explanations on interest income and expenses (continued)**

Interest income and expenses are reflected in the records with their fair values and are accounted on an accrual basis, using the effective interest method (the rate that equates the future cash flows of the financial asset or liability to its current net book value), considering the current principal amount.

**VII. Explanations on fees and commission income and expenses**

Except for fees and commissions that are integral part of the effective interest rates of financial instruments measured at amortized costs, the fees and commissions are accounted for in accordance with TFRS 15 Revenue from Contracts with Customers. Except for certain fees related with certain banking transactions and recognized when the related service is given, fees and commissions received or paid, and other fees and commissions paid to financial institutions are accounted under accrual basis of accounting throughout the service period. Income from asset purchases to a third party or by natural or legal persons contracts are recognized in the period they occur.

**VIII. Explanations on financial assets**

**Initial recognition of financial instruments**

Initial recognition of financial instruments the Bank shall recognize a financial asset or a financial liability in its statement of financial position when, and only when, the entity becomes party to the contractual provisions of the instrument. A regular way purchase or sale of financial assets shall be recognized and derecognized, as applicable, using trade date accounting or settlement date accounting. Purchase and sale transactions of securities are accounted at the settlement date.

**Initial measurement of financial instruments**

The classification of financial instruments at initial recognition depends on the contractual conditions and the relevant business model. Except for the assets in the scope of TFRS 15 Revenue from contracts with customers, at initial recognition, the Bank measures financial asset or financial liabilities at fair value plus or minus, in the case of a financial asset or financial liability not at fair value through profit/loss, transaction costs that are directly attributable to the acquisition or issue of the financial asset or financial liability.

**Classification of financial instruments**

On which category a financial instruments shall be classified at initial recognition depends on both the business model for managing the financial assets and the contractual cash flow characteristics of the financial asset.

**TÜRKİYE SİNAİ KALKINMA BANKASI A.Ş. AND ITS SUBSIDIARIES**  
**NOTES TO THE CONSOLIDATED FINANCIAL STATEMENTS**  
**FOR THE YEAR ENDED 31 DECEMBER 2020**

(Amounts expressed in thousands of Turkish Lira (TL) unless otherwise stated.)

**SECTION THREE (Continued)**

**ACCOUNTING POLICIES (Continued)**

**VIII. Explanations on financial assets (Continued)**

**Assessment of business model**

As per TFRS 9, the Parent Bank's business model is determined at a level that reflects how groups of financial assets are managed together to achieve a particular business objective. The business model does not depend on the intent of the management on an individual financial intermediary, so the condition is not a classification approach on the basis of a financial instrument but an evaluation by combining the financial assets. When the business model used for the management of financial assets is being evaluated, all evidence is taken into account. Such evidence includes the following:

- How the performance of financial assets held by the business model and business model is reported by the key executive personnel,
- Risks affecting the performance of the business model (financial assets held within the business model) and, in particular type of management,
- How the additional payments to the managers are determined (for example, whether additional payments are determined according to the fair value of the assets being managed or on the contractual cash flows collected).

Business model evaluation is not based on scenarios in which the operator is not expected to be at a reasonable level, such as the "worst case" or "pressure case" scenarios. The same business model does not require a change in the classification of other financial assets as long as the cash flows are realized differently from the expected future date when the business model is assessed, the error correction is made in the financial statements or all relevant information available at the time of the valuation of the business model is taken into account. However, when evaluating the business model for newly created or newly acquired financial assets, information about how past cash flows have been taken into account along with other relevant information is also taken into account. The business models that comprise the bet are composed of three categories. These categories are as follows:

- Business model aimed to hold assets in order to collect contractual cash flows: This is a model whose objective is to hold assets in order to collect contractual cash flows are managed to realise cash flows by collecting contractual payments over the life of the instrument. The financial assets that are held within the scope of this business model are measured at amortized cost when the contractual terms of the financial asset meet the condition of giving rise on specified dates to cash flows that are solely payments of principal and interest on the principal amount outstanding.
- Business model whose objective is to hold assets in order to collect contractual cash flows: The Parent Bank may hold financial assets in this business model whose objective is achieved by both collecting contractual cash flows and selling financial assets.

Fair value change of the financial assets that are held within the scope of this business model are accounted under other comprehensive income when the contractual terms of the financial asset meet the condition of giving rise on specified dates to cash flows that are solely payments of principal and interest on the principal amount outstanding.

- Other Business Model: Financial assets are measured at fair value through profit or loss if they are not held within a business model whose objective is to hold assets to collect contractual cash flows or within a business model whose objective is achieved by both collecting contractual cash flows and selling financial assets.

**TÜRKİYE SİNAİ KALKINMA BANKASI A.Ş. AND ITS SUBSIDIARIES**  
**NOTES TO THE CONSOLIDATED FINANCIAL STATEMENTS**  
**FOR THE YEAR ENDED 31 DECEMBER 2020**

(Amounts expressed in thousands of Turkish Lira (TL) unless otherwise stated.)

**SECTION THREE (Continued)**

**ACCOUNTING POLICIES (Continued)**

**VIII. Explanations on financial assets (Continued)**

**The contractual cash flows including solely principle and interest on principle**

As per TFRS 9, the Parent Bank classifies a financial asset on the basis of its contractual cash flow characteristics if the financial asset is held within a business model whose objective is to hold assets to collect contractual cash flows or within a business model whose objective is achieved by both collecting contractual cash flows and selling financial assets. In order to assess whether the element provides consideration for only the passage of time, an entity applies judgement and considers relevant factors such as the currency in which the financial asset is denominated and the period for which the interest rate is set. When the contractual conditions are exposed to the risks which are not consistent with the basic lending arrangement or variability of cash flows, the relevant financial asset is measured at fair value through profit or loss.

**Measurement categories of financial assets and liabilities**

Financial assets are classified compliance with TFRS 9 in three main categories as listed below:

- Financial assets measured at fair value through profit/loss
- Financial assets measured at fair value through other comprehensive income and
- Financial assets measured at amortized cost

**a. Financial assets at the fair value through profit or loss:**

Financial assets at fair value through profit/loss are financial assets other than the ones that are managed with business model that aimed to hold to collect contractual cash flows or business model that aims to collect both the contractual cash flows and cash flows arising from the sale of the assets; and in case of the contractual terms of the financial asset do not lead to cash flows representing solely payments of principal and interest at certain date; that are either acquired for generating a profit from shortterm fluctuations in prices or are financial assets included in a portfolio aiming to short-term profit making.

The Parent Bank classifies certain loans and securities issued at their origination dates, as financial assets/liabilities at fair value through profit/ loss, irrevocably in order to eliminate any accounting mismatch in compliance with TFRS 9.

Financial assets at the fair value through profit or loss are initially recognized at fair value and measured at their fair value after recognition. All gains and losses arising from these valuations are reflected in the income statement.

According to uniform chart of accounts explanations interest income earned on financial asset and the difference between their acquisition costs and amortized costs are recorded as “interest income” in the statement of profit or loss. The differences between the amortized costs and the fair values of such assets are recorded under “trading account income/losses” in the statement of profit or loss. In cases where such assets are sold before their maturities, the gains/losses on such sales are recorded under “trading account income/losses”.



**TÜRKİYE SİNAİ KALKINMA BANKASI A.Ş. AND ITS SUBSIDIARIES**  
**NOTES TO THE CONSOLIDATED FINANCIAL STATEMENTS**  
**FOR THE YEAR ENDED 31 DECEMBER 2020**

(Amounts expressed in thousands of Turkish Lira (TL) unless otherwise stated.)

**SECTION THREE (Continued)**

**ACCOUNTING POLICIES (Continued)**

**VIII. Explanations on financial assets (Continued)**

**Measurement categories of financial assets and liabilities (continued)**

**a. Financial assets at the fair value through profit or loss (continued)**

Syndicated loans extended to Ojer Telekomünikasyon A.Ş. (OTAŞ) in the previous periods were restructured. Within this scope, in order to form the collateral of these loans, taking over process of 192.500.000.000 A Group shares which constitute 55% of Turk Telekom's issued capital, pledged in favor of the creditors, were completed on 21 December 2018, by LYY Telekomünikasyon A.Ş. (formerly known as Levent Yapılandırma Yonetimi A.Ş.) which was established as a privately-owned company and all creditors are direct or indirect shareholders. The Bank has a share of 1,617% in LYY Telekomünikasyon A.Ş., which is the share of OTAŞ receivables.

Later, at the Ordinary General Assembly Meeting of LYY Telekomünikasyon A.Ş. held on 23 September, 2019, it was decided to convert some of the loan to capital and add it to the capital of LYY Telekomünikasyon A.Ş. The nominal value of shares increased from TL 0,8 to TL 64.403. This amount is presented under "Property and Equipment Held for Sale and Related to Discontinued Operations" in the financial statements. As of 31 December 2020, the portion which is followed accounted under credit loan is TL 263.097 and classified under "Other Financial Assets" under "Financial Assets at Fair Value through Profit or Loss" in the financial statements". The total fair value decrease recognized for loans and equity amounted to TL 136.330 and the total amount is classified under "Financial Assets at Fair Value Through Profit and Loss".

Total assets amounting to TL 327.499 are measured at fair value under TFRS 9 Financial Instruments Standard and TFRS 5 Assets Held for Sale and Discontinued Operations. The determination of this value is based on the results of an independent appraisal firm. In the valuation study, fair value is determined by considering the average of different methods (discounted cash flows, similar market multipliers, similar transaction multipliers in the same sector, market value and analyst reports).

The main objective of the lending banks is to transfer Türk Telekom shares to an expert investor by providing the necessary conditions as quickly as possible. 55% of LYY Telekomünikasyon A.Ş. was authorized as an international investment bank sales consultant on 19 September 2019 for the sale of its shares. In this context, necessary studies related to sales and negotiations with potential investors started.

**b. Financial Assets at Fair Value Through Other Comprehensive Income:**

In addition to Financial assets within a business model that aims to hold to collect contractual cash flows and aims to hold to sell, financial asset with contractual terms that lead to cash flows are solely payments of principal and interest at certain dates, they are classified as fair value through other comprehensive income.

Financial assets at fair value through other comprehensive income are recognized by adding transaction cost to acquisition cost reflecting the fair value of the financial asset. After the recognition, financial assets at fair value through other comprehensive income are measured at fair value. Interest income calculated with effective interest rate method arising from financial assets at fair value through other comprehensive income and dividend income from equity securities are recorded to income statement.

**TÜRKİYE SİNAİ KALKINMA BANKASI A.Ş. AND ITS SUBSIDIARIES**  
**NOTES TO THE CONSOLIDATED FINANCIAL STATEMENTS**  
**FOR THE YEAR ENDED 31 DECEMBER 2020**

(Amounts expressed in thousands of Turkish Lira (TL) unless otherwise stated.)

**SECTION THREE (Continued)**

**ACCOUNTING POLICIES (Continued)**

**VIII. Explanations on financial assets (Continued)**

**Measurement categories of financial assets and liabilities (continued)**

**b. Financial Assets at Fair Value Through Other Comprehensive Income (continued):**

“Unrealized gains and losses” arising from the difference between the amortized cost and the fair value of financial assets at fair value through other comprehensive income are not reflected in the income statement of the period until the acquisition of the asset, sale of the asset, the disposal of the asset, and impairment of the asset and they are accounted under the “Accumulated Other Comprehensive Income or Loss Reclassified Through Profit or Loss” under shareholders’ equity. Equity securities, which are classified as financial assets at fair value through other comprehensive income, that have a quoted market price in an active market and whose fair values can be reliably measured are carried at fair value. Equity securities that do not have a quoted market price in an active market and whose fair values cannot be reliably measured are carried at cost, less provision for impairment.

During initial recognition an entity can choose in a irrevocable was to record the changes of the fair value of the investment in an equity instrument that is not held for trading purposes in the other comprehensive income. In the case of this preference, the dividend from the investment is taken into the financial statements as profit or loss.

**c. Financial Assets Measured at Amortized Cost:**

Financial assets that are held for collection of contractual cash flows where those cash flows represent solely payments of principal and interest are classified as financial assets measured at amortized cost. Financial assets measured at amortized cost are initially recognized at acquisition cost including the transaction costs which reflect the fair value of those instruments and subsequently recognized at amortized cost by using effective interest rate method. Interest income obtained from financial assets measured at amortized cost is accounted in income statement.

In the “Fair value through other comprehensive income” and “measured at amortized cost” securities portfolio of the Parent Bank, there are Consumer Price Indexed (CPI) Bonds.

**TÜRKİYE SİNAİ KALKINMA BANKASI A.Ş. AND ITS SUBSIDIARIES**  
**NOTES TO THE CONSOLIDATED FINANCIAL STATEMENTS**  
**FOR THE YEAR ENDED 31 DECEMBER 2020**

(Amounts expressed in thousands of Turkish Lira (TL) unless otherwise stated.)

**SECTION THREE (Continued)**

**ACCOUNTING POLICIES (Continued)**

**VIII. Explanations on financial assets (Continued)**

**c. Financial Assets Measured at Amortized Cost (continued) :**

The Parent Bank considered expected inflation index of future cash flows prevailing at the reporting date while calculating internal rate of return of the Consumer Price Indexed (CPI) marketable securities. The effect of this application is accounted as interest received from marketable securities in the consolidated financial statements. These securities are valued and accounted according to the effective interest method based on the real coupon rates and the reference inflation index at the issue date and the estimated inflation rate. As stated in the Investor's Guide of CPI Government Bonds by Republic of Turkey Undersecretariat of Treasury the reference indices used to calculate the actual coupon payment amounts of these securities are based on the previous two months CPI's. The Parent Bank determines the estimated inflation rate accordingly. The inflation rate is estimated by considering the expectancies of the Central Bank and the Bank which are updated as needed within the year.

**d. Loans**

Loans are financial assets that have fixed or determinable payments terms and are not quoted in an active market. Loans are initially recognized at acquisition cost plus transaction costs presenting their fair value and thereafter measured at amortized cost using the "Effective Interest Rate (internal rate of return) Method". Duties paid, transaction costs and other similar expenses on assets received against such risks are considered as a part of transaction cost and charged to customers. Turkish Lira ("TL") cash loans are composed of foreign currency indexed loans and working capital loans; foreign currency ("FC") cash loans are composed of investment loans, export financing loans and working capital loans.

All loans of the Parent Bank has classified under Measured at Amortized Cost, after loan portfolio passed the test of ". All cash flows from contracts are made only by interest and principal" during the transition period.

Foreign currency indexed loans are converted into TL from the foreign currency rate as of the opening date and followed in TL accounts. Repayments are measured with the foreign currency rate at the payment date, the foreign currency gains and losses are reflected to the income statement.

**IX. Explanations on impairment of financial assets**

As of 1 January 2018, loss allowance for expected credit losses is recognised on financial assets and loans measured at amortized cost, financial assests measured at fair value through other comprehensive income, loan commitments and financial guarantee contracts not measured at fair value through profit or loss based on TFRS 9 and regulation published in the Official Gazette no. 29750 dated 22 June 2016 in connection with "Procedures and Principals regarding Classification of Loans and Allowances Allocated for Such Loans". TFRS 9 impairment requirements are not eligible for equity instruments.

At each reporting date, it shall be assessed whether the credit risk on a financial instrument has increased significantly since initial recognition. When making the assessment, it shall be used the change in the risk of a default occuring for the financial instrument.

**TÜRKİYE SİNAİ KALKINMA BANKASI A.Ş. AND ITS SUBSIDIARIES**  
**NOTES TO THE CONSOLIDATED FINANCIAL STATEMENTS**  
**FOR THE YEAR ENDED 31 DECEMBER 2020**

(Amounts expressed in thousands of Turkish Lira (TL) unless otherwise stated.)

**SECTION THREE (Continued)**

**ACCOUNTING POLICIES (Continued)**

**IX. Explanations on impairment of financial assets (continued)**

**Calculation of expected credit losses**

The expected credit loss estimates are required to be unbiased, probability-weighted and include supportable information about past events, current conditions, and forecasts of future economic conditions.

Risk parameters used in TFRS 9 calculations are included in the future macroeconomic information. While macroeconomic information is included, macroeconomic forecasting models and multiple scenarios used in the Internal Capital Assessment Process ("ICAAP") are considered.

Within the scope of TFRS 9, the probability of default (PD), Loss given default (LGD) and Exposure at default (EAD) models have been developed. The models developed under TFRS 9 are based on the following segmentation elements:

- Loan portfolio (corporate /specilization)
- Product type
- Credit risk rating notes (ratings)
- Collateral type
- Duration since origination of a loan
- Remaining time to maturity
- Exposure at default

Probability of Default (PD): PD refers to the likelihood that a loan will default within a specified time horizon given certain characteristics. Based on TFRS 9, two different PDs are used in order to calculate expected credit losses:

- 12-month PD: as the estimated probability of default occurring within the next 12 months following the balance sheet date.
- Lifetime PD: as the estimated probability of default occurring over the remaining life of the financial instrument.

The Bank uses internal rating systems for loan portfolio. The internal rating models used include customer financial information and knowledge of survey responses based on expert judgement. Probability of default calculation has been carried out based on past information, current conditions and forward looking macroeconomic parameters.

Loss Given Default (LGD): If a loan default occurs, it represents the economic loss incurred on the loan. It is expressed as a percentage.

Exposure at Default (EAD): For cash loans, it corresponds to the amount of loan granted as of the reporting date. For non-cash loans and commitments, it is the value calculated through using credit conversion factors. Credit conversion factor corresponds to the factor which adjusts the potential increase of the exposure between the current date and the default date.

Financial assets are divided into three categories depending on the increase in credit risk observed since their initial recognition:

**Stage 1:**

For the financial assets at initial recognition or that do not have a significant increase in credit risk since initial recognition. Impairment for credit risk is recorded in the amount of 12-month expected credit losses. 12-month expected credit loss is calculated based on a probability of default realized within 12 months after the reporting date. Such expected 12-month probability of default is applied on an expected exposure at default, multiplied with loss given default rate and discounted with the original effective interest rate.

These expected 12-month default probabilities are applied to an estimated default and are reduced by the original effective interest rate of the loan, multiplied by the loss in the expected default.

**TÜRKİYE SİNAİ KALKINMA BANKASI A.Ş. AND ITS SUBSIDIARIES**  
**NOTES TO THE CONSOLIDATED FINANCIAL STATEMENTS**  
**FOR THE YEAR ENDED 31 DECEMBER 2020**

(Amounts expressed in thousands of Turkish Lira (TL) unless otherwise stated.)

**SECTION THREE (Continued)**

**ACCOUNTING POLICIES (Continued)**

**IX. Explanations on impairment of financial assets (continued)**

**Calculation of expected credit losses (Continued)**

**Stage 2:**

In the event of a significant increase in credit risk since initial recognition, the financial asset is transferred to Stage 2. Impairment for credit risk is determined on the basis of the instrument's lifetime expected credit losses. Calculation of expected credit losses is similar to descriptions above, but probability of default and loss given default rates are estimated through the life of the instrument.

The classification method is applied according to the decision of the BRSA dated 27 March 2020 and numbered 8970 and the decision dated 8 December 2020 and numbered 9312. The bank does not have any loans in this scope.

**Stage 3:**

Stage 3 includes financial assets that have objective evidence of impairment at the reporting date. For these assets, lifetime expected credit losses are recognized and interest revenue is calculated on the net carrying amount. The probability of default is taken into account as 100%.

The default assessment of the Bank is made according to the following conditions:

1. Objective Default Definition: It means debt having past due more than 90 days. Current definition of default in the Bank and its consolidated financial subsidiaries is based on a more than 90 days past due definition.

2. Subjective Default Definition: It means a debt is considered is unlikely to be paid. Whenever an obligor is considered is unlikely to pay its credit obligations, it should be considered as defaulted regardless of the existence of any past-due amount or of the number of days past due.

The classification method is applied according to the decision of the BRSA dated 17 March 2020 and numbered 8948 and the decision dated 8 December 2020 and numbered 9312. The bank does not have any loans in this scope.

**Debt instruments measured at fair value through other comprehensive income**

According to TFRS 9 the impairment requirements are applied for the recognition and measurement of a loss allowance for financial assets that are measured at fair value through other comprehensive income. However, the loss allowance shall be recognised in other comprehensive income and shall not reduce the carrying amount of the financial asset in the statement of financial position. The expected credit loss is reflected in other comprehensive income and the accumulated amount is recycled to statement of profit/loss following the derecognition of related financial asset.

**Significant increase in credit risk**

As of the reporting date, if the credit risk on a financial instrument has not increased significantly since initial recognition, the loss allowance for that financial instrument is measured at an amount equal to 12-month expected credit losses. However, if there is a significant increase in credit risk of a financial instrument since initial recognition, the Bank measures loss allowance regarding such instrument at an amount equal to lifetime expected credit losses.

The Parent Bank makes qualitative and quantitative assessments regarding assessment of significant increase in credit risk of financial assets to be classified as stage 2 (Significant Increase in Credit Risk). Credit risk is based on a comparison of the probability of default calculated at the origination of the loan and the probability of default assigned for the same loan as of the reporting date.

If there is a significant deterioration in PD, it is considered that there is a significant increase in credit risk and the financial asset is classified as stage 2. In this context, the Bank has calculated thresholds at which point the relative change is a significant deterioration.

**TÜRKİYE SİNAİ KALKINMA BANKASI A.Ş. AND ITS SUBSIDIARIES**  
**NOTES TO THE CONSOLIDATED FINANCIAL STATEMENTS**  
**FOR THE YEAR ENDED 31 DECEMBER 2020**

(Amounts expressed in thousands of Turkish Lira (TL) unless otherwise stated.)

**SECTION THREE (Continued)**

**ACCOUNTING POLICIES (Continued)**

**IX. Explanations on impairment of financial assets (continued)**

**Significant increase in credit risk (continued)**

When determining the significant increase in the parent bank credit risk, The Parent Bank also assessed the absolute change in the PD date on the transaction date and on the reporting date. If the absolute change in the PD ratio is above the threshold values, the related financial asset is classified as stage 2.

The Bank classifies the financial asset as Stage 2 (Significant Increase in Credit Risk) where any of the following conditions are satisfied as a result of a qualitative assessment:

- Loans overdue more than 30 days as of the reporting date
- Loans classified as watchlist
- When there is a change in the payment plan due to restructuring

- Based on the decision of BRSA dated 17 March 2020 and numbered 8948, 90 days delay for the classification of non-performing loans in the scope of the forth and fifth articles of Procedures and Principals regarding Classification of Loans and Allowances Allocated for Such Loans can be applied for 180 days until 31 December 2020 for loans that classified in stage 1 and stage 2 within the board of decision as of 17 March 2020 due to disruptions in economic and commercial activities resulting from the COVID-19. Afterwards, with the decision of the Board dated 8 December 2020 and numbered 9312, the implementation period of this regulation was extended until 30 June 2021. In this context;

- Temporarily, the receivables cannot be collect up to 180 days can be classified in Stage 2.

- For the customers who do not want to be delayed in overdue installments, the practice of being able to postpone installments within the scope of these periods has been started without breaking the existing restructuring contracts.

- In the process of completing the “Garam banks protocols”, it was formed as a result of extending the time to be given to time-consuming operations with a mutual agreement. Ultimately, it was concluded that the expected credit losses to be calculated for such receivables will continue according to their own risk models used by banks in accordance with TFRS 9.

- In the decision of the BRSA dated 27 March 2020 and numbered 8970, it was decided to apply the 30-day delay period for the classification of loans in the stage 2 can used 90 days until 31 December 2020 due to the COVID-19 outbreak, and continue to calculate Expected credit losses in accordance with TFRS 9. With the decision of the Board dated 8 December 2020 and numbered 9312, the implementation period of this regulation was extended until 30 June 2021. As of 31 December 2020 the bank does not have any loans in this scope.

In the future expectations, 3 scenarios are used to be as base, bad and good. Final provisions are calculated by weighing on the possibilities given to the scenarios. Within the scope of the ECL effects of Covid-19, the weight of the base scenario was decreased of 3 scenarios, and weights of the bad and very bad scenarios was increased. Also for possible effects the Bank has established additional provisions for the sector and customers, which are considered to have a high impact on the expected credit loss calculations by making individual assessment for the risks that cannot be captured through the models.

This approach, which is preferred in expected credit losses calculations will be revised in the following reporting periods, taking into account the impact of the pandemic, portfolio and future expectations.



**TÜRKİYE SİNAİ KALKINMA BANKASI A.Ş. AND ITS SUBSIDIARIES**  
**NOTES TO THE CONSOLIDATED FINANCIAL STATEMENTS**  
**FOR THE YEAR ENDED 31 DECEMBER 2020**

(Amounts expressed in thousands of Turkish Lira (TL) unless otherwise stated.)

**SECTION THREE (Continued)**

**ACCOUNTING POLICIES (Continued)**

**X. Explanations on offsetting, derecognition and restructuring of financial instruments**

**a. Offsetting of financial instruments**

Financial assets and liabilities are offset when the Parent Bank has a legally enforceable right to set off, and when the Parent Bank has the intention of collecting or paying the net amount of related assets and liabilities or when the Parent Bank has the right to offset the assets and liabilities simultaneously. Otherwise, there is not any offsetting transaction about financial assets and liabilities.

**b. Derecognition of financial instruments**

**Derecognition of financial assets due to change in contractual terms**

Based on TFRS 9, the renegotiation or modification of the contractual cash flows of a financial asset can lead to the derecognition of the existing financial asset. When the modification of a financial asset results in the derecognition of the existing financial asset and the subsequent recognition of the modified financial asset, the modified asset is considered a ‘new’ financial asset. When the Parent Bank assesses the characteristics of the new contractual terms of the financial asset, it evaluates the contractual cash flows including foreign currency rate changes, conversion to equity, counterparty changes and solely principal and interest on principle. When the contractual cash flows of a financial asset are renegotiated or otherwise modified and the renegotiation or modification does not result in the derecognition of that financial asset, it is recalculated the gross carrying amount of the financial asset and recognized a modification gain or loss in profit or loss.

Where all risks and rewards of ownership of the asset have not been transferred to another party and the Bank retains control of the asset, the Bank continues to recognize the remaining portion of the asset and liabilities arising from such asset. When the Parent Bank retains substantially all the risks and rewards of ownership of the transferred asset, the transferred asset continues to be recognized in its entirety and the consideration received is recognized as a liability.

**TÜRKİYE SİNAİ KALKINMA BANKASI A.Ş. AND ITS SUBSIDIARIES**  
**NOTES TO THE CONSOLIDATED FINANCIAL STATEMENTS**  
**FOR THE YEAR ENDED 31 DECEMBER 2020**

(Amounts expressed in thousands of Turkish Lira (TL) unless otherwise stated.)

**SECTION THREE (Continued)**

**ACCOUNTING POLICIES (Continued)**

**X. Explanations on offsetting, derecognition and restructuring of financial instruments (continued)**

**Derecognition of financial assets without any change in contractual terms**

The asset is derecognized if the contractual rights to cash flows from the financial asset are expired or the related financial asset and all risks and rewards of ownership of the asset are transferred to another party. Except for equity instruments measured at fair value through other comprehensive income, the total amount consisting of the gain or loss arising from the difference between the book value and the amount obtained and any accumulated gain directly accounted in equity shall be recognized in profit/loss.

**Derecognition of financial liabilities**

It shall be removed a financial liability (or a part of a financial liability) from the statement of financial position when, and only when, it is extinguished when the obligation specified in the contract is discharged or cancelled or expires.

**c. Reclassification of financial instruments**

Based on TFRS 9, the Bank shall reclassify all affected financial assets at amortised cost to financial assets measured at fair value through other comprehensive income and fair value through profit or loss in the subsequent accounting when, and only when, it changes its business model for managing financial assets.

The Bank has fulfilled the requirements of reclassification during transition to TFRS 9 and such reclassification details are presented in Section 3, Note VIII.

**d. Restructuring and refinancing of financial instruments**

The Parent Bank may change the original contractual terms of a loan (maturity, repayment structure, guarantees and sureties) which were previously signed, in case the loan cannot be repaid or if a potential payment difficulty is encountered based on the new financing power and structure of the borrower.

Restructuring is to change the financial terms of existing loans in order to facilitate the payment of debt. Refinancing is granting a new loan by the Parent Bank which will cover either the principal or the interest payment in whole or in part of one or a few existing loans due to the anticipated financial difficulty which the customer or group encounter currently or will encounter in the future. Changes in the original terms of a credit risk can be made in the current contract or through a new contract.

Restruered Loans can be classified in standart loans unless the firm has difficulty in payment. Companies which have been restructured and refinanced can be removed from the watchlist in accordance with the legislation when the following conditions are met:

- Subsequent to the through review of company's financial data and its owners' equity position, at circumstances when it is not anticipated that the owner of the company will face financial difficulties; and it is assessed that the restructured debt will be paid on time (starting from the date when the debt is restructured all due principal and interest payments are made on time).
- At least 2 years should pass over the date of restructuring (or if it is later), the date of removal from non-performing loan category, at least 10% (or the ratio specified in the legislation) of the total principal amount at the time restructuring /refinancing shall be paid and no overdue amount (principal and interest) shall remain at the date of restructuring / refinancing.

**TÜRKİYE SİNAİ KALKINMA BANKASI A.Ş. AND ITS SUBSIDIARIES**  
**NOTES TO THE CONSOLIDATED FINANCIAL STATEMENTS**  
**FOR THE YEAR ENDED 31 DECEMBER 2020**

(Amounts expressed in thousands of Turkish Lira (TL) unless otherwise stated.)

**SECTION THREE (Continued)**

**ACCOUNTING POLICIES (Continued)**

**X. Explanations on offsetting, derecognition and restructuring of financial instruments (continued)**

In order for the restructured non-performing loans to be classified to the watchlist category, the following conditions must be met in accordance with the relevant legislation:

- Recovery in debt service.
- At least one year should pass over the date of restructuring
- Payment of all accrued and overdue amounts by debtor (interest and principal) since the date of restructuring /refinancing or the date when the debtor is classified as nonperforming (earlier date to be considered) and fulfillment of the payment condition of all overdue amounts as of the date of restructuring /refinancing
- Collection of all overdue amounts, disappearance of the reasons for classification as nonperforming receivable (based on the conditions mentioned above) and having no overdue more than 30 days as of the date of reclassification

During the follow-up period of at least two years following the date of restructuring / refinancing, if there is a new restructuring / refinancing or a delay of more than 30 days, the transactions which were non-performing at the beginning of the follow-up period are classified as non-performing loans again.

**XI. Explanations on sales and repurchase agreements and lending of securities**

Funds provided under repurchase agreements are accounted under “Funds Provided under Repurchase Agreements-TL” and “Funds Provided under Repurchase Agreements-FC” accounts.

The repurchase agreements of the Group are based on the Eurobonds and government bonds issued by Republic of Turkey Undersecretariat of Treasury. Marketable securities subject to repurchase agreements are classified under assets at fair value through profit or loss, assets at fair value through other comprehensive income or assets at measured at amortized costs with parallel to classifications of financial instruments.

The income and expenses from these transactions are reflected to the interest income and interest expense accounts in the income statement. Receivables from reverse repurchase agreements are recorded in “Receivables from Reverse Repurchase Agreements” account in the balance sheet.

**XII. Explanations on assets held for sale and discontinued operations**

Assets held for sale are measured at the lower of the assets’ carrying amount and fair value less costs to sell. This assets are not amortized and presented separately in the financial statements. In order to classify a tangible fixed asset as held for sale, the asset (or the disposal group) should be available for an immediate sale in its present condition subject to the terms of any regular sales of such asset (or such disposal groups) and the sale should be highly probable. For a highly probable sale, the appropriate level of management must be committed to a plan to sell the asset (or the disposal groups) , and an active programme to complete should be initiated to locate a customer. Also the asset (or the disposal group) should have an active market sale value, which is a reasonable value in relation to its current fair value. Also, the sale is expected to be accounted as a completed sale beginning from one year after the classification date; and the essential procedures to complete the plan should indicate the possibility of making significant changes on the plan or lower probability of cancelling. Events or circumstances may extend the completion of the sale more than one year.

**TÜRKİYE SİNAİ KALKINMA BANKASI A.Ş. AND ITS SUBSIDIARIES**  
**NOTES TO THE CONSOLIDATED FINANCIAL STATEMENTS**  
**FOR THE YEAR ENDED 31 DECEMBER 2020**

(Amounts expressed in thousands of Turkish Lira (TL) unless otherwise stated.)

**SECTION THREE (Continued)**

**ACCOUNTING POLICIES (Continued)**

**XII. Explanations on assets held for sale and discontinued operations (continued)**

Such assets are still classified as held for sale if there is sufficient evidence that the delay in the sale process is due to the events and circumstances occurred beyond the control of the entity or the entry remains committed to its plan to sell the asset (or disposal group). As of 31 December 2020, there are assets held for sale and discontinued operations amounting to TL 64.403 and explained in Section V, Note I.16. A discontinued operation is a component of a bank that either has been disposed of, or is classified as held for sale. Gains or losses relating to discontinued operations are presented separately in the income statement.

**XIII. Explanations on goodwill and other intangible assets**

Goodwill arising on the acquisition of a subsidiary or a jointly controlled entity represents the excess of the cost of acquisition over the subsidiary or jointly controlled interest in the net fair value of the identifiable assets, liabilities and contingent liabilities of the subsidiary or jointly controlled entity recognized at the date of acquisition. Goodwill is initially recognized as an asset at cost and is subsequently measured at cost less any accumulated impairment losses. For the purpose of impairment testing, goodwill is allocated to each of the cash-generating units expected to benefit from the synergies of the combination. Cash-generating units to which goodwill has been allocated are tested for impairment annually, or more frequently when there is an indication that the unit may be impaired.

If the recoverable amount of the cash-generating unit is less than the carrying amount of the unit, the impairment loss is allocated first to reduce the carrying amount of any goodwill allocated to the unit and then to the other assets of the unit pro-rata on the basis of the carrying amount of each asset in the unit. An impairment loss recognized for goodwill is not reversed in a subsequent period. On disposal of a subsidiary or a jointly controlled entity, the attributable amount of goodwill is included in the determination of the profit or loss on disposal. Intangible assets that are acquired prior to 1 January 2005 are carried at restated historical cost as of 31 December 2004; and those acquired subsequently are carried at cost less accumulated amortization, and any impairment. Intangible assets are depreciated on a straight line basis over their expected useful lives. Depreciation method and period are reviewed periodically at the end of each year. Intangible assets are mainly composed of rights and they are depreciated principally on a straight-line basis between 1-15 years.

**XIV. Explanations on tangible assets**

Tangible assets rather than real estate, purchased before 1 January 2005, are accounted for at their restated costs as of 31 December 2004 and the assets purchased in the following periods are accounted for at acquisition cost less accumulated depreciation and reserve for impairment. Gain or loss resulting from disposals of the tangible assets is reflected to the income statement as the difference between the net proceeds and net book value.

As of the third quarter of 2015, the Group changed its accounting policy and adopted revaluation method on annual basis under scope of Standard on Tangible Fixed Assets (TAS 16) with respect to valuation of immovable included in its building and lands. The amortization periods of real estates are specified in the appraisal's report. In case of the cost of tangible assets over the net realizable value estimated under the "Turkish accounting standards for impairment of assets" (TAS 36), the value of the asset is reduced to its "net realizable value" and are reserved impairment provision associated with expense accounts.

**TÜRKİYE SİNAİ KALKINMA BANKASI A.Ş. AND ITS SUBSIDIARIES**  
**NOTES TO THE CONSOLIDATED FINANCIAL STATEMENTS**  
**FOR THE YEAR ENDED 31 DECEMBER 2020**

(Amounts expressed in thousands of Turkish Lira (TL) unless otherwise stated.)

**SECTION THREE (Continued)**

**ACCOUNTING POLICIES (Continued)**

**XIV. Explanations on tangible assets (continued)**

The positive difference between appraisement value and net book value of the property is accounted under shareholder' equity. Related valuation models such as cost model, market value and discounted cash flow projections approaches are used in valuation of real estates. There is no pledge, mortgage or any other lien on tangible assets. Tangible assets are depreciated with straight-line method and their useful lives are determined in accordance with the Turkish Accounting Standards.

<b>Tangible Assets</b>	<b>Expected Useful Lives (Years)</b>	<b>Depreciation Rate (%)</b>
Cashvault	4-50	2-25
Vehicles	5	20
Buildings	50	2
Other Tangible Assets	1-50	2-100

***Investment Properties***

Investment properties are real estate held to earn rent income, gain in value or both. An investment property is recognized as an asset if it is probable that future economic benefits related to the property will be available to operate and the cost of the investment property can be reliably measured. The fair value model has been chosen for valuation of investment properties. Gains or losses arising from changes in the fair value of investment properties are included in profit or loss in the period in which they arise.

**XV. Explanations on leasing transactions**

**TFRS 16 Leases**

TFRS 16 Leasing standard abolishes the dual accounting model currently applied for lessees through recognizing finance leases in the balance sheet whereas not recognizing operational lease. Instead, it is set forth a single model similar to the accounting of financial leases (on balance sheet). For lessors, the accounting stays almost the same. The Bank has started to apply "TFRS 16 Leases" Standard starting from 1 January 2019. The Bank has applied TFRS 16 with a simplified retrospective approach. The new accounting policies of the Bank regarding to application TFRS 16 are stated below.

***Right-of-use assets***

The Bank recognises right-of-use assets at the commencement date of the lease (i.e., the date the underlying asset is available for use). Right-of-use assets are measured at cost, less any accumulated depreciation and impairment losses, and adjusted for any remeasurement of lease liabilities. The cost of right-of-use assets includes

- (a) the amount of lease liabilities recognised,
- (b) initial direct costs incurred,
- (c) lease payments made at or before the commencement date less any lease incentives received.

**TÜRKİYE SİNAİ KALKINMA BANKASI A.Ş. AND ITS SUBSIDIARIES**  
**NOTES TO THE CONSOLIDATED FINANCIAL STATEMENTS**  
**FOR THE YEAR ENDED 31 DECEMBER 2020**

(Amounts expressed in thousands of Turkish Lira (TL) unless otherwise stated.)

**SECTION THREE (Continued)**

**ACCOUNTING POLICIES (Continued)**

**XV. Explanations on leasing transactions (continued)**

**TFRS 16 Leases (continued)**

Unless the Bank is reasonably certain to obtain ownership of the leased asset at the end of the lease term, the recognised right-of-use assets are depreciated on a straight-line basis over the shorter of its estimated useful life and the lease term. Right-of-use assets are subject to impairment.

***Lease Liabilities***

At the commencement date of the lease, the Bank recognises lease liabilities measured at the present value of lease payments to be made over the lease term.

The lease payments include

- a) fixed payments (including in-substance fixed payments) less any lease incentives receivable,
- b) variable lease payments that depend on an index or a rate,
- c) amounts expected to be paid under residual value guarantees.
- d) the exercise price of a purchase option reasonably certain to be exercised by the Company / the Group and payments of penalties for terminating a lease,
- e) if the lease term reflects the Company / the Group exercising the option to terminate.

The variable lease payments that do not depend on an index or a rate are recognised as expense in the period on which the event or condition that triggers the payment occurs. In calculating the present value of lease payments, the Company / the Group uses the incremental borrowing rate at the lease commencement date if the interest rate implicit in the lease is not readily determinable.

After the effective date of the lease, the Bank measures the lease obligation as follows:

- a) The book value is increased to reflect the accretion of interest of lease liabilities
- b) The book value is reduced to reflect the lease payments made

In addition, the carrying amount of lease liabilities is remeasured if there is a modification, a change in the lease term, a change in the in-substance fixed lease payments or a change in the assessment to purchase the underlying asset.

***Short-term leases and leases of low-value assets***

The Parent Bank applies the short-term lease recognition exemption to its short-term leases of machinery and equipment (i.e., those leases that have a lease term of 12 months or less from the commencement date and do not contain a purchase option). It also applies the lease of low-value assets recognition exemption to leases of office equipment that are considered of low value. Lease payments on short-term leases and leases of low-value assets are recognised as expense on a straight-line basis over the lease term.

***The Group as Lessor***

Amounts due from lessees under finance leases are recorded as receivables at the amount of the Group's net investment in the leases. The lease payments are allocated as principle and interest. Finance lease income is allocated to accounting periods so as to reflect a constant periodic rate of return on the Group's net investment outstanding in respect of the leases.



**TÜRKİYE SİNAİ KALKINMA BANKASI A.Ş. AND ITS SUBSIDIARIES**  
**NOTES TO THE CONSOLIDATED FINANCIAL STATEMENTS**  
**FOR THE YEAR ENDED 31 DECEMBER 2020**

(Amounts expressed in thousands of Turkish Lira (TL) unless otherwise stated.)

**SECTION THREE (Continued)**

**ACCOUNTING POLICIES (Continued)**

**XV. Explanations on leasing transactions (continued)**

**TFRS 16 Leases (continued)**

***The Group as Lessee***

Assets held under finance leases are recognized as assets of the Group at their fair value at the inception of the lease or, if lower, at the present value of the minimum lease payments. The corresponding liability to the lessor is included in the balance sheet as a finance lease obligation. Lease payments are apportioned between finance charges and reduction of the lease obligation so as to achieve a constant rate of interest on the remaining balance of the liability. Finance charges are included in profit or loss in accordance with the Group's general policy on borrowing costs. Tangible assets acquired by financial leases are amortized based on the useful lives of the assets.

In accordance with TFRS 16, the lessee, at the effective date of the lease, measures the leasing liability on the present value of the lease payments that were not paid at that date (leasing liability) and depreciates the existence of the right of use related to the same date. The lease payments shall be discounted using the interest rate implicit in the lease, if that rate can be readily determined. If that rate cannot be readily determined, the lessee shall use their incremental borrowing rate. The interest expense on the lease liability and the depreciation expense on right of use are recorded separately.

On 5 June 2020, Public Oversight Accounting and Auditing Standards Authority ("POA") has changed to TFRS 16 "Leases" standard by publishing Privileges Granted in Lease Payments - "Amendments to TFRS 16 Leases" concerning Covid-19. With this change, tenants are exempted from whether there has been a change in the rental privileges in lease payments due to Covid-19. This change did not have a significant impact on the financial status or performance of the Parent Bank.

**XVI. Explanations on provisions and contingent liabilities**

Provisions are recognized when there is a present obligation due to a past event, it is probable that an outflow of resources embodying economic benefits will be required to settle the obligation and a reliable estimate can be made of the amount of the obligation. If aforesaid criteria did not form, the Group discloses the issues mentioned in notes to financial statements. Provisions are determined by using the Parent Bank's best expectation of expenses in fulfilling the obligation, and discounted to present value if material. Contingent assets consist of unplanned or other unexpected events that usually cause a possible inflow of economic benefits to the Group.

***Explanations on contingent assets***

Since recognition of the contingent assets in the financial statements would result in the accounting of an income, which may never be generated, the related assets are not included in the financial statements; on the other hand, if the inflow of the economic benefits of these assets to the Parent Bank is probable, an explanation is made thereon in the footnotes of the financial statements. Nevertheless, the developments related to the contingent assets are constantly evaluated and in case the inflow of the economic benefit to the Parent Bank is almost certain, the related asset and the respective income are recognized in the financial statements of the period in which the change occurred.

**TÜRKİYE SİNAİ KALKINMA BANKASI A.Ş. AND ITS SUBSIDIARIES**  
**NOTES TO THE CONSOLIDATED FINANCIAL STATEMENTS**  
**FOR THE YEAR ENDED 31 DECEMBER 2020**

(Amounts expressed in thousands of Turkish Lira (TL) unless otherwise stated.)

**SECTION THREE (Continued)**

**ACCOUNTING POLICIES (Continued)**

**XVII. Explanations on liabilities regarding employee benefits**

Severance pay according to the current laws and collective bargaining agreements in Turkey, is paid in case of retirement or dismissal. The Group calculates a provision for severance pay to allocate that employees need to be paid upon retirement or involuntarily leaving by estimating the present value of probable amount. There is no indemnity obligations related to the employees who are employed with contract of limited duration exceeding 12 month period. Actuarial gains and losses are accounted under Shareholder's Equity since 1 January 2013 in accordance with the Revised TAS 19.

Employees of the Parent Bank are members of “Türkiye Sınai Kalkınma Bankası Anonim Şirketi Memur ve Müstahdemleri Yardım ve Emekli Vakfı” and “Türkiye Sınai Kalkınma Bankası A.Ş. Mensupları Munzam Sosyal Güvenlik ve Yardımlaşma Vakfı” (“the Pension Fund”). Technical financial statements of those funds are subject to audit in accordance with the Insurance Law and provisions of “Regulations on Actuaries” issued based on the related law by an actuary registered in the Actuarial Registry.

Paragraph 1 of the provisional Article 23 of the Banking Act (“Banking Act”) No: 5411 published in the Official Gazette No: 25983 on 1 November 2005 requires the transfer of banking funds to the Social Security Institution within 3 years as of the enactment date of the Banking Act. Under the Banking Act, in order to account for obligations, actuarial calculations will be made considering the income and expenses of those funds by a commission consisting of representatives from various institutions. Such calculated obligation shall be settled in equal instalments in maximum 15 years. Nonetheless, the related Article of the Banking Law was annulled by the Constitutional Court’s decision No: E. 2005/39 and K. 2007/33 dated 22 March 2007 that were published in the Official Gazette No: 26479 on 31 March 2007 as of the release of the related decision, and the execution of this article was cancelled as of its publication of the decision and the underlying reasoning for the cancellation of the related article was published in the Official Gazette No: 26731 on 15 December 2007.

**TÜRKİYE SİNAİ KALKINMA BANKASI A.Ş. AND ITS SUBSIDIARIES**  
**NOTES TO THE CONSOLIDATED FINANCIAL STATEMENTS**  
**FOR THE YEAR ENDED 31 DECEMBER 2020**

(Amounts expressed in thousands of Turkish Lira (TL) unless otherwise stated.)

**SECTION THREE (Continued)**

**ACCOUNTING POLICIES (Continued)**

**XVII. Explanations on liabilities regarding employee benefits (continued)**

After the publication of the reasoning of the cancellation decision of the Constitutional Court, articles related with the transfer of banks pension fund participants to Social Security Institution based on Social Security Law numbered 5754 were accepted by the Grand National Assembly of Turkey on 17 April 2008 and published in the Official Gazette No: 26870 on 8 May 2008.

Present value for the liabilities of the transferees as of the transfer date would be calculated by a commission that involves representatives of Social Security Institution, Ministry of Finance, Turkish Treasury, State Planning Organization, BRSA, SDIF, banks and banks' pension fund institutions and technical interest rate, used in actuarial account, would be 9,80%. If salaries and benefits paid by the pension fund of banks and income and expenses of the pension funds in respect of the insurance branches, stated in the Law, exceeds the salaries and benefits paid under the regulations of Social Security Institution, such differences would be considered while calculating the present value for the liabilities of the transferees and the transfers are completed within 3 years beginning from 1 January 2008.

According to the provisional Article 20 of 73th article of Law No. 5754 dated 17 April 2008, has become effective on 8 May 2008 and was published in the Official Gazette No: 26870, transfer of Pension Funds to Social Security Institution in three years has been anticipated. Related resolution of the Council of Ministers related to four-year extension was published in the Official Gazette No: 28227 and Law no 5510 dated 8 March 2012. It has been resolved that the transfer process has been extended two year with Council of Ministers' Decree, has become effective on 9 April 2011 and was published in the Official Gazette No: 27900. The transfer had to be completed until 8 May 2013. Accordingly, it has been resolved that, one more year extension with Council of Minister Decree No: 2013/467, has become effective on 3 May 2013 and was published in the Official Gazette No: 28636 and transfer need to be completed until 8 May 2014. However, it has been decided to extend the time related to transfer by the decision of Council of Minister published in the Official Gazette No. 28987 dated 30 April 2014 for one more year due to not to realize the transfer process. In accordance with the Health and Safety Law which became effective on 4 April 2015 and published in the Official Gazette No: 29335 and law no 6645 and dated 23 April 2015 and together with some amendments and statutory decree, Council of Ministers authorized for the determination of transfer date to the Social Security institution and the transfer of Pension Fund was postponed to an unknown date. There is no decision taken by the Cabinet with regards to issue at the date of financial statements. Unmet social benefits and payments of the pension fund participants and other employees that receive monthly income although they are within the scope of the related settlement deeds would be met by pension funds and the institutions employ these participants after the transfer of pension funds to the Social Security Institution.

**TÜRKİYE SİNAİ KALKINMA BANKASI A.Ş. AND ITS SUBSIDIARIES**  
**NOTES TO THE CONSOLIDATED FINANCIAL STATEMENTS**  
**FOR THE YEAR ENDED 31 DECEMBER 2020**

(Amounts expressed in thousands of Turkish Lira (TL) unless otherwise stated.)

**SECTION THREE (Continued)**

**ACCOUNTING POLICIES (Continued)**

**XVII. Explanations on liabilities regarding employee benefits (continued)**

The present value of the liabilities, subject to the transfer to the Social Security Institution, of the Pension Fund as of 31 December 2020 has been calculated by an independent actuary in accordance with the actuarial assumptions in the Law and as per actuarial report dated 18 January 2021. There is no need for technical or actual deficit to book provision as of 31 December 2020. In addition, the Parent Bank's management anticipates that any liability that may come out during the transfer period and after, in the context expressed above, would be financed by the assets of the Pension Fund and would not cause any extra burden on the Parent Bank.

**XVIII. Explanations on taxation**

The income tax charge is composed of the sum of current tax charge and deferred tax benefit or charge. The current tax liability is calculated over taxable profit for the year. Taxable profit differs from profit as reported in the income statement because it excludes items of income or expense that are taxable or deductible and it further excludes items that are never taxable or deductible. 22% is used in the calculation of the corporate tax (31 December 2019: 22%). In accordance with the Temporary Article 10 added to the Corporate Tax Law, Corporate Tax applied as 22% for corporate earnings for the taxation periods of 2018, 2019 and 2020.

Deferred tax asset or liability is recognized on differences between the carrying amounts of assets and liabilities in the financial statements and the corresponding tax bases used in the computation of taxable profit, and currently enacted tax rates are used to determine deferred tax on income. Deferred tax liabilities are generally recognized for all taxable temporary differences and deferred tax assets are recognized for all deductible temporary differences to the extent that it is probable that taxable profits will be available against which those deductible temporary differences can be utilized.

Due to the completion of the temporary tax rate change on corporate tax at the rate of 22% as of 2020 with the "Law on Amendments to Certain Tax Laws and Some Other Laws" numbered 7061, for the temporary differences that are expected to occur or to be closed in 2021 and after, the Bank has used 20% tax rate while preparing the financial statements.

The Parent Bank started calculating deferred tax for the expected credit losses for stage 1 and stage 2.

Such assets and liabilities are not recognized if the temporary difference arises from goodwill or from the initial recognition of other assets and liabilities in a transaction that affects neither the taxable profit nor the accounting profit. The carrying amount of deferred tax assets is reviewed at each reporting date. Deferred tax is reduced to the extent that it is no longer probable that sufficient taxable profits will be available to allow all or part of the asset to be recovered. Deferred tax assets and liabilities are measured at the tax rates that are expected to apply in the period in which the liability is settled or the asset realized and reflected in the income statement as expense or income.

Moreover, if the deferred tax is related with items directly recorded under the equity in the same or different period, deferred tax is also associated directly with equity. Deferred tax assets and liabilities are also offset. According to the second paragraph of the Article 53 of the Banking Act No 5411 dated 19 October 2005, all specific reserves for loans and other receivables are considered as deductible expense for determining corporate tax base.

**TÜRKİYE SİNAİ KALKINMA BANKASI A.Ş. AND ITS SUBSIDIARIES**  
**NOTES TO THE CONSOLIDATED FINANCIAL STATEMENTS**  
**FOR THE YEAR ENDED 31 DECEMBER 2020**

(Amounts expressed in thousands of Turkish Lira (TL) unless otherwise stated.)

**SECTION THREE (Continued)**

**ACCOUNTING POLICIES (Continued)**

**XVIII. Explanations on taxation (continued)**

*Transfer pricing*

Transfer pricing is regulated through article 13 of Corporate Tax Law titled “Transfer Pricing Through Camouflage of Earnings”. Detailed information for the practice regarding the subject is found in the “General Communiqué Regarding Camouflage of Earnings Through Transfer Pricing”. According to the aforementioned regulations, in the case of making purchase or sales of goods or services with relevant persons/corporations at a price that is determined against “arm’s length principle”, the gain is considered to be distributed implicitly through transfer pricing and such distribution of gains is not subject to deductions in means of corporate tax.

**XIX. Additional explanations on borrowings**

The Parent Bank borrows funds from domestic and foreign institutions borrowing from money market and issues marketable securities in domestic and foreign markets when needed. The funds borrowed are recorded at their purchase costs and valued at amortized costs using the effective interest method. Some of the securities issued by the Bank and resources used with fixed interest rates are subject to fair value hedge accounting. While the credit risk and rediscounted accumulated interest on hedging liabilities are recorded in the income statement under the interest expense, the credit risk and net amount excluding accumulated interest results from hedge accounting are accounted in the income statement under the derivative financial instruments gains/losses by fair value.

**XX. Explanations on share certificates issued**

In the meeting of the General Assembly held on 26 March 2020, it has been resolved that, the Parent Bank has no capital increase.

Prior period, in the meeting of the General Assembly held on 28 March 2019, it has been resolved that, the Parent Bank has no capital increase.

**XXI. Explanations on acceptances**

Acceptances are realized simultaneously with the payment dates of the customers and they are presented as commitments in the off-balance sheet accounts.

**XXII. Explanations on government incentives**

The Parent Bank does not use government incentives.

**XXIII. Explanations on segment reporting**

In accordance with its mission, the Parent Bank mainly operates in corporate and investment banking segments. The corporate banking is serving financial solutions and banking services for its medium and large-scale corporate customers. Services given to corporate customers are; investment credits, project financing, TL and foreign exchange operating loans, letters of credit, letters of guarantees and foreign trade transaction services covering letters of guarantee with external guarantees.

**TÜRKİYE SİNAİ KALKINMA BANKASI A.Ş. AND ITS SUBSIDIARIES**  
**NOTES TO THE CONSOLIDATED FINANCIAL STATEMENTS**  
**FOR THE YEAR ENDED 31 DECEMBER 2020**

(Amounts expressed in thousands of Turkish Lira (TL) unless otherwise stated.)

**SECTION THREE (Continued)**

**ACCOUNTING POLICIES (Continued)**

**XXIII. Explanations on segment reporting (continued)**

Income from the activities of investment banking includes income from the operations of Treasury and Corporate Finance. Under the investment banking activities, portfolio management for corporate, marketable securities intermediary activities, cash flow management and all types of corporate finance services is provided.

The segmental allocation of the Group's net profit, total assets and total liabilities are shown below.

<b>Current Period</b>	<b>Corporate Banking</b>	<b>Investment Banking</b>	<b>Other</b>	<b>Total</b>
Net Interest Income	1.005.305	994.178	22.902	2.022.385
Net Fees and Commission Income	34.184	15.961	68.770	118.915
Other Income	-	40.168	173.067	213.235
Other Expense	(1.010.132)	(42.045)	(366.011)	(1.418.188)
Profit Before Tax	29.357	1.008.262	(101.272)	936.347
Tax Provision				(226.874)
<b>Net Profit</b>				<b>709.473</b>
Group's profit / loss				712.294
Minority share profit / loss				(2.821)
<b>Current Period</b>	<b>Corporate Banking</b>	<b>Investment Banking</b>	<b>Other</b>	<b>Total</b>
Segment Assets	37.634.445	11.297.445	2.847.188	51.779.078
Investment in Associates and Subsidiaries	-	-	651.842	651.842
<b>Total Assets</b>	<b>37.634.445</b>	<b>11.297.445</b>	<b>3.499.030</b>	<b>52.430.920</b>
Segment Liabilities	42.617.741	1.045.241	2.637.169	46.300.151
Shareholders' Equity	-	-	6.130.769	6.130.769
<b>Total Liabilities</b>	<b>42.617.741</b>	<b>1.045.241</b>	<b>8.767.938</b>	<b>52.430.920</b>

<b>Prior Period</b>	<b>Corporate Banking</b>	<b>Investment Banking</b>	<b>Other</b>	<b>Total</b>
Net Interest Income	658.794	1.273.043	(20.553)	1.911.284
Net Fees and Commission Income	26.162	3.596	35.345	65.103
Other Income	13.780	-	78.468	92.248
Other Expense	(475.376)	(471.177)	(188.609)	(1.135.162)
Profit Before Tax	223.360	805.462	(95.349)	933.473
Tax Provision				(197.332)
<b>Net Profit</b>				<b>736.141</b>
Group's profit / loss				730.504
Minority share profit / loss				5.637
<b>Prior Period</b>	<b>Corporate Banking</b>	<b>Investment Banking</b>	<b>Other</b>	<b>Total</b>
Segment Assets	30.810.345	8.959.572	2.009.759	41.779.676
Investment in Associates and Subsidiaries	-	-	473.335	473.335
<b>Total Assets</b>	<b>30.810.345</b>	<b>8.959.572</b>	<b>2.483.094</b>	<b>42.253.011</b>
Segment Liabilities	34.200.426	1.031.556	1.842.040	37.074.022
Shareholders' Equity	-	-	5.178.989	5.178.989
<b>Total Liabilities</b>	<b>34.200.426</b>	<b>1.031.556</b>	<b>7.021.029</b>	<b>42.253.011</b>

**TÜRKİYE SİNAİ KALKINMA BANKASI A.Ş. AND ITS SUBSIDIARIES**  
**NOTES TO THE CONSOLIDATED FINANCIAL STATEMENTS**  
**FOR THE YEAR ENDED 31 DECEMBER 2020**

(Amounts expressed in thousands of Turkish Lira (TL) unless otherwise stated.)

**SECTION FOUR**

**INFORMATION ON CONSOLIDATED FINANCIAL STRUCTURE AND RISK MANAGEMENT**

**I. Explanations related to consolidated shareholders' equity**

Total capital and capital adequacy ratio have been calculated in accordance with the “Regulation on Equity of Banks” and “Regulation on Measurement and Assessment of Capital Adequacy of Banks” and in addition to regulations of BRSA numbered 3397 dated 23 March 2020. As of 31 December 2020, the capital adequacy ratio of Bank has been calculated as 19,37% (31 December 2019: 17,39%).

Based on the announcement of BRSA as of 23 March 2020 banks are entitled to use the 2019 year-end exchange rates in calculating of the amount of subject to credit risk while calculation on amounts valued in accordance with TAS and the related specific provision except of monetary and non-monetary items in foreign currency measured in terms of the historical cost in accordance with Regulation on Measurement and Assessment of Capital Adequacy of and if the net valuation differences of the securities owned by the banks; with the decision dated 8 December 2020 and numbered 9312, the Central Bank of the last 252 business days before the calculation date enabled the use of the simple arithmetic average of the foreign exchange buying rates. In addition, based on the decision dated 23 March 2020, before 23 March 2020 in the portfolio of “Fair value through other comprehensive income” are negative, these negative differences may not be taken into account of calculation in accordance with the Regulation on Banks' Equity and used for capital adequacy ratio due to the fluctuations in the financial markets as a result of the COVID-19 epidemic.

Since the sum of the valuation differences of the securities included in the portfolio of "Securities with Fair Value Differences Reflected in Other Comprehensive Income" is positive, the Bank did not use the regulation of the BRSA in this period.

In addition, according to BRSA 16 April 2020 judgment it was decided to apply 0% risk weight in the calculation of amount subject to credit risk of the banks receivables from Central Management of Republic of Turkey and issued in FX in accordance with Standard Approach within the scope of Regulation on Measurement and Evaluation of Banks' Capital Adequacy.



**TÜRKİYE SİNAİ KALKINMA BANKASI A.Ş. AND ITS SUBSIDIARIES**  
**NOTES TO THE CONSOLIDATED FINANCIAL STATEMENTS**  
**FOR THE YEAR ENDED 31 DECEMBER 2020**

(Amounts expressed in thousands of Turkish Lira (TL) unless otherwise stated.)

**SECTION FOUR (Continued)**

**INFORMATION ON CONSOLIDATED FINANCIAL STRUCTURE AND RISK MANAGEMENT**  
**(Continued)**

**I. Explanations related to consolidated shareholders' equity (continued)**

	<b>Consolidated</b>	<b>Consolidated</b>
	<b>Current</b>	<b>Prior</b>
<b>CORE EQUITY TIER 1 CAPITAL</b>	<b>Period</b>	<b>Period</b>
Paid-in capital to be entitled for compensation after all creditors	2.800.374	2.800.374
Share premiums	776	530
Reserves	1.947.077	1.226.589
Other comprehensive income according to TAS	706.649	479.966
Profit	712.819	704.226
Current Period Profit	712.294	730.504
Prior Period Profit	525	(26.278)
Bonus shares from associates, subsidiaries and joint-ventures not accounted in current period's profit	-	-
Minority shareholder	54.170	38.090
<b>Core Equity Tier 1 Capital Before Deductions</b>	<b>6.221.865</b>	<b>5.249.775</b>
<b>Deductions from Core Equity Tier 1 Capital</b>		
Valuation adjustments calculated as per the 1 <sup>st</sup> clause of article 9.(i) of the Regulation on Bank Capital	-	-
Current and prior periods' losses not covered by reserves, and losses accounted under equity according to TAS	91.096	70.786
Leasehold improvements on operational leases	1.650	2.606
Goodwill (net of related tax liability)	1.005	1.005
Other intangible assets other than mortgage-servicing rights (net of related tax liability)	4.061	4.069
Deferred tax assets that rely on future profitability excluding those arising from temporary differences (net of related tax liability)	-	-
Differences are not recognized at the fair value of assets and liabilities subject to hedge of cash flow risk	-	-
Communiqué Related to Principles of the amount credit risk calculated with the Internal Ratings Based Approach, total expected loss amount exceeds the total provision	-	-
Gains arising from securitization transactions	-	-
Unrealized gains and losses due to changes in own credit risk on fair valued liabilities	-	-
Net amount of defined benefit plans	-	-
Investments in own common equity	-	-
Shares obtained against article 56, paragraph 4 of Banking Law	-	-
Total of net long positions of the investments in equity items of unconsolidated banks and financial institutions where the bank does not own 10% or less of the issued share capital exceeding the 10% threshold of above Tier I capital	-	-
Total of net long positions of the investments in equity items of unconsolidated banks and financial institutions where the bank owns 10% or more of the issued share capital exceeding the 10% threshold of above Tier I capital	62.518	-
Mortgage servicing rights not deducted	-	-
Excess amount arising from deferred tax assets from temporary differences	-	-
Amount exceeding 15% of the common equity as per the 2nd clause of the Provisional Article 2 of the Regulation on the Equity of Banks	-	-

**TÜRKİYE SİNAİ KALKINMA BANKASI A.Ş. AND ITS SUBSIDIARIES**  
**NOTES TO THE CONSOLIDATED FINANCIAL STATEMENTS**  
**FOR THE YEAR ENDED 31 DECEMBER 2020**

(Amounts expressed in thousands of Turkish Lira (TL) unless otherwise stated.)

**SECTION FOUR (Continued)**

**INFORMATION ON CONSOLIDATED FINANCIAL STRUCTURE AND RISK MANAGEMENT**  
**(Continued)**

**II. Explanations related to consolidated shareholders' equity (continued)**

Excess amount arising from deferred tax assets from temporary differences	-	-
Excess amount arising from mortgage servicing rights	-	-
Excess amount arising from deferred tax assets based on temporary differences	-	-
Other items to be defined by the BRSA	-	-
Deductions from Tier I capital in cases where there are no adequate additional Tier I or Tier II capitals	-	-
<b>Total Regulatory Adjustments to Tier I Capital</b>	<b>160.330</b>	<b>78.466</b>
<b>Core Equity Tier I Capital</b>	<b>6.061.535</b>	<b>5.171.309</b>
<b>ADDITIONAL TIER I CAPITAL</b>		
Preferred stock not included in core equity and related share premiums	-	-
Debt instruments and the related issuance premiums defined by the BRSA	-	-
Debt instruments and the related issuance premiums defined by the BRSA (Temporary Article 4)	-	-
Shares of Third Parties in Additional Tier I Capital	-	-
Shares of Third Parties in Additional Tier I Capital (Temporary Article 4)	-	-
<b>Additional Tier I Capital before Deductions</b>	<b>-</b>	<b>-</b>
<b>Deductions from Additional Tier I Capital</b>		
Direct and indirect investments of the Bank in its own Additional Tier I Capital	-	-
Investments of Bank to Banks that invest in Bank's additional equity and components of equity issued by financial institutions with compatible with Article 7.	-	-
Total of net long positions of the investments in equity items of unconsolidated banks and financial institutions where the bank owns 10% or less of the issued share capital exceeding the 10% threshold of above tier i capital	-	-
The total of net long position of the direct or indirect investments in additional Tier I capital of unconsolidated banks and financial institutions where the bank owns more than 10% of the issued share capital	-	-
Other items to be defined by the BRSA	-	-
<b>Items to be Deducted from Tier I Capital during the Transition Period</b>		
Goodwill and other intangible assets and related deferred tax liabilities which will not deducted from Core Equity Tier I capital for the purposes of the first sub-paragraph of the Provisional Article 2 of the Regulation on Banks' Own Funds (-)	-	-
Net deferred tax asset/liability which is not deducted from Core Equity Tier I capital for the purposes of the sub-paragraph of the Provisional Article 2 of the Regulation on Banks' Own Funds (-)	-	-
Deductions to be made from common equity in the case that adequate Additional Tier I Capital or Tier II Capital is not available (-)	-	-
<b>Total Deductions From Additional Tier I Capital</b>	<b>-</b>	<b>-</b>
<b>Total Additional Tier I Capital</b>	<b>-</b>	<b>-</b>
<b>Total Tier I Capital (Tier I Capital=Core Equity Tier I Capital+Additional Tier I Capital)</b>	<b>6.061.535</b>	<b>5.171.309</b>
<b>TIER II CAPITAL</b>		
Debt instruments and the related issuance premiums defined by the BRSA	2.200.500	1.774.800
Debt instruments and the related issuance premiums defined by the BRSA (Temporary Article 4)	-	-
Provisions (Article 8 of the Regulation on the Equity of Banks)	518.126	504.412
Shares of Third Parties in Tier II Capital	-	-
Shares of Third Parties in Tier II Capital (Temporary Article 3)	-	-
<b>Tier II Capital Before Deductions</b>	<b>2.718.626</b>	<b>2.279.212</b>
<b>Deductions From Tier II Capital</b>		
Direct and indirect investments of the Bank on its own Tier II Capital (-)	-	-
Investments of Bank to Banks that invest on Bank's Tier 2 and components of equity issued by financial institutions with the conditions declared in Article 8.	-	-

**TÜRKİYE SİNAİ KALKINMA BANKASI A.Ş. AND ITS SUBSIDIARIES**  
**NOTES TO THE CONSOLIDATED FINANCIAL STATEMENTS**  
**FOR THE YEAR ENDED 31 DECEMBER 2020**

(Amounts expressed in thousands of Turkish Lira (TL) unless otherwise stated.)

**SECTION FOUR (Continued)**

**INFORMATION ON CONSOLIDATED FINANCIAL STRUCTURE AND RISK MANAGEMENT**  
**(Continued)**

**I. Explanations related to consolidated shareholders' equity (continued)**

Total of net long positions of the investments in equity items of unconsolidated banks and financial institutions where the Bank owns 10% or less of the issued share capital exceeding the 10% threshold of above Common Equity Tier I capital (-)	-	-
Total of net long positions of the investments in Tier II Capital items of unconsolidated banks and financial institutions where the bank owns 10% or more of the issued share capital	-	-
Other items to be defined by the BRSA (-)	-	-
<b>Total Deductions from Tier II Capital</b>	-	-
<b>Total Tier II Capital</b>	<b>2.718.626</b>	<b>2.279.212</b>
<b>Total Capital (The sum of Tier I Capital and Tier II Capital)</b>	<b>8.780.161</b>	<b>7.450.521</b>
<b>Deductions from Total Capital</b>		
Loans granted against the articles 50 and 51 of the banking law	-	-
Net book values of movables and immovables exceeding the limit defined in the article 57, clause 1 of the Banking law and the assets acquired against overdue receivables and held for sale but retained more than five years	-	-
Other items to be defined by the BRSA	-	-
<b>Items to be Deducted from sum of Tier I and Tier II (Capital) during the Transition Period</b>	-	-
The Sum of net long positions of investments (the portion which exceeds the 10% of Banks Common Equity) in the capital of banking, and financial entities that are outside the scope of regulatory consolidation, where the bank does not own more than 10% of the issued common share capital of the entity which will not deducted from Common Equity Tier I capital, Additional Tier I capital, Tier II capital for the purposes of the first sub-paragraph of the Provisional Article 2 of the Regulation on Banks' Own Funds	-	-
The Sum of net long positions of investments in the Additional Tier I capital and Tier II capital of banking, and financial entities that are outside the scope of regulatory consolidation, where the bank does not own more than 10% of the issued common share capital of the entity which will not deducted from Common Equity Tier I capital, Additional Tier I capital, Tier II capital for the purposes of the first sub-paragraph of the Provisional Article 2 of the Regulation on Banks' Own Funds	-	-
The Sum of net long positions of investments in the common stock of banking, and financial entities that are outside the scope of regulatory consolidation, where the bank does not own more than 10% of the issued common share capital of the entity, mortgage servicing rights, deferred tax assets arising from temporary differences which will not deducted from Core Equity Tier I capital for the purposes of the first sub-paragraph of the Provisional Article 2 of the Regulation on Banks' Own Funds	-	-
<b>CAPITAL</b>		
Total Capital (Total of Tier I Capital and Tier II Capital)	8.780.161	7.450.521
Total Risk Weighted Assets	45.335.598	42.842.113
<b>CAPITAL ADEQUACY RATIOS</b>		
Consolidated Core Capital Adequacy Ratio (%)	13,37	12,07
Consolidated Tier I Capital Adequacy Ratio (%)	13,37	12,07
Consolidated Capital Adequacy Ratio (%)	19,37	17,39
<b>BUFFERS</b>		
Total buffer requirement (%)	2.510	2.510
Capital conservation buffer requirement (%)	2.500	2.500
Bank specific counter-cyclical buffer requirement (%)	0,010	0,010
Systematic significant buffer (%)	-	-
The ratio of Additional Core Equity Tier I capital which will be calculated by the first paragraph of the Article 4 of Regulation on Capital Conservation and Countercyclical Capital Buffers to risk weighted assets	7,37	6,07
<b>Amounts below the Excess Limits as per the Deduction Principles</b>		
Total of net long positions of the investments in equity items of unconsolidated banks and financial institutions where the bank owns 10% or less of the issued share capital	-	-
Total of net long positions of the investments in Tier I capital of unconsolidated banks and financial institutions where the bank owns more than 10% or less of the issued share capital	606.988	491.777
Remaining mortgage servicing rights	-	-
Excess amount arising from deferred tax assets from temporary differences	-	-

**TÜRKİYE SİNAİ KALKINMA BANKASI A.Ş. AND ITS SUBSIDIARIES**  
**NOTES TO THE CONSOLIDATED FINANCIAL STATEMENTS**  
**FOR THE YEAR ENDED 31 DECEMBER 2020**

(Amounts expressed in thousands of Turkish Lira (TL) unless otherwise stated.)

**SECTION FOUR (Continued)**

**INFORMATION ON CONSOLIDATED FINANCIAL STRUCTURE AND RISK MANAGEMENT**  
**(Continued)**

**I. Explanations related to consolidated shareholders' equity (continued)**

<b>Limits Related to Provisions Considered in Tier II Calculation</b>		
General reserves for receivables where the standard approach used (before tenthousandtwentyfive limitation)	1.042.535	554.358
Up to 1,25% of total risk-weighted amount of general reserves for receivables where the standard approach used	518.126	504.412
Excess amount of total provision amount to credit risk amount of the Internal Ratings Based Approach in accordance with the Communiqué on the Calculation	-	-
Excess amount of total provision amount to 0,6% of risk weighted receivables of credit risk amount of the Internal Ratings Based Approach in accordance with the Communiqué on the Calculation	-	-
<b>Debt instruments subjected to Article 4 (to be implemented between 1 January 2018 and 1 January 2022)</b>		
Upper limit for Additional Tier I Capital subjected to temporary Article 4	-	-
Amounts Excess the Limits of Additional Tier I Capital subjected to temporary Article 4	-	-
Upper limit for Additional Tier II Capital subjected to temporary Article 4	-	-
Amounts Excess the Limits of Additional Tier II Capital subjected to temporary Article 4	-	-

**Explanations on the reconciliation between amounts related to equity items and on balance sheet**

There are no differences between the amounts related to equity items and on balance sheet figures.

**TÜRKİYE SİNAİ KALKINMA BANKASI A.Ş. AND ITS SUBSIDIARIES**  
**NOTES TO THE CONSOLIDATED FINANCIAL STATEMENTS**  
**FOR THE YEAR ENDED 31 DECEMBER 2020**

(Amounts expressed in thousands of Turkish Lira (TL) unless otherwise stated.)

**SECTION FOUR (Continued)**

**INFORMATION ON CONSOLIDATED FINANCIAL STRUCTURE AND RISK MANAGEMENT**  
**(Continued)**

**I. Explanations related to consolidated shareholders' equity (continued)**

**Details on Subordinated Liabilities**

Issuer	Türkiye Sınai Kalkınma Bankası A.Ş.
Unique identifier (eg CUSIP, ISIN etc.)	XS1584113184
Governing law(s) of the instrument	BRSA, Cominque on Subordinated Liabilities of CMB numbered CMB-II-31.1
<b>Regulatory treatment</b>	
Subject to 10% deduction as of 1/1/2015	No
Eligible on unconsolidated and/or consolidated basis	Eligible on unconsolidated and consolidated
Instrument type	Secondary subordinated loan which is categorized in subordinated loans equalling bill of exchanges
Amount recognized in regulatory capital (Currency in mil, as of most recent reporting date – Million USD )	300
Par value of instrument (Million USD)	300
Accounting classification	347011 (Liability) - Subordinated Debt Instruments
Original date of issuance	28 March 2017
Perpetual or dated	Dated
Original starting and maturity date	28 March 2017 - 29 March 2027 (10 years)
Issuer call subject to prior supervisory approval	Yes
Optional call date, contingent call dates and redemption amount	There is an early repayment option on 29 March 2022 (After 5th year)
Subsequent call dates, if applicable	After 5th year only for once
<b>Interest and Dividen Payments</b>	
Fixed or floating dividend/coupon	Fixed / semiannually coupon payment, principal payment at the maturity
Coupon rate and any related index	7,625%
Existence of a dividend stopper	None
Fully discretionary, partially discretionary or mandatory	None
Existence of step up or other incentive to redeem	None
Noncumulative or cumulative	Noncumulative
<b>Convertible or non-convertible</b>	
If convertible, conversion trigger (s)	None
If convertible, fully or partially	None
If convertible, conversion rate	None
If convertible, mandatory or optional conversion	None
If convertible, specify instrument type convertible into	None
If convertible, specify issuer of instrument it converts into	None
<b>Write-down feature</b>	
If write-down, write-down trigger(s)	According to number 5411 article, 71th article of Law of Banking and number 6102 article of Turkish Code of Commerce, if BRSA has seem in case of default.
If write-down, full or partial	Full or Partial
If write-down, permanent or temporary	Permanent
If temporary write-down, description of write-up mechanism	None
Position in subordination hierarchy in liquidation (specify instrument type immediately senior to instrument)	After the senior creditors, before the TIER 1 subdebt, same with TIER 2.
In compliance with article number 7 and 8 of "Own fund regulation"	Based on the conditions written on 8th article.
Details of incompliance with article number 7 and 8 of "Own fund regulation"	Not based on the conditions written on 7th article.

**TÜRKİYE SİNAİ KALKINMA BANKASI A.Ş. AND ITS SUBSIDIARIES**  
**NOTES TO THE CONSOLIDATED FINANCIAL STATEMENTS**  
**FOR THE YEAR ENDED 31 DECEMBER 2020**

(Amounts expressed in thousands of Turkish Lira (TL) unless otherwise stated.)

**SECTION FOUR (Continued)**

**INFORMATION ON CONSOLIDATED FINANCIAL STRUCTURE AND RISK MANAGEMENT**  
**(Continued)**

**II. Explanations related to consolidated credit risk**

The sectoral breakdown of loans is documented monthly and limitations are made according to evaluations. There is no limitation applied geographically. Monitoring and checking is made for the treasury operations. Risk limits are identified for the operations implemented.

The credit monitoring department screens the creditworthiness of loan customers once every six months regularly. The debtors' creditworthiness is screened regularly in accordance with the related legislation. Their financial statements are obtained as prescribed in the legislation. The credit limits have been set by the Board of Directors, the Banks credit committee and the credit management. The Bank takes enough collateral for the loans and other receivables extended. The collaterals obtained consist of personal surety ship, mortgage, cash blockage and client checks.

Limits have also been set for transactions with banks. Credit risks are managed on the counterparty's creditworthiness and limits.

The definitions of past due and impaired loans and information related to impairment and provisions are provided in Section Four, Note X.

*Total amount of exposures after offsetting transactions but before applying risk mitigations and the average exposure amounts that are classified in different risk groups and types*

	Current Period		Prior Period	
	Risk Amount (1)	Average Risk Amount(2)	Risk Amount (1)	Average Risk Amount(2)
Exposures to sovereigns and their central banks	8.651.939	7.847.543	7.542.220	6.970.101
Exposures to regional and local governments	3.000	3.000	3.000	3.000
Exposures to administrative bodies and noncommercial entities	71.527	16.802	5.988	31.219
Exposures to multilateral development banks	17.725	20.102	-	-
Exposures to international organizations	-	-	-	-
Exposures to banks and securities firms	4.266.775	4.091.616	3.395.950	4.796.142
Exposures to corporates	67.821.255	57.972.635	55.099.741	52.164.134
Retail exposures	-	-	-	-
Exposures secured by property	1.643.174	1.624.778	1.624.869	1.516.447
Past due receivables	888.831	720.798	749.429	555.963
Exposures in higher-risk categories	717.375	654.395	626.348	357.746
Exposures in the form of bonds secured	-	-	-	-
Securitization positions	-	-	-	-
Short term exposures to banks, brokerage houses and corporates	-	-	-	-
Equity investments in the form of collective investment undertakings	6.171	2.431	-	-
Equity investments	810.992	726.008	654.308	571.021
Other exposures	1.253.288	1.364.234	1.012.475	1.232.226

(1) Includes total risk amounts before the effect of credit risk mitigation.

(2) Average risk amounts are the arithmetical average of the amounts in monthly reports prepared as per the Regulation on Measurement and Assessment of Capital Adequacy Ratios of Banks.

**TÜRKİYE SİNAİ KALKINMA BANKASI A.Ş. AND ITS SUBSIDIARIES**  
**NOTES TO THE CONSOLIDATED FINANCIAL STATEMENTS**  
**FOR THE YEAR ENDED 31 DECEMBER 2020**

(Amounts expressed in thousands of Turkish Lira (TL) unless otherwise stated.)

**SECTION FOUR (Continued)**

**INFORMATION ON CONSOLIDATED FINANCIAL STRUCTURE AND RISK MANAGEMENT**  
**(Continued)**

**II. Explanations related to consolidated credit risk (continued)**

The first 100 and 200 largest cash loans constitute 76,42% and 94,08% of the total cash loans portfolio of the Group respectively (31 December 2019: 72,86% and 91,90%).

The first 100 and 200 largest non cash loans constitute 93,23% and 93,24% of the total non cash loans portfolio of the Group respectively (31 December 2019: 100% and 100%).

The first 100 and 200 largest cash and non cash loans constitute 75,76% and 93,36% of the total on and off balance sheet accounts of the Group respectively (31 December 2019: 72,29% and 91,31%).

The Group calculated the expected credit loss provision amounting to TL 1.046.687 in accordance with stage 1 and stage 2 TFRS 9 impairment model (31 December 2019: TL 557.848).

Credit risk is evaluated according to the Parent Bank's internal rating. Non financial services customers included in credit portfolio are rated with respect to the Parent Bank's internal rating and ratings of the financial services customers, which are rated by external rating firms, are matched to the Parent Bank's internal ratings.

Information of credit amounts rated by internal rating model is given table below for the current period.

<b>Loan Quality Categories</b>	<b>Current Period</b>	<b>Prior Period</b>
Above Average Grade	9.921.945	9.281.586
Average Grade	23.514.681	20.299.648
Below Average Grade	8.051.381	5.408.531
Impaired (1)	1.693.083	1.109.953
<b>Total</b>	<b>43.181.090</b>	<b>36.099.718</b>

(1) Loans belong to the financial subsidiaries subject to line-by-line consolidation method are considered as unrated.

As of the reporting date, the total of the Bank's cash and non-cash loans and financial lease receivables (gross amount including the non performing loans, excluding the expected credit losses) is TL 44.582.459 (31 December 2019: TL 36.456.303) and TL 1.461.359 (31 December 2019: TL 356.585) of these customers have not been rated.

In cases where financial institutions do not have their own external ratings, the credit quality of the bank, which is the main shareholder of the financial institution, is evaluated as an average, taking into account the external rating of the bank.

The aging analysis of the receivables past due but not impaired in terms of financial asset classes, is as follows:

	<b>Current Period (1)</b>				<b>Prior Period</b>			
	<b>31- 60 Days</b>	<b>61- 90 Days</b>	<b>Other</b>	<b>Total</b>	<b>31- 60 Days</b>	<b>61- 90 Days</b>	<b>Other</b>	<b>Total</b>
Corporate Loans	5	-	-	5	1.255	-	-	1.255
SME Loans	723	-	-	723	731	-	-	731
Consumer Loans	-	-	-	-	-	-	-	-
<b>Total</b>	<b>728</b>	<b>-</b>	<b>-</b>	<b>728</b>	<b>1.986</b>	<b>-</b>	<b>-</b>	<b>1.986</b>

(1) Only the overdue amounts of the loans included in the related items are included and the total credit amount of the related loans is TL 7.585.



**TÜRKİYE SİNAİ KALKINMA BANKASI A.Ş. AND ITS SUBSIDIARIES**  
**NOTES TO THE CONSOLIDATED FINANCIAL STATEMENTS**  
**FOR THE YEAR ENDED 31 DECEMBER 2020**

(Amounts expressed in thousands of Turkish Lira (TL) unless otherwise stated.)

**SECTION FOUR (Continued)**

**INFORMATION ON CONSOLIDATED FINANCIAL STRUCTURE AND RISK MANAGEMENT (Continued)**

**II. Explanations related to consolidated credit risk (continued)**

**Profile of Significant Exposures in Major Region**

Current Period	Risk Types (1)																Total
	Exposures to sovereigns and their central banks	Exposures to regional and local governments	Exposures to administrative bodies and noncommercial entities	Exposures to multilateral development banks	Exposures to international organizations	Exposures to banks and securities firms	Exposures to corporates	Retail exposures	Exposures secured by property	Past due receivables	Exposures in higher-risk categories	Exposures in the form of bonds secured by mortgages	Short term exposures to banks, brokerage houses and corporates	Equity investments in the form of collective investment undertakings	Equity investments	Other exposures	
Domestic	8.540.564	600	14.306	-	-	2.601.047	36.512.585	-	1.643.174	888.831	95.850	-	-	6.171	153.915	812.501	51.269.544
European Union (EU)	-	-	-	3.984	-	226.993	-	-	-	-	-	-	-	-	68.670	113.191	412.838
OECD Countries (2)	-	-	-	-	-	2.255	-	-	-	-	-	-	-	-	-	-	2.255
Off-Shore Banking Regions	-	-	-	-	-	-	-	-	-	-	-	-	-	-	-	-	-
USA, Canada	-	-	-	-	-	283.663	-	-	-	-	-	-	-	-	-	-	283.663
Other Countries	-	-	-	13.741	-	75.334	141.052	-	-	-	-	-	-	-	-	-	230.127
Associates, Subsidiaries and Joint-Ventures	-	-	-	-	-	-	-	-	-	-	-	-	-	-	588.407	-	588.407
Unallocated Assets/Liabilities (3)	-	-	-	-	-	-	-	-	-	-	-	-	-	-	-	32.000	32.000
<b>Total</b>	<b>8.540.564</b>	<b>600</b>	<b>14.306</b>	<b>17.725</b>	<b>-</b>	<b>3.189.292</b>	<b>36.653.637</b>	<b>-</b>	<b>1.643.174</b>	<b>888.831</b>	<b>95.850</b>	<b>-</b>	<b>-</b>	<b>6.171</b>	<b>810.992</b>	<b>957.692</b>	<b>52.818.834</b>

(1) Risk types in the Communiqué on "Measurement and Assessment of Capital Adequacy of Banks" have been used. Since there is no securitization position, risk class of "Securitization Positions" has not been included in the table. Includes risk amounts after the effect of credit risk mitigation and the credit conversion.

(2) Includes OECD countries other than EU countries, USA and Canada.

(3) Includes asset and liability items that cannot be allocated on a consistent basis.

**TÜRKİYE SİNAİ KALKINMA BANKASI A.Ş. AND ITS SUBSIDIARIES**  
**NOTES TO THE CONSOLIDATED FINANCIAL STATEMENTS**  
**FOR THE YEAR ENDED 31 DECEMBER 2020**

(Amounts expressed in thousands of Turkish Lira (TL) unless otherwise stated.)

**SECTION FOUR (Continued)**

**INFORMATION ON CONSOLIDATED FINANCIAL STRUCTURE AND RISK MANAGEMENT (Continued)**

**II. Explanations related to consolidated credit risk (continued)**

**Profile of Significant Exposures in Major Region (continued)**

	Risk Types (1)																
Prior Period	Exposures to sovereigns and their central banks	Exposures to regional and local governments	Exposures to administrative bodies and noncommercial entities	Exposures to multilateral development banks	Exposures to international organizations	Exposures to banks and securities firms	Exposures to corporates	Retail exposures	Exposures secured by property	Past due receivables	Exposures in higher-risk categories	Exposures in the form of bonds secured by mortgages	Short term exposures to banks, brokerage houses and corporates	Equity investments in the form of collective investment undertakings	Equity investments	Other exposures	Total
Domestic	7.516.926	3.000	1.198	-	-	1.924.631	31.566.989	-	1.651.791	749.429	77.654	-	-	-	592.086	766.283	44.849.987
European Union (EU)	-	-	-	-	-	249.122	-	-	-	-	-	-	-	-	53.806	96.782	399.710
OECD Countries (2)	-	-	-	-	-	10.001	-	-	-	-	-	-	-	-	-	-	10.001
Off-Shore Banking Regions	-	-	-	-	-	-	-	-	-	-	-	-	-	-	-	-	-
USA, Canada	-	-	-	-	-	172.899	-	-	-	-	-	-	-	-	-	-	172.899
Other Countries	-	-	-	-	-	-	123.972	-	-	-	-	-	-	-	-	-	123.972
Associates, Subsidiaries and Joint-Ventures	-	-	-	-	-	-	-	-	-	-	-	-	-	-	8.416	-	8.416
Unallocated Assets/Liabilities (3)	-	-	-	-	-	-	1.460	-	-	-	-	-	-	-	-	52.416	53.876
Total	7.516.926	3.000	1.198	-	-	2.356.653	31.692.421	-	1.651.791	749.429	77.654	-	-	-	654.308	915.481	45.618.861

(1) Risk types in the Communiqué on "Measurement and Assessment of Capital Adequacy of Banks" have been used. Since there is no securitization position, risk class of "Securitization Positions" has not been included in the table. Includes risk amounts after the effect of credit risk mitigation and the credit conversion.

(2) Includes OECD countries other than EU countries, USA and Canada.

(3) Includes asset and liability items that cannot be allocated on a consistent basis.

**TÜRKİYE SİNAİ KALKINMA BANKASI A.Ş. AND ITS SUBSIDIARIES**  
**NOTES TO THE CONSOLIDATED FINANCIAL STATEMENTS**  
**FOR THE YEAR ENDED 31 DECEMBER 2020**

(Amounts expressed in thousands of Turkish Lira (TL) unless otherwise stated.)

**SECTION FOUR (Continued)**

**INFORMATION ON CONSOLIDATED FINANCIAL STRUCTURE AND RISK MANAGEMENT (Continued)**

**II. Explanations related to consolidated credit risk (continued)**

**Explanations related to credit risk (continued)**

*Risk profile by sectors or counterparties*

	Risk Types (1)																		
Current Period	Exposures to sovereigns and their central banks	Exposures to regional and local governments	Exposures to administrative bodies and noncommercial entities	Exposures to multilateral development banks	Exposures to international organizations	Exposures to banks and securities firms	Exposures to corporates	Retail exposures	Exposures secured by property	Past due receivables	Exposures in higher-risk categories	Exposures in the form of bonds secured by mortgages	Short term exposures to banks, brokerage houses and corporates	Equity investments in the form of collective investment undertakings	Equity investments	Other exposures	TL	FC	Total
Agriculture	-	-	-	-	-	-	25.496	-	-	4.185	-	-	-	-	-	-	23.751	5.930	29.681
Farming and Stockbreeding	-	-	-	-	-	-	25.496	-	-	4.185	-	-	-	-	-	-	23.751	5.930	29.681
Forestry	-	-	-	-	-	-	-	-	-	-	-	-	-	-	-	-	-	-	-
Fishery	-	-	-	-	-	-	-	-	-	-	-	-	-	-	-	-	-	-	-
Manufacturing	-	-	-	-	-	-	25.038.144	-	357.065	715.447	95.850	-	-	-	-	-	1.923.116	24.283.390	26.206.506
Mining and Quarrying	-	-	-	-	-	-	593.263	-	30.310	-	-	-	-	-	-	-	1	623.572	623.573
Production	-	-	-	-	-	-	7.818.802	-	272.677	7.345	-	-	-	-	-	-	907.845	7.190.979	8.098.824
Electricity, Gas and Water	-	-	-	-	-	-	16.626.079	-	54.078	708.102	95.850	-	-	-	-	-	1.015.270	16.468.839	17.484.109
Construction	-	-	-	-	-	-	1.535.249	-	214.605	9.190	-	-	-	-	-	-	404.500	1.354.544	1.759.044
Services	949.243	-	14.232	17.725	-	3.189.292	9.516.923	-	1.061.346	160.009	-	-	-	6.171	746.588	113.287	4.152.682	11.622.134	15.774.816
Wholesale and Retail Trade	-	-	-	-	-	-	440.212	-	23.160	63.432	-	-	-	-	-	74	112.821	414.057	526.878
Accommodation and Dining	-	-	-	-	-	-	686.424	-	818.635	-	-	-	-	-	597	-	83.397	1.422.259	1.505.656
Transportation and Telecommunication	-	-	-	-	-	-	2.085.986	-	25.629	96.577	-	-	-	-	2.123	-	99.335	2.110.980	2.210.315
Financial Institutions	949.243	-	14.232	17.725	-	3.189.292	4.401.995	-	-	-	-	-	-	6.171	735.281	113.213	3.691.184	5.735.968	9.427.152
Real Estate and Rental Services	-	-	-	-	-	-	145.217	-	-	-	-	-	-	-	-	-	109.045	36.172	145.217
Professional Services	-	-	-	-	-	-	394.688	-	91.145	-	-	-	-	-	8.587	-	9.036	485.384	494.420
Educational Services	-	-	-	-	-	-	202.962	-	13.895	-	-	-	-	-	-	-	47.849	169.008	216.857
Health and Social Services	-	-	-	-	-	-	1.159.439	-	88.882	-	-	-	-	-	-	-	15	1.248.306	1.248.321
Others	7.591.321	600	74	-	-	-	537.825	-	10.158	-	-	-	-	-	64.404	844.405	5.639.148	3.409.639	9.048.787
Total	8.540.564	600	14.306	17.725	-	3.189.292	36.653.637	-	1.643.174	888.831	95.850	-	-	6.171	810.992	957.692	12.143.197	40.675.637	52.818.834

(1) Risk types in the Communiqué on "Measurement and Assessment of Capital Adequacy of Banks" have been used. Since there is no securitization position, risk class of "Securitization Positions" has not been included in the table. Includes risk amounts after the effect of credit risk mitigation and the credit conversion.

**TÜRKİYE SİNAİ KALKINMA BANKASI A.Ş. AND ITS SUBSIDIARIES**  
**NOTES TO THE CONSOLIDATED FINANCIAL STATEMENTS**  
**FOR THE YEAR ENDED 31 DECEMBER 2020**

(Amounts expressed in thousands of Turkish Lira (TL) unless otherwise stated.)

**SECTION FOUR (Continued)**

**INFORMATION ON CONSOLIDATED FINANCIAL STRUCTURE AND RISK MANAGEMENT (Continued)**

**II. Explanations related to consolidated credit risk (continued)**

**Profile of Significant Exposures in Major Region (continued)**

	Risk Types (1)																		
Prior Period	Exposures to sovereigns and their central banks	Exposures to regional and local governments	Exposures to administrative bodies and noncommercial entities	Exposures to multilateral development banks	Exposures to international organizations	Exposures to banks and securities firms	Exposures to corporates	Retail exposures	Exposures secured by property	Past due receivables	Exposures in higher-risk categories	Exposures in the form of bonds secured by mortgages	Short term exposures to banks, brokerage houses and corporates	Equity investments in the form of collective investment undertakings	Equity investments	Other exposures	TL	FC	Total
Agriculture	-	-	-	-	-	-	34.935	-	-	2.790	-	-	-	-	-	340	29.284	8.781	38.065
Farming and Stockbreeding	-	-	-	-	-	-	34.935	-	-	2.790	-	-	-	-	-	-	28.944	8.781	37.725
Forestry	-	-	-	-	-	-	-	-	-	-	-	-	-	-	-	340	340	-	340
Fishery	-	-	-	-	-	-	-	-	-	-	-	-	-	-	-	-	-	-	-
Manufacturing	-	-	-	-	-	-	20.658.810	-	372.166	670.336	77.654	-	-	-	-	-	1.304.441	20.474.525	21.778.966
Mining and Quarrying	-	-	-	-	-	-	577.828	-	16.880	-	-	-	-	-	-	-	-	594.708	594.708
Production	-	-	-	-	-	-	6.383.976	-	343.041	7.737	7	-	-	-	-	-	734.052	6.000.709	6.734.761
Electricity, Gas and Water	-	-	-	-	-	-	13.697.006	-	12.245	662.599	77.647	-	-	-	-	-	570.389	13.879.108	14.449.497
Construction	-	-	-	-	-	-	1.073.133	-	336.448	1.880	-	-	-	-	-	-	240.758	1.170.703	1.411.461
Services	804.012	-	1.128	-	-	2.356.653	9.732.880	-	928.324	74.423	-	-	-	-	654.308	96.863	3.001.001	11.647.590	14.648.591
Wholesale and Retail Trade	-	-	-	-	-	-	580.608	-	6.598	74.423	-	-	-	-	-	50	236.603	425.076	661.679
Accommodation and Dining	-	-	-	-	-	-	461.016	-	676.998	-	-	-	-	-	2.250	-	89.060	1.051.204	1.140.264
Transportation and Telecommunication	-	-	-	-	-	-	2.267.775	-	-	-	-	-	-	-	65.459	-	86.344	2.246.890	2.333.234
Financial Institutions	804.012	-	1.128	-	-	2.356.653	3.673.536	-	-	-	-	-	-	-	581.489	96.811	2.054.306	5.459.323	7.513.629
Real Estate and Rental Services	-	-	-	-	-	-	277.980	-	-	-	-	-	-	-	-	-	7.816	270.164	277.980
Professional Services	-	-	-	-	-	-	1.472.909	-	-	-	-	-	-	-	5.110	2	467.563	1.010.458	1.478.021
Educational Services	-	-	-	-	-	-	192.336	-	17.395	-	-	-	-	-	-	-	50.094	159.637	209.731
Health and Social Services	-	-	-	-	-	-	806.720	-	227.333	-	-	-	-	-	-	-	9.215	1.024.838	1.034.053
Others	6.712.914	3.000	70	-	-	-	192.663	-	14.853	-	-	-	-	-	-	818.278	5.307.892	2.433.886	7.741.778
Total	7.516.926	3.000	1.198	-	-	2.356.653	31.692.421	-	1.651.791	749.429	77.654	-	-	-	654.308	915.481	9.883.376	35.735.485	45.618.861

(1) Since there is no securitization position, the risk class of "Securitization positions" is not included. Credit conversion ratio and risk amounts after credit risk reduction are included.

**TÜRKİYE SİNAİ KALKINMA BANKASI A.Ş. AND ITS SUBSIDIARIES**  
**NOTES TO THE CONSOLIDATED FINANCIAL STATEMENTS**  
**FOR THE YEAR ENDED 31 DECEMBER 2020**

(Amounts expressed in thousands of Turkish Lira (TL) unless otherwise stated.)

**SECTION FOUR (Continued)**

**INFORMATION ON CONSOLIDATED FINANCIAL STRUCTURE AND RISK MANAGEMENT**  
**(Continued)**

**II. Explanations related to consolidated credit risk (continued)**

**Analysis of maturity-bearing exposures according to remaining maturities**

Risk Types	Term to Maturity				
	1 month	1-3 months	3-6 months	6-12 months	Over 1 year
Current Period (1)					
Exposures to sovereigns and their central banks	1.111.181	218.017	314.697	230.534	6.055.938
Exposures to regional and local governments	-	-	-	-	-
Exposures to administrative bodies and noncommercial entities	14.231	-	-	-	-
Exposures to multilateral development banks	-	-	-	-	-
Exposures to international organizations	-	-	-	-	-
Exposures to banks and securities firms	1.575.601	515.510	479.769	-	506.965
Exposures to corporates	1.984.131	1.497.077	1.231.502	2.064.062	29.466.147
Retail exposures	-	-	-	-	-
Exposures secured by property	4.666	2.986	1.705	23.461	1.610.357
Past due receivables	-	-	-	-	-
Exposures in higher-risk categories	-	-	-	225	51.474
Exposures in the form of bonds secured by mortgages	-	-	-	-	-
Securitization positions	-	-	-	-	-
Short term exposures to banks, brokerage houses and corporates	-	-	-	-	-
Equity investments in the form of collective investment undertakings	-	-	-	-	-
Equity investments	-	-	-	-	-
Other exposures	74	-	352	924	24.424
<b>Total</b>	<b>4.689.884</b>	<b>2.233.590</b>	<b>2.028.025</b>	<b>2.319.206</b>	<b>37.715.305</b>

(1) Includes risk amounts after the effect of credit risk mitigation and the credit conversion.

**TÜRKİYE SİNAİ KALKINMA BANKASI A.Ş. AND ITS SUBSIDIARIES**  
**NOTES TO THE CONSOLIDATED FINANCIAL STATEMENTS**  
**FOR THE YEAR ENDED 31 DECEMBER 2020**

(Amounts expressed in thousands of Turkish Lira (TL) unless otherwise stated.)

**SECTION FOUR (Continued)**

**INFORMATION ON CONSOLIDATED FINANCIAL STRUCTURE AND RISK MANAGEMENT**  
**(Continued)**

**II. Explanations related to consolidated credit risk (continued)**

**Analysis of maturity-bearing exposures according to remaining maturities (continued)**

<b>Risk Types</b>	<b>Term to Maturity</b>				
	<b>1 month</b>	<b>1-3 months</b>	<b>3-6 months</b>	<b>6-12 months</b>	<b>Over 1 year</b>
<b>Prior Period (1)</b>					
Exposures to sovereigns and their central banks	843.155	358.011	391.497	158.809	4.875.385
Exposures to regional and local governments	-	-	-	-	-
Exposures to administrative bodies and noncommercial entities	1.128	-	-	-	-
Exposures to multilateral development banks	-	-	-	-	-
Exposures to international organizations	-	-	-	-	-
Exposures to banks and securities firms	884.992	379.006	380.933	308.290	336.065
Exposures to corporates	2.232.678	968.321	1.217.869	2.043.538	24.895.086
Retail exposures	-	-	-	-	-
Exposures secured by property	-	-	15.553	30.821	1.605.416
Past due receivables	-	-	-	-	-
Exposures in higher-risk categories	7.920	292	-	140	41.989
Exposures in the form of bonds secured by mortgages	-	-	-	-	-
Securitization positions	-	-	-	-	-
Short term exposures to banks, brokerage houses and corporates	-	-	-	-	-
Equity investments in the form of collective investment undertakings	-	-	-	-	-
Equity investments	-	-	-	-	-
Other exposures	140.927	-	247	-	13.190
<b>Total</b>	<b>4.110.800</b>	<b>1.705.630</b>	<b>2.006.099</b>	<b>2.541.598</b>	<b>31.767.131</b>

(1) Includes risk amounts after the effect of credit risk mitigation and the credit conversion.

**TÜRKİYE SİNAİ KALKINMA BANKASI A.Ş. AND ITS SUBSIDIARIES**  
**NOTES TO THE CONSOLIDATED FINANCIAL STATEMENTS**  
**FOR THE YEAR ENDED 31 DECEMBER 2020**

(Amounts expressed in thousands of Turkish Lira (TL) unless otherwise stated.)

**SECTION FOUR (Continued)**

**INFORMATION ON CONSOLIDATED FINANCIAL STRUCTURE AND RISK MANAGEMENT**  
**(Continued)**

**II. Explanations related to consolidated credit risk (continued)**

**Credit risk under standard approach**

The ratings given by international credit rating agency Fitch Ratings are used to determine the risk weights in capital adequacy calculation regarding exposures to banks and securities firms and central sovereigns and central bank. Receivables from residents in Turkey are classified as unrated. These credit ratings are not used for the instruments issued by the debtor.

Ratings given by Fitch Ratings are matched with credit quality levels and risk weights based on risk classes as shown in the following table:

Credit Quality Grades	Fitch Ratings	Claims on Sovereigns	Risk Types		
			Claims on Banks and Capital Market Intermediary		Claims on Corporate Receivables
			Claims with Original Maturities Less Than 3 Months	Claims with Original Maturities More Than 3 Months	
1	AAA	0%	20%	20%	20%
	AA+				
	AA				
	AA-				
2	A+	20%	20%	50%	50%
	A				
	A-				
3	BBB+	50%	20%	50%	100%
	BBB				
	BBB-				
4	BB+	100%	50%	100%	100%
	BB				
	BB-				
5	B+	100%	50%	100%	150%
	B				
	B-				
6	CCC+	150%	150%	150%	150%
	CCC				
	CCC-				
	CC				
	C				
Unrated	Unrated	100%	20% (1)	50% (1)	100%

(\*) Used in case when the risk weight of the sovereign of the Bank's country is not higher.

**TÜRKİYE SİNAİ KALKINMA BANKASI A.Ş. AND ITS SUBSIDIARIES**  
**NOTES TO THE CONSOLIDATED FINANCIAL STATEMENTS**  
**FOR THE YEAR ENDED 31 DECEMBER 2020**

(Amounts expressed in thousands of Turkish Lira (TL) unless otherwise stated.)

**SECTION FOUR (Continued)**

**INFORMATION ON CONSOLIDATED FINANCIAL STRUCTURE AND RISK MANAGEMENT**  
**(Continued)**

**II. Explanations related to consolidated credit risk (continued)**

*Exposures by risk weights*

Current Period										
Risk Weights	0%	10%	20%	50%	75%	100%	150%	200%	250%	Deducted from Equity
Exposures Before Credit Risk Mitigation (1)	8.461.656	-	2.758.922	5.026.645	-	36.083.594	87.084	-	606.988	69.234
Exposures After Credit Risk Mitigation	8.558.309	-	2.758.922	6.669.819	-	34.137.712	87.084	-	606.988	69.234

(1) The figures represent total risk amounts before credit risk mitigation and after credit conversion factor.

Prior Period										
Risk Weights	0%	10%	20%	50%	75%	100%	150%	200%	250%	Deducted from Equity
Exposures Before Credit Risk Mitigation (1)	5.098.040	-	1.430.240	477.560	-	38.135.325	79.240	-	491.777	7.680
Exposures After Credit Risk Mitigation	5.245.019	-	1.430.240	2.129.351	-	36.243.234	79.240	-	491.777	7.680

(1) The figures represent total risk amounts before credit risk mitigation and after credit conversion factor.

**Information of major sectors or type of counterparties**

The Parent Bank's all impaired and non-performing receivables comprise of domestic receivables.

Current Period	Loans (1)		Provisions
Major Sectors / Counterparties	Impaired		Expected Credit Losses (IFRS 9)
	Significant Increase in Credit Risk (Stage 2)	Defaulted (Stage 3)	
Agriculture	-	27.899	23.714
Farming and Stockbreeding	-	27.899	23.714
Forestry	-	-	-
Fishery	-	-	-
Manufacturing	2.856.472	1.273.148	911.367
Mining and Quarrying	-	197	197
Production	1.315.485	19.776	163.186
Electricity, Gas and Water	1.540.987	1.253.175	747.984
Services	1.164.810	344.373	329.532
Wholesale and Retail Trade	169.817	129.131	94.979
Accommodation and Dining	-	679	679
Transportation and Telecommunication	275.084	206.029	137.951
Financial Institutions	-	2.536	2.536
Real Estate, Rental and Management Services	111.867	5.814	13.914
Professional Services	-	184	184
Educational Services	-	-	-
Health and Social Services	608.042	-	79.289
Others	325.986	44.368	67.575
<b>Total</b>	<b>4.347.268</b>	<b>1.689.788</b>	<b>1.332.188</b>

(1) Includes breakdown of cash loans and financial lease receivables.



**TÜRKİYE SİNAİ KALKINMA BANKASI A.Ş. AND ITS SUBSIDIARIES**  
**NOTES TO THE CONSOLIDATED FINANCIAL STATEMENTS**  
**FOR THE YEAR ENDED 31 DECEMBER 2020**

(Amounts expressed in thousands of Turkish Lira (TL) unless otherwise stated.)

**SECTION FOUR (Continued)**

**INFORMATION ON CONSOLIDATED FINANCIAL STRUCTURE AND RISK MANAGEMENT**  
**(Continued)**

**II. Explanations related to consolidated credit risk (continued)**

*Information of major sectors or type of counterparties (continued)*

Prior Period	Loans (1)		Provisions
Major Sectors / Counterparties	Impaired		Expected Credit Losses (TFRS 9)
	Significant Increase in Credit Risk (Stage 2)	Defaulted (Stage 3)	
Agriculture	-	27.898	25.108
Farming and Stockbreeding	-	27.898	25.108
Forestry	-	-	-
Fishery	-	-	-
Manufacturing	1.650.408	957.369	465.954
Mining and Quarrying	-	196	196
Production	336.505	18.277	38.327
Electricity, Gas and Water	1.313.903	938.896	427.431
Services	1.547.731	117.890	205.151
Wholesale and Retail Trade	69.088	108.615	53.538
Accommodation and Dining	-	719	719
Transportation and Telecommunication	164.354	64	53.293
Financial Institutions	-	2.504	2.504
Real Estate, Rental and Management Services	926.288	5.814	46.196
Professional Services	-	174	174
Educational Services	-	-	-
Health and Social Services	388.001	-	48.727
Others	201.212	4.615	12.937
<b>Total</b>	<b>3.399.351</b>	<b>1.107.772</b>	<b>709.150</b>

(1) Includes breakdown of cash loans.

*Information related with value adjustments and loan loss provisions*

Current Period	Opening balance	Provision for the period	Provision reversals	Other adjustments	Closing balance
Stage 3 Provisions	358.343	400.145	(2.134)	-	756.354
Stage 1-2 Provisions	557.848	512.059	(23.999)	-	1.046.687

Prior Period	Opening balance	Provision for the period	Provision reversals	Other adjustments	Closing balance
Stage 3 Provisions	169.489	198.069	(9.215)	-	358.343
Stage 1-2 Provisions	364.231	193.648	31	-	557.848

**TÜRKİYE SİNAİ KALKINMA BANKASI A.Ş. AND ITS SUBSIDIARIES**  
**NOTES TO THE CONSOLIDATED FINANCIAL STATEMENTS**  
**FOR THE YEAR ENDED 31 DECEMBER 2020**

(Amounts expressed in thousands of Turkish Lira (TL) unless otherwise stated.)

**SECTION FOUR (Continued)**

**INFORMATION ON CONSOLIDATED FINANCIAL STRUCTURE AND RISK MANAGEMENT**  
**(Continued)**

**II. Explanations related to consolidated credit risk (continued)**

**Exposures Subject to Countercyclical Capital Buffer**

The geographical distribution of receivables from the private sector taken into account for Calculation of Bank specific Counter Cyclical Capital Buffer with the scope of Capital Conservation and Counter-Cyclical Capital Buffers Regulation which is published on the Official Gazette no.28812 dated 5 November 2013 and sub arrangements is given table below.

**Information about receivables from consolidated private sector:**

<b>Current Period</b>	<b>Private Sector Loans in Banking Book</b>	<b>Risk Weighted Amount calculations for Trading Book</b>	<b>Total</b>
<b>Country risk taken ultimately</b>			
United States	92.457	-	92.457
Georgia	141.049	-	141.049
England	94.969	-	94.969
Luxembourg	181.862	-	181.862
Turkey	38.871.854	-	38.871.854
<b>Total</b>	<b>39.382.191</b>	<b>-</b>	<b>39.382.191</b>

<b>Prior Period</b>	<b>Private Sector Loans in Banking Book</b>	<b>Risk Weighted Amount calculations for Trading Book</b>	<b>Total</b>
<b>Country risk taken ultimately</b>			
United States	39.819	-	39.819
Georgia	123.972	-	123.972
England	51.710	-	51.710
Turkey	37.527.324	-	37.527.324
<b>Total</b>	<b>37.742.825</b>	<b>-</b>	<b>37.742.825</b>

**TÜRKİYE SİNAİ KALKINMA BANKASI A.Ş. AND ITS SUBSIDIARIES**  
**NOTES TO THE CONSOLIDATED FINANCIAL STATEMENTS**  
**FOR THE YEAR ENDED 31 DECEMBER 2020**

(Amounts expressed in thousands of Turkish Lira (TL) unless otherwise stated.)

**SECTION FOUR (Continued)**

**INFORMATION ON CONSOLIDATED FINANCIAL STRUCTURE AND RISK MANAGEMENT**  
**(Continued)**

**III. Explanations related to consolidated currency risk**

No long or short position is taken due to the uncertainties and changes in the markets therefore; no exposure to foreign currency risk is expected. However, possible foreign currency risks are calculated on monthly basis under the standard method in the foreign currency risk table and their results are reported to the official authorities and the Parent Bank's top management. Thus, foreign currency risk is closely monitored. Foreign currency risk, as a part of general market risk, is also taken into consideration in the calculation of Capital Adequacy Standard Ratio.

No short position is taken regarding foreign currency risk, whereas, counter position is taken for any foreign currency risks arising from customer transactions as to avoid foreign currency risk.

Announced current foreign exchange buying rates of the Parent Bank as at reporting date and the previous five working days in US Dollar and Euro are as follows:

	<b>1 US Dollar</b>	<b>1 Euro</b>
<b>The Parent Bank's "Foreign Exchange Valuation Rate"</b>		
31 December 2020	7,3350	9,0193
<b><u>Prior Five Workdays:</u></b>		
30 December 2020	7,3250	9,0016
29 December 2020	7,4025	9,0606
28 December 2020	7,5275	9,1970
25 December 2020	7,5375	9,1941
24 December 2020	7,6030	9,2786

Simple arithmetic thirty-day averages of the US Dollar and Euro buying rates of the Parent Bank before the reporting date are full TL 7,6819 and 9,3510 respectively.

**TÜRKİYE SİNAİ KALKINMA BANKASI A.Ş. AND ITS SUBSIDIARIES**  
**NOTES TO THE CONSOLIDATED FINANCIAL STATEMENTS**  
**FOR THE YEAR ENDED 31 DECEMBER 2020**

(Amounts expressed in thousands of Turkish Lira (TL) unless otherwise stated.)

**SECTION FOUR (Continued)**

**INFORMATION ON CONSOLIDATED FINANCIAL STRUCTURE AND RISK MANAGEMENT**  
**(Continued)**

**III. Explanations related to consolidated currency risk (continued)**

*Information on the Group's foreign currency risk:*

	<b>Euro</b>	<b>US Dollar</b>	<b>Other FC</b>	<b>Total</b>
<b>Current Period</b>				
<b>Assets</b>				
Cash (Cash in Vault, Foreign Currency Cash, Money in Transit, Checks Purchased, Precious Metals) and Balances with the Central Bank of Turkey	442.443	578.939	-	1.021.382
Banks	108.757	229.360	4.416	342.533
Financial Assets at Fair Value Through Profit and Loss (1)	119.055	526.614	561	646.230
Money Market Placements	-	-	-	-
Available-For-Sale Financial Assets	77.394	2.619.336	-	2.696.730
Loans (2)	16.192.854	18.387.438	-	34.580.292
Subsidiaries, Associates and Entities Under Common Control (Joint Vent.)	-	-	-	-
Held-To-Maturity Investments	-	363.157	-	363.157
Derivative Financial Assets for Hedging Purposes	-	334.421	-	334.421
Tangible Assets	-	-	-	-
Intangible Assets	-	-	-	-
Other Assets (3)	259.410	199.865	-	459.275
<b>Total Assets</b>	<b>17.199.913</b>	<b>23.239.130</b>	<b>4.977</b>	<b>40.444.020</b>
<b>Liabilities</b>				
Bank Deposits	-	-	-	-
Foreign Currency Deposits	-	-	-	-
Money Market Borrowings	213.896	109.809	-	323.705
Funds Provided From Other Financial Institutions	14.234.091	17.978.134	-	32.212.225
Marketable Securities Issued (4)	-	10.320.778	-	10.320.778
Miscellaneous Payables	18.220	187.816	477	206.513
Derivative Financial Liabilities for Hedging Purposes (5)	-	-	-	-
Other Liabilities (6)	130.968	303.744	175	434.887
<b>Total Liabilities</b>	<b>14.597.175</b>	<b>28.900.281</b>	<b>652</b>	<b>43.498.108</b>
<b>Net Balance Sheet Position</b>	<b>2.602.738</b>	<b>(5.661.151)</b>	<b>4.325</b>	<b>(3.054.088)</b>
<b>Net Off-Balance Sheet Position</b>	<b>(2.209.458)</b>	<b>6.268.198</b>	<b>(2.333)</b>	<b>4.056.407</b>
Financial Derivative Assets	1.479.327	7.944.254	149.341	9.572.922
Financial Derivative Liabilities	(3.688.785)	(1.676.056)	(151.674)	(5.516.515)
Non-Cash Loans (7)	1.875.631	2.705.274	1.876	4.582.781
<b>Prior Period</b>				
Total Assets	14.229.855	18.297.661	9.167	32.536.683
Total Liabilities	12.298.039	22.513.119	1.362	34.812.520
<b>Net Balance Sheet Position</b>	<b>1.931.816</b>	<b>(4.215.458)</b>	<b>7.805</b>	<b>(2.275.837)</b>
<b>Net Off –Balance Sheet Position</b>	<b>(2.069.575)</b>	<b>4.460.081</b>	<b>(7.788)</b>	<b>2.382.718</b>
Financial Derivative Assets	1.037.523	7.074.810	149.898	8.262.231
Financial Derivative Liabilities	(3.107.098)	(2.614.729)	(157.686)	(5.879.513)
Non-Cash Loans (7)	1.806.354	2.287.913	2.715	4.096.982

(1) Exchange rate differences arising from derivative transactions amounting to TL 77.674 is deducted from "Financial Assets at Fair Value Through Profit and Loss".

(2) Loans include TL 1.410.644 foreign currency indexed loans, TL 205.726 financial lease receivables, TL 929.979 non-performing loans, and TL (335.780) credit-impaired losses (stage III / specific provision ).

(3) Prepaid expenses amounting to TL 2.923, Forward foreign exchange purchase transaction rediscounts amounting to TL 54 and 12 months expected credit loss for other assets amounting to TL (3.389) are not included other assets.

(4) Includes Tier 2 subordinated bonds which are classified on the balance sheet as subordinated loans.

(5) Derivative financial assets for hedging purposes has classified in line of derivative financial assets in financial statement. Derivative financial liabilities for hedging purposes has classified in line of derivative financial liabilities in financial statement. (154.049) TL of foreign exchange difference accrual has been deducted from "Hedging Derivative Financial Assets".

(6) Exchange rate differences arising from derivative transactions amounting to TL 76.825, and other provisions amounting to TL 29.593 have not been included in "Other Liabilities".

(7) Has no effect on net off-balance sheet position.

**TÜRKİYE SİNAİ KALKINMA BANKASI A.Ş. AND ITS SUBSIDIARIES**  
**NOTES TO THE CONSOLIDATED FINANCIAL STATEMENTS**  
**FOR THE YEAR ENDED 31 DECEMBER 2020**

(Amounts expressed in thousands of Turkish Lira (TL) unless otherwise stated.)

**SECTION FOUR (Continued)**

**INFORMATION ON CONSOLIDATED FINANCIAL STRUCTURE AND RISK MANAGEMENT**  
**(Continued)**

**III. Explanations related to consolidated currency risk (continued)**

The Group is mostly exposed to Euro, US Dollars and other foreign currencies.

The following tables detail the Group's sensitivity to 10% increase/decrease in the TL against US Dollar, Euro and other currencies.

	<b>Increase in Currency Rate</b>	<b>Effect on Profit / Loss (1)</b>		<b>Effect on Equity (2)</b>	
	%	Current Period	Prior Period	Current Period	Prior Period
US Dollar	10	48.573	23.918	12.132	544
Euro	10	39.328	(13.807)	-	31
Other	10	199	2	-	-

	<b>Decrease in Currency Rate</b>	<b>Effect on Profit / Loss (1)</b>		<b>Effect on Equity (2)</b>	
	%	Current Period	Prior Period	Current Period	Prior Period
US Dollar	10	(48.573)	(23.918)	(12.132)	(544)
Euro	10	(39.328)	13.807	-	(31)
Other	10	(199)	(2)	-	-

(1) Values expressed are before the tax effect.

(2) Effect on equity does not include effect on profit/loss.

**IV. Explanations related to consolidated interest rate risk**

Interest rate sensitivity of the assets, liabilities and off-balance sheet items are measured by the Parent Bank. General and specific interest rate risk tables in the standard method, by including assets and liabilities, are taken into account in determination of the Capital Adequacy Standard Ratio and to calculate the overall interest rate risk of the Parent Bank.

Forecast results which have been formed using estimation-simulation reports are prepared and then the effects of fluctuations in interest rates are evaluated with sensitivity and scenario analyzes. Cash requirement for every maturity period are determined based on maturity distribution analysis (Gap). In addition, a positive spread between the yield on assets and the cost of liabilities is kept while determining interest rates.

The amount of local borrowings is very low considering the total liabilities of the Parent Bank. As the Parent Bank is a development and investment bank, it obtains most of the funding from abroad.

The fluctuations in interest rates are controlled with interest rate risk tables, gap analysis, scenario analysis and stress tests, its effect in assets and liabilities and the probable changes in cash flows are being screened. The Parent Bank screens many risk control ratio including the markets risk ratio to the sum of risk weighted assets and the ratio of the value at risk calculated as per the internal model to the equity.

Under the scope of risk policies, continuous controls are made to prevent assets or shareholders' equity from adverse effects because of fluctuations in interest rates or liquidity difficulties and top management, the Board of Directors and the Audit Committee are informed of these risks.

**TÜRKİYE SİNAİ KALKINMA BANKASI A.Ş. AND ITS SUBSIDIARIES**  
**NOTES TO THE CONSOLIDATED FINANCIAL STATEMENTS**  
**FOR THE YEAR ENDED 31 DECEMBER 2020**

(Amounts expressed in thousands of Turkish Lira (TL) unless otherwise stated.)

**SECTION FOUR (Continued)**

**INFORMATION ON CONSOLIDATED FINANCIAL STRUCTURE AND RISK MANAGEMENT**  
**(Continued)**

**IV. Explanations related to consolidated interest rate risk (continued)**

*Information related to the interest rate sensitivity of assets, liabilities and off-balance sheet items (based on repricing dates)*

Current Period	Up to 1 Month	1-3 Months	3-12 Months	1-5 Years	5 Years and Over	Non-interest bearing (1)	Total
<b>Assets</b>							
Cash (Cash in Vault, Foreign Currency Cash, Money in Transit, Checks Purchased) and Balances with the Central Bank of Turkey(2)	2.166	-	-	-	-	1.020.917	1.023.083
Banks (2)	290.951	7.699	-	-	-	129.795	428.445
Financial Assets at Fair Value Through Profit and Loss (3)	56.769	396.449	350.681	439.451	360.680	16.327	1.620.357
Money Market Placements (2)	629.779	423.971	370.281	-	-	-	1.424.031
Financial Assets at Fair Value Through Other Comprehensive Income(2)	59.691	432.106	795.592	1.738.026	1.407.390	169.334	4.602.139
Loans (2)	7.048.759	6.354.006	10.333.064	6.794.781	7.091.896	-	37.622.506
Financial Assets Measured at Amortized Cost (2)	418.347	1.113.699	1.185.037	-	362.781	-	3.079.864
Other Assets (2)	-	-	-	64.403	-	2.566.092	2.630.495
<b>Total Assets</b>	<b>8.506.462</b>	<b>8.727.930</b>	<b>13.034.655</b>	<b>9.036.661</b>	<b>9.222.747</b>	<b>3.902.465</b>	<b>52.430.920</b>
<b>Liabilities</b>							
Bank Deposits	-	-	-	-	-	-	-
Other Deposits	-	-	-	-	-	-	-
Money Market Borrowings	1.390.126	-	-	-	-	-	1.390.126
Miscellaneous Payables	-	-	-	-	-	250.136	250.136
Marketable Securities Issued (4)	50.966	-	2.221.421	8.099.357	-	390.145	10.761.889
Funds Provided from Other Financial Institutions	3.374.774	8.045.586	12.897.663	3.636.946	4.377.241	-	32.332.210
Other Liabilities	78.372	79.371	111.913	395.486	242.727	6.788.690	7.696.559
<b>Total Liabilities</b>	<b>4.894.238</b>	<b>8.124.957</b>	<b>15.230.997</b>	<b>12.131.789</b>	<b>4.619.968</b>	<b>7.428.971</b>	<b>52.430.920</b>
<b>Balance Sheet Long Position</b>	<b>3.612.224</b>	<b>602.973</b>	<b>-</b>	<b>-</b>	<b>4.602.779</b>	<b>-</b>	<b>8.817.976</b>
<b>Balance Sheet Short Position</b>	<b>-</b>	<b>-</b>	<b>(2.196.342)</b>	<b>(3.095.128)</b>	<b>-</b>	<b>(3.526.506)</b>	<b>(8.817.976)</b>
<b>Off-Balance Sheet Long Position</b>	<b>-</b>	<b>-</b>	<b>405.243</b>	<b>3.126.618</b>	<b>927.267</b>	<b>-</b>	<b>4.459.128</b>
<b>Off-Balance Sheet Short Position</b>	<b>(2.184.062)</b>	<b>(2.162.299)</b>	<b>-</b>	<b>-</b>	<b>-</b>	<b>-</b>	<b>(4.346.361)</b>
<b>Total Position</b>	<b>1.428.162</b>	<b>(1.559.326)</b>	<b>(1.791.099)</b>	<b>31.490</b>	<b>5.530.046</b>	<b>(3.526.506)</b>	<b>112.767</b>

(1) Amounts in investments in associates and subsidiaries, deferred tax asset, tangible and intangible assets, other assets, other miscellaneous liabilities, shareholders' equity, provisions and tax liability are presented in non-interest bearing column, in order to reconcile the total assets and liabilities on the balance sheet.

(2) Expected credit losses for stage 1 and stage 2 are netted off on the related maturity.

(3) Derivative financial assets and Loans measured at fair value through profit or loss.

(4) Includes Tier 2 subordinated bonds which are classified on the balance sheet as subordinated loans.

**TÜRKİYE SİNAİ KALKINMA BANKASI A.Ş. AND ITS SUBSIDIARIES**  
**NOTES TO THE CONSOLIDATED FINANCIAL STATEMENTS**  
**FOR THE YEAR ENDED 31 DECEMBER 2020**

(Amounts expressed in thousands of Turkish Lira (TL) unless otherwise stated.)

**SECTION FOUR (Continued)**

**INFORMATION ON CONSOLIDATED FINANCIAL STRUCTURE AND RISK MANAGEMENT**  
**(Continued)**

**IV. Explanations related to consolidated interest rate risk (continued)**

*Information related to the interest rate sensitivity of assets, liabilities and off-balance sheet items (based on repricing dates)*

Prior Period	1 Month	1-3 Months	3-12 Months	1-5 Years	5 Years and Over	Non-interest bearing (1)	Total
<b>Assets</b>							
Cash (Cash in Vault, Foreign Currency Cash, Money in Transit, Checks Purchased) and Balances with the Central Bank of Turkey(2)	803.582	-	-	-	-	30	803.612
Banks(2)	105.873	106.217	-	-	-	45.218	257.308
Financial Assets at Fair Value Through Profit and Loss (3)	187.104	401.575	320.280	156.641	168.514	7.135	1.241.249
Money Market Placements(2)	252.767	273.232	252	-	-	-	526.251
Financial Assets at Fair Value Through Other Comprehensive Income(2)	159.716	436.915	1.147.301	1.646.055	679.717	116.569	4.186.273
Loans(2)	5.613.551	7.365.035	8.697.347	5.230.649	3.855.703	-	30.762.285
Financial Assets Measured at Amortized Cost (2)	338.296	994.092	950.535	-	298.876	-	2.581.799
Other Assets(2)	-	-	-	64.403	-	1.829.831	1.894.234
<b>Total Assets</b>	<b>7.460.889</b>	<b>9.577.066</b>	<b>11.115.715</b>	<b>7.097.748</b>	<b>5.002.810</b>	<b>1.998.783</b>	<b>42.253.011</b>
<b>Liabilities</b>							
Bank Deposits	-	-	-	-	-	-	-
Other Deposits	-	-	-	-	-	-	-
Money Market Borrowings	1.197.709	-	-	-	-	(342)	1.197.367
Miscellaneous Payables	-	-	-	-	-	128.262	128.262
Marketable Securities Issued (4)	-	108.662	2.087.826	5.765.669	-	145.256	8.107.413
Funds Provided from Other Financial Institutions	3.892.357	6.211.730	9.490.539	2.692.067	4.341.632	-	26.628.325
Other Liabilities	130.310	222.183	127.051	47.605	-	5.664.495	6.191.644
<b>Total Liabilities</b>	<b>5.220.376</b>	<b>6.542.575</b>	<b>11.705.416</b>	<b>8.505.341</b>	<b>4.341.632</b>	<b>5.937.671</b>	<b>42.253.011</b>
<b>Balance Sheet Long Position</b>	<b>2.240.513</b>	<b>3.034.491</b>	<b>-</b>	<b>-</b>	<b>661.178</b>	<b>-</b>	<b>5.936.182</b>
<b>Balance Sheet Short Position</b>	<b>-</b>	<b>-</b>	<b>(589.701)</b>	<b>(1.407.593)</b>	<b>-</b>	<b>(3.938.888)</b>	<b>(5.936.182)</b>
Off-Balance Sheet Long Position	-	-	-	4.035.583	673.362	-	4.708.945
Off-Balance Sheet Short Position	(1.184.952)	(1.317.889)	(1.773.188)	-	-	-	(4.276.029)
<b>Total Position</b>	<b>1.055.561</b>	<b>1.716.602</b>	<b>(2.362.889)</b>	<b>2.627.990</b>	<b>1.334.540</b>	<b>(3.938.888)</b>	<b>432.916</b>

(1) Amounts in investments in associates and subsidiaries, deferred tax asset, tangible and intangible assets, other assets, other miscellaneous liabilities, shareholders' equity, provisions and tax liability are presented in non-interest bearing column, in order to reconcile the total assets and liabilities on the balance sheet.

(2) Expected credit losses for stage 1 and stage 2 are netted off on the related maturity.

(3) Derivative financial assets and Loans measured at fair value through profit or loss.

(4) Includes Tier 2 subordinated bonds which are classified on the balance sheet as subordinated loans.

**TÜRKİYE SİNAİ KALKINMA BANKASI A.Ş. AND ITS SUBSIDIARIES**  
**NOTES TO THE CONSOLIDATED FINANCIAL STATEMENTS**  
**FOR THE YEAR ENDED 31 DECEMBER 2020**

(Amounts expressed in thousands of Turkish Lira (TL) unless otherwise stated.)

**SECTION FOUR (Continued)**

**INFORMATION ON CONSOLIDATED FINANCIAL STRUCTURE AND RISK MANAGEMENT**  
**(Continued)**

**IV. Explanations related to consolidated interest rate risk (continued)**

*Average interest rates applied to monetary financial instruments: %*

	Euro	US Dollar	Yen	TL
<b>Current Period</b>				
<b>Assets</b>				
Cash (Cash in Vault, Foreign Currency Cash, Money in Transit, Checks Purchased) and Balances with the Central Bank of Turkey	-	-	-	12,00
Banks	1,64	1,11	-	16,57
Financial Assets at Fair Value Through Profit and Loss(2)	-	4,34	-	13,91
Money Market Placements	-	-	-	17,15
Available-for-Sale Financial Assets	2,68	5,19	-	11,91
Loans	4,70	5,57	-	15,35
Financial Assets Measured at Amortized Cost	-	5,60	-	13,31
<b>Liabilities</b>				
Bank Deposits	-	-	-	-
Other Deposits	-	-	-	-
Money Market Borrowings	0,12	0,26	-	17,08
Miscellaneous Payables	-	-	-	-
Marketable Securities Issued (1)	-	4,29	-	16,33
Borrower Funds	0,10	0,20	-	12,50
Funds Provided From Other Financial Institutions	1,06	1,49	-	11,81

(1) Includes Tier 2 subordinated bonds which are classified on the balance sheet as subordinated loans.

(2) Includes loans measured at fair value through profit or loss.



**TÜRKİYE SİNAİ KALKINMA BANKASI A.Ş. AND ITS SUBSIDIARIES**  
**NOTES TO THE CONSOLIDATED FINANCIAL STATEMENTS**  
**FOR THE YEAR ENDED 31 DECEMBER 2020**

(Amounts expressed in thousands of Turkish Lira (TL) unless otherwise stated.)

**SECTION FOUR (Continued)**

**INFORMATION ON CONSOLIDATED FINANCIAL STRUCTURE AND RISK MANAGEMENT**  
**(Continued)**

**IV. Explanations related to consolidated interest rate risk (continued)**

*Average interest rates applied to monetary financial instruments in prior period: %*

	Euro	US Dollar	Yen	TL
<b>Prior Period</b>				
<b>Assets</b>				
Cash (Cash in Vault, Foreign Currency Cash, Money in Transit, Checks Purchased) and Balances with the Central Bank of Turkey	-	-	-	-
Banks	0,80	1,55	-	7,60
Financial Assets at Fair Value Through Profit and Loss (2)	-	10,05	-	14,70
Money Market Placements	-	-	-	13,49
Available-for-Sale Financial Assets	4,24	4,76	-	17,49
Loans	4,59	6,72	-	17,04
Financial Assets Measured at Amortized Cost	-	5,59	-	12,45
<b>Liabilities</b>				
Bank Deposits	-	-	-	-
Other Deposits	-	-	-	-
Money Market Borrowings	0,12	2,24	-	10,96
Miscellaneous Payables	-	-	-	-
Marketable Securities Issued(1)	-	5,71	-	13,10
Borrower Funds	0,10	1,25	-	7,50
Funds Provided From Other Financial Institutions	1,11	2,88	-	10,79

(1) Includes Tier 2 subordinated bonds which are classified on the balance sheet as subordinated loans.

(2) Includes Loans at Fair value through profit or loss.

**V. Explanations related to consolidated stock position risk**

The Group is exposed to equity shares risk arising from investments on firms traded in Borsa Istanbul (BIST). Share certificate investments are almost used for trading purpose. However, these investments are not actively bought/sold by the Group. The Group classified its share certificate investments both as available for sale and as trading securities and net profit/loss of the Group is not affected unless the Group sell share certificates in portfolio of available for sale.

***Equity shares risk due from banking book***

Below is the comparison table of the Group's share certificate instruments' book value, fair value and market value.

Current Period	Comparison		
Share Certificate Investments	Book Value	Fair Value	Market Value
<b>Investment in Shares-Grade A</b>	<b>559.300</b>	<b>-</b>	<b>1.075.082</b>
Quoted	559.300	-	1.075.082

Prior Period	Comparison		
Share Certificate Investments	Book Value	Fair Value	Market Value
<b>Investment in Shares-Grade A</b>	<b>416.906</b>	<b>-</b>	<b>889.837</b>
Quoted	416.906	-	889.837

**TÜRKİYE SİNAİ KALKINMA BANKASI A.Ş. AND ITS SUBSIDIARIES**  
**NOTES TO THE CONSOLIDATED FINANCIAL STATEMENTS**  
**FOR THE YEAR ENDED 31 DECEMBER 2020**

(Amounts expressed in thousands of Turkish Lira (TL) unless otherwise stated.)

**SECTION FOUR (Continued)**

**INFORMATION ON CONSOLIDATED FINANCIAL STRUCTURE AND RISK MANAGEMENT**  
**(Continued)**

**V. Explanations related to consolidated stock position risk (continued)**

*Equity shares risk due from banking book (continued)*

On the basis of the following table, private equity investments in sufficiently diversified portfolios, type and amount of other risks, cumulative realized gains and losses arising from selling and liquidation in the current period, total unrealized gains and losses, total revaluation increases of trading positions on stock market and their amount that included to core capital and supplementary capital are shown.

Current Period	Realized Revenues and Losses in Period	Revaluation Value Increases		Unrealized Gains and Losses		
Portfolio		Total	Included in Core Capital	Total	Included in Core Capital	Included in Supplementary Capital
Private Equity Investments	-	-	-	-	-	-
Share Certificates Quoted on a Stock Exchange	-	106.442	106.442	-	-	-
Other Share Certificates	-	91.277	91.277	-	-	-
<b>Total</b>	-	<b>197.719</b>	<b>197.719</b>	-	-	-

Prior Period	Realized Revenues and Losses in Period	Revaluation Value Increases		Unrealized Gains and Losses		
Portfolio		Total	Included in Core Capital	Total	Included in Core Capital	Included in Supplementary Capital
Private Equity Investments	-	38.832	38.832	-	-	-
Share Certificates Quoted on a Stock Exchange	-	-	-	-	-	-
Other Share Certificates	-	-	-	-	-	-
<b>Total</b>	-	<b>38.832</b>	<b>38.832</b>	-	-	-

**TÜRKİYE SİNAİ KALKINMA BANKASI A.Ş. AND ITS SUBSIDIARIES**  
**NOTES TO THE CONSOLIDATED FINANCIAL STATEMENTS**  
**FOR THE YEAR ENDED 31 DECEMBER 2020**

(Amounts expressed in thousands of Turkish Lira (TL) unless otherwise stated.)

**SECTION FOUR (Continued)**

**INFORMATION ON CONSOLIDATED FINANCIAL STRUCTURE AND RISK MANAGEMENT**  
**(Continued)**

**VI. Consolidated liquidity risk management and coverage ratio**

**1. Explanations related to the consolidated liquidity risk**

**1.a Information about the governance of consolidated liquidity risk management, including: risk tolerance; structure and responsibilities for consolidated liquidity risk management; internal consolidated liquidity reporting; and communication of consolidated liquidity risk strategy, policies and practices across business lines and with the board of directors**

Liquidity risk management is conducted by Treasury Department in line with the strategies set by Asset and Liability Committee within the limits and policies approved by Board of Directors, and is monitored and controlled through reportings from Risk Management, Budget Planning and Financial Control Departments to Audit Committee, Board of Directors, Senior Management and relevant departments. The Bank's liquidity risk capacity is determined by the Bank's internal limits and the regulations on liquidity coverage ratio and liquidity adequacy. Regarding its risk appetite, in addition to legal limits, the Bank also applies internal limits for monitoring and controlling the liquidity risk.

Considering the Bank's strategies and competitive conditions, Asset and Liability Committee has the responsibility of taking the relevant decisions regarding optimal balance sheet management of the Bank, and monitoring the implementations. Treasury Department performs cash position management within the framework of the decisions taken at Asset and Liability Committee meetings.

The Risk Management Department reports to the Board of Directors and the Asset and Liability Committee regarding liquidity risk within the scope of internal limits and legal regulations. Additionally, liquidity stress tests are performed based on various scenarios and reported with their impact on legal limit utilization. Treasury Control Unit under the Budget Planning and Investor Relations Department also makes cash flow projection reportings to the Treasury Department and the Asset Liability Committee at certain periods and when needed.

As a result of the financial uncertainty caused by the coronavirus outbreak, liquidity management has been one of the top priorities of the Bank. According to the regulation published by the BRSA on 26 March 2020, for deposit banks; It was decided to provide flexibility in compliance with the minimum ratios of the Liquidity Coverage Ratio (LCR) and for development and investment banks ; in order to reduce the operational burden, it was decided to exempt the Liquidity Coverage Ratio (LCR) from the reporting obligations to the Agency until 1 January 2021.

The Bank continues to manage LCR within the framework of risk appetite by keeping its high quality liquid assets at a sufficient level.

**1.b Information on the centralization degree of consolidated liquidity management and funding strategy and the functioning between the Parent Bank and the Parent Bank's subsidiaries**

Within the scope of consolidation, liquidity management is not centralized and each subsidiary is responsible for its own liquidity management. However, the Bank monitors the liquidity risk of each subsidiary within the defined limits.

**1.c Information on the Parent Bank's funding strategy including the policies on funding types and variety of maturities**

Among the main funding sources of the Parent Bank, there are development bank credits, capital market transactions, syndicated loans, bilateral contractual resources, repo transactions and money market transactions and these sources are diversified to minimize the liquidity risk within the terms of market conditions. The funding planning based on those loans is performed long term such as a minimum of one year and the performance is monitored by the Asset and Liability Committee.

**TÜRKİYE SİNAİ KALKINMA BANKASI A.Ş. AND ITS SUBSIDIARIES**  
**NOTES TO THE CONSOLIDATED FINANCIAL STATEMENTS**  
**FOR THE YEAR ENDED 31 DECEMBER 2020**

(Amounts expressed in thousands of Turkish Lira (TL) unless otherwise stated.)

**SECTION FOUR (Continued)**

**INFORMATION ON CONSOLIDATED FINANCIAL STRUCTURE AND RISK MANAGEMENT**  
**(Continued)**

**VI. Consolidated liquidity risk management and coverage ratio (continued)**

**1. Explanations related to the consolidated liquidity risk (continued)**

**1.ç Information on liquidity management on the basis of currencies constituting a minimum of five percent of the Parent Bank's total liabilities:**

The Bank's obligations consist of Turkish Lira (TRY), US Dollar (USD) and Euro (EUR) currency types. Turkish Lira obligations mainly consist of equity and repurchase agreements, whereas foreign currency obligations consist of foreign currency credits, securities issued and repurchase agreements. All loans provided from foreign sources are in foreign currencies. For this reason, foreign resources can be used in TL funding by currency swap transactions when necessary.

**1.d Information on consolidated liquidity risk mitigation techniques:**

Liquidity limits are defined for the purpose of monitoring and keeping the risk under certain levels. The Bank monitors those limits' utilization and informs the Board of Directors, the Bank Senior Management and the relevant departments regularly. Regarding those limits, the Treasury Department performs the required transactions with the relevant cost and term composition in accordance with market conditions from the sources previously defined in Article C. The Parent Bank minimizes the liquidity risk by holding high quality liquid assets and diversification of funds.

**1.e Information on the use of stress tests**

Within the scope of liquidity stress tests, the deteriorations that may occur in the cash flow structure of the Parent Bank are assessed by the Bank's scenarios. The results are analyzed by taking into account the risk appetite and capacity of the Bank and reported to the senior management by the Risk Management Department ensuring the necessary actions are taken.

**1.f General information on urgent and unexpected consolidated liquidity situation plans:**

There is a Contingency Funding Plan for the contingent periods that arises beyond the Parent Bank's control. In a potential liquidity shortfall, Treasury Department is responsible from assessment, taking relevant actions and informing Parent Bank's Asset and Liability Committee. In contingent cases, to identify the liquidity risk arising, cashflow projections and funding requirement estimations are exercised based on various scenarios. To assess the stress scenarios, cashflow in terms of local currency is monitored regularly by Treasury Department. Scenario analysis on the Parent Bank's unencumbered sources are conducted daily. Transaction limits for organized markets are monitored timely and essential collateral amount to trade in those markets is withheld at hand. Repo transactions and/or available for sale portfolio securities in local and foreign currency that are major funding sources in shortfall periods for the Parent Bank are monitored consistently. In contingent periods outflows due to the irrevocable commitments, contingencies and derivative transactions can be deferred temporarily in a way that won't hurt the Bank's reputation. TSKB has the optionality of choosing one or more of the following for meeting its liquidity requirement that are selling liquid assets off, increasing short term borrowing, decreasing illiquid assets, increasing capital.

**TÜRKİYE SİNAİ KALKINMA BANKASI A.Ş. AND ITS SUBSIDIARIES**  
**NOTES TO THE CONSOLIDATED FINANCIAL STATEMENTS**  
**FOR THE YEAR ENDED 31 DECEMBER 2020**

(Amounts expressed in thousands of Turkish Lira (TL) unless otherwise stated.)

**SECTION FOUR (Continued)**

**INFORMATION ON CONSOLIDATED FINANCIAL STRUCTURE AND RISK MANAGEMENT**  
**(Continued)**

**VI. Consolidated liquidity risk management and coverage ratio (continued)**

**2. Consolidated Liquidity Coverage Ratio**

According to regulations which is published on 28948 numbered gazette on 21 March 2014 related to calculation of liquidity coverage ratio of banks, calculated liquidity coverage ratios are shown below. Including the reporting period for the last three months consolidated foreign currency and total liquidity coverage ratio and consolidated foreign currency and total liquidity coverage ratio's minimum and maximum levels are shown below by specified thereby weekly.

		Rate of “Percentage to be taken into account” not Implemented Total value		Rate of “Percentage to be taken into account” Implemented Total value	
Current Period		TL+FC	FC	TL+FC	FC
HIGH QUALITY LIQUID ASSETS (HQLA)					
1	High quality liquid assets			4.997.117	2.944.963
CASH OUTFLOWS					
2	Retail and Customers Deposits	1	-	-	-
3	Stable deposits	-	-	-	-
4	Less stable deposits	1	-	-	-
5	Unsecured Funding other than Retail and Small Business Customers Deposits	2.593.631	1.878.008	2.083.257	1.410.253
6	Operational deposits	78.520	69.244	19.630	17.311
7	Non-Operational Deposits	-	-	-	-
8	Other Unsecured Funding	2.515.111	1.808.764	2.063.627	1.392.942
9	Secured funding			-	-
10	Other Cash Outflows	406.530	527.005	406.530	527.005
11	Liquidity needs related to derivatives and market valuation changes on derivatives transactions	214.319	334.794	214.319	334.794
12	Debts related to the structured financial products	-	-	-	-
13	Commitment related to debts to financial markets and other off balance sheet liabilities	192.211	192.211	192.211	192.211
14	Commitments that are unconditionally revocable at any time by the Bank and other contractual commitments	29.416.447	24.952.180	1.470.822	1.247.609
15	Other irrevocable or conditionally revocable commitments	11.730.238	10.185.318	1.553.237	1.204.620
16	TOTAL CASH OUTFLOWS			5.513.846	4.389.487
CASH INFLOWS					
17	Secured Lending Transactions	3.792	-	-	-
18	Unsecured Lending Transactions	3.659.852	1.613.304	2.821.122	1.062.396
19	Other contractual cash inflows	123.933	1.915.001	123.933	1.915.001
20	TOTAL CASH INFLOWS	3.787.577	3.528.305	2.945.055	2.977.397
				Upper Limit Applied Amounts	
21	TOTAL HQLA STOCK			4.997.117	2.944.963
22	TOTAL NET CASH OUTFLOWS			2.568.791	1.412.090
23	Liquidity Coverage Ratio (%)			195	209

**TÜRKİYE SİNAİ KALKINMA BANKASI A.Ş. AND ITS SUBSIDIARIES**  
**NOTES TO THE CONSOLIDATED FINANCIAL STATEMENTS**  
**FOR THE YEAR ENDED 31 DECEMBER 2020**

(Amounts expressed in thousands of Turkish Lira (TL) unless otherwise stated.)

**SECTION FOUR (Continued)**

**INFORMATION ON CONSOLIDATED FINANCIAL STRUCTURE AND RISK MANAGEMENT**  
**(Continued)**

**VI. Consolidated liquidity risk management and coverage ratio (continued)**

**2. Consolidated Liquidity Coverage Ratio (continued):**

	Rate of “Percentage to be taken into account” not Implemented Total value		Rate of “Percentage to be taken into account” Implemented Total value	
	TL+FC	FC	TL+FC	FC
<b>Prior Period</b>				
<b>HIGH QUALITY LIQUID ASSETS (HQLA)</b>				
1 High quality liquid assets			3.898.392	1.730.885
<b>CASH OUTFLOWS</b>				
2 Retail and Customers Deposits	32	5	3	1
3 Stable deposits	-	-	-	-
4 Less stable deposits	32	5	3	1
5 Unsecured Funding other than Retail and Small Business Customers Deposits	2.849.085	2.182.738	2.451.920	1.795.976
6 Operational deposits	97.764	84.500	24.441	21.125
7 Non-Operational Deposits	-	-	-	-
8 Other Unsecured Funding	2.751.321	2.098.238	2.427.479	1.774.851
9 Secured funding			-	-
10 Other Cash Outflows	938.988	1.482.988	938.988	1.482.988
11 Liquidity needs related to derivatives and market valuation changes on derivatives transactions	761.155	1.305.155	761.155	1.305.155
12 Debts related to the structured financial products	-	-	-	-
13 Commitment related to debts to financial markets and other off balance sheet liabilities	177.833	177.833	177.833	177.833
14 Commitments that are unconditionally revocable at any time by the Bank and other contractual commitments	20.396.531	16.430.772	1.019.827	821.539
15 Other irrevocable or conditionally revocable commitments	8.485.985	6.800.318	1.194.592	751.330
16 <b>TOTAL CASH OUTFLOWS</b>			<b>5.605.330</b>	<b>4.851.834</b>
<b>CASH INFLOWS</b>				
17 Secured Lending Transactions	122.181	-	-	-
18 Unsecured Lending Transactions	3.195.805	1.977.707	2.419.361	1.449.493
19 Other contractual cash inflows	88.241	1.339.028	88.241	1.339.028
20 <b>TOTAL CASH INFLOWS</b>	<b>3.406.227</b>	<b>3.316.735</b>	<b>2.507.602</b>	<b>2.788.521</b>
			<b>Upper Limit Applied Amounts</b>	
21 <b>TOTAL HQLA STOCK</b>			<b>3.898.392</b>	<b>1.730.885</b>
22 <b>TOTAL NET CASH OUTFLOWS</b>			<b>3.097.728</b>	<b>2.063.313</b>
23 <b>Liquidity Coverage Ratio (%)</b>			<b>126</b>	<b>84</b>

**TÜRKİYE SİNAİ KALKINMA BANKASI A.Ş. AND ITS SUBSIDIARIES**  
**NOTES TO THE CONSOLIDATED FINANCIAL STATEMENTS**  
**FOR THE YEAR ENDED 31 DECEMBER 2020**

(Amounts expressed in thousands of Turkish Lira (TL) unless otherwise stated.)

**SECTION FOUR (Continued)**

**INFORMATION ON CONSOLIDATED FINANCIAL STRUCTURE AND RISK MANAGEMENT**  
**(Continued)**

**VI. Consolidated liquidity risk management and coverage ratio (continued)**

**3. Minimum explanations related to the liquidity coverage ratio by Banks:**

As per The Regulation on The Calculation of Liquidity Coverage Ratio, Liquidity Coverage Ratio is the ratio of high quality liquid assets to net cash outflows. For total and foreign currency limits 100% and minimum 80% are assigned on consolidated and unconsolidated basis respectively. For the development and investment banks, Banking Regulations and Supervision Agency decided to apply zero percent to the total and foreign currency consolidated and unconsolidated liquidity coverage ratios unless stated otherwise.

On 31/10/2020, 30/11/2020 and 31/12/2020, the Total Liquidity Coverage ratio is 187,20 , 176,58 and 231,19, respectively, while the Foreign Currency Liquidity Coverage ratio is 192,50 , 197,31 and that was realized at the level of 246,11.

In the Liquidity Coverage Ratio calculation, the items with the highest impact are high quality liquid assets, foreign funds and money market transactions. High quality liquid assets mainly consist of the required reserves held in the Central Bank of the Republic of Turkey and unencumbered securities issued by the Treasury.

Main funding source of the Parent Bank is long term loans attained from international financial institutions. The ratio of those loans in total funding is around 67%. The total ratio of the securities issued in purpose of funding diversification and loans attained through syndication loans in overall borrowing is 28%. 5% of the Parent Bank's total funding is provided from repurchase agreements.

30-day cash flows arising from derivative transactions are included in the calculation in accordance with the Regulation. The Bank also takes into consideration the liabilities depending on the possibility of changing the fair values of the derivative transactions in accordance with the Regulation.

**TÜRKİYE SİNAİ KALKINMA BANKASI A.Ş. AND ITS SUBSIDIARIES**  
**NOTES TO THE CONSOLIDATED FINANCIAL STATEMENTS**  
**FOR THE YEAR ENDED 31 DECEMBER 2020**

(Amounts expressed in thousands of Turkish Lira (TL) unless otherwise stated.)

**SECTION FOUR (Continued)**

**INFORMATION ON CONSOLIDATED FINANCIAL STRUCTURE AND RISK MANAGEMENT**  
**(Continued)**

**VI. Consolidated liquidity risk management and coverage ratio (continued)**

*Presentation of assets and liabilities according to their remaining maturities*

	<b>Demand</b>	<b>Up to 1 Month</b>	<b>1-3 Months</b>	<b>3-12 Months</b>	<b>1-5 Years</b>	<b>5 Years and Over</b>	<b>Undistributed (1)</b>	<b>Total</b>
<b>Current Period</b>								
<b>Assets</b>								
Cash (Cash in Vault, Foreign Currency Cash, Money in Transit, Checks Purchased) and Balances with the Central Bank of Turkey(2)	18	1.023.063	-	-	-	-	2	1.023.083
Banks(2)	129.795	290.951	7.699	-	-	-	-	428.445
Financial Assets at Fair Value Through Profit and Loss (3)	16.327	424.794	631.915	527.420	19.901	-	-	1.620.357
Money Market Placements(2)	-	629.779	423.971	370.281	-	-	-	1.424.031
Financial Assets at Fair Value Through Other Comprehensive Income (2)	-	-	395.105	429.959	2.121.425	1.486.316	169.334	4.602.139
Loans(2)	-	3.138.229	1.985.255	5.492.445	18.728.689	8.277.888	-	37.622.506
Financial Assets Measured at Amortized Cost (2)	-	304.369	-	-	2.298.737	476.758	-	3.079.864
Other Assets(2)	-	-	42.272	301.306	153.358	-	2.133.559	2.630.495
<b>Total Assets</b>	<b>146.140</b>	<b>5.811.185</b>	<b>3.486.217</b>	<b>7.121.411</b>	<b>23.322.110</b>	<b>10.240.962</b>	<b>2.302.895</b>	<b>52.430.920</b>
<b>Liabilities</b>								
Bank Deposits	-	-	-	-	-	-	-	-
Other Deposits	-	-	-	-	-	-	-	-
Funds Provided from Other Financial Institutions	-	467.522	688.499	5.003.422	13.503.479	12.669.288	-	32.332.210
Money Market Borrowings	-	1.390.126	-	-	-	-	-	1.390.126
Marketable Securities Issued (4)	-	367.103	98.885	2.458.324	7.837.577	-	-	10.761.889
Miscellaneous Payables	-	-	-	-	-	-	250.136	250.136
Other Liabilities	-	413.887	190.121	278.250	25.611	-	6.788.690	7.696.559
<b>Total Liabilities</b>	<b>-</b>	<b>2.638.638</b>	<b>977.505</b>	<b>7.739.996</b>	<b>21.366.667</b>	<b>12.669.288</b>	<b>7.038.826</b>	<b>52.430.920</b>
<b>Liquidity Gap</b>	<b>146.140</b>	<b>3.172.547</b>	<b>2.508.712</b>	<b>(618.585)</b>	<b>1.955.443</b>	<b>(2.428.326)</b>	<b>(4.735.931)</b>	<b>-</b>
Net Off-balance sheet Position	-	(64.216)	117.953	(72.020)	46.037	7.774	-	35.528
Financial Derivative Assets	-	1.986.891	2.085.736	5.536.697	15.268.806	3.179.750	-	28.057.880
Financial Derivative Liabilities	-	2.051.107	1.967.783	5.608.717	15.222.769	3.171.976	-	28.022.352
Non-cash Loans	-	260.744	336.541	2.535.054	525.831	978.073	302.595	4.938.838
<b>Prior Period</b>								
Total Assets	52.383	4.458.755	3.115.046	6.067.573	18.966.086	7.060.857	2.532.311	42.253.011
Total Liabilities	(342)	2.358.718	912.443	6.136.602	16.954.525	10.098.308	5.792.757	42.253.011
<b>Liquidity Gap</b>	<b>52.725</b>	<b>2.100.037</b>	<b>2.202.603</b>	<b>(69.029)</b>	<b>2.011.561</b>	<b>(3.037.451)</b>	<b>(3.260.446)</b>	<b>-</b>
<b>Net Off-balance sheet Position</b>	<b>-</b>	<b>(2.079)</b>	<b>(179.812)</b>	<b>311.081</b>	<b>306.043</b>	<b>(1.212)</b>	<b>-</b>	<b>434.021</b>
Financial Derivative Assets	-	3.421.629	2.036.215	6.244.197	12.887.416	3.742.034	-	28.331.491
Financial Derivative Liabilities	-	3.423.708	2.216.027	5.933.116	12.581.373	3.743.246	-	27.897.470
Non-cash Loans	-	-	-	1.805.069	1.240.149	1.085.958	416.540	4.547.716

(1) Amounts in investments in associates and subsidiaries, deferred tax asset, tangible and intangible assets, other assets, other miscellaneous liabilities, shareholders' equity, provisions and tax liability are presented in non-interest bearing column, in order to reconcile the total assets and liabilities on the balance sheet.

(2) Expected credit losses for stage 1 and stage 2 are netted off on the related maturity.

(3) Derivative financial assets and Loans measured at fair value through profit or loss.

(4) Includes Tier 2 subordinated bonds which are classified on the balance sheet as subordinated loans.



**TÜRKİYE SİNAİ KALKINMA BANKASI A.Ş. AND ITS SUBSIDIARIES**  
**NOTES TO THE CONSOLIDATED FINANCIAL STATEMENTS**  
**FOR THE YEAR ENDED 31 DECEMBER 2020**

(Amounts expressed in thousands of Turkish Lira (TL) unless otherwise stated.)

**SECTION FOUR (Continued)**

**INFORMATION ON CONSOLIDATED FINANCIAL STRUCTURE AND RISK MANAGEMENT**  
**(Continued)**

**VI. Consolidated liquidity risk management and coverage ratio (continued)**

*Analysis of financial liabilities by remaining contractual maturities*

In compliance with the Turkish Financial Reporting Standard No.7, the following table indicates the maturities of the Group's major financial liabilities which are not qualified as derivatives. The following tables have been prepared by referencing the earliest dates of capital outflows without discounting the financial liabilities.

<b>Current Period</b>	<b>Up to 1 Month</b>	<b>1-3 Months</b>	<b>3-12 Months</b>	<b>1-5 Years</b>	<b>Over 5 Years</b>	<b>Adjustments</b>	<b>Total</b>
<b>Liabilities</b>							
Funds Provided from Other Financial Institutions	465.626	680.570	5.302.500	14.474.510	13.401.621	(1.992.617)	32.332.210
Money Market Borrowings	1.392.448	-	-	-	-	(2.322)	1.390.126
Marketable Securities Issued	213.336	137.145	2.771.826	8.779.006	-	(1.139.424)	10.761.889
Funds	122.105	-	-	-	-	-	122.105
Leasing Liabilities	1.400	2.800	15.472	24.405	-	(11.188)	32.889
<b>Total</b>	<b>2.194.915</b>	<b>820.515</b>	<b>8.089.798</b>	<b>23.277.921</b>	<b>13.401.621</b>	<b>(3.145.551)</b>	<b>44.639.219</b>

<b>Prior Period</b>	<b>Up to 1 Month</b>	<b>1-3 Months</b>	<b>3-12 Months</b>	<b>1-5 Years</b>	<b>Over 5 Years</b>	<b>Adjustments</b>	<b>Total</b>
<b>Liabilities</b>							
Funds Provided from Other Financial Institutions	941.370	557.184	4.268.233	12.517.865	11.451.760	(3.108.087)	26.628.325
Money Market Borrowings	1.198.658	-	-	-	-	(1.291)	1.197.367
Marketable Securities Issued	56.942	175.394	2.353.430	6.326.035	-	(804.388)	8.107.413
Funds	58.950	-	-	-	-	-	58.950
Leasing Liabilities	17	33	1.559	3.639	17	(334)	4.913
<b>Total</b>	<b>2.255.937</b>	<b>732.611</b>	<b>6.623.222</b>	<b>18.847.539</b>	<b>11.451.777</b>	<b>(3.914.100)</b>	<b>35.996.968</b>

Analysis of contractual expiry by maturity of the Group's derivative financial instruments:

<b>Current Period</b>	<b>Up to 1 Month</b>	<b>1-3 Months</b>	<b>3-12 Months</b>	<b>1-5 Years</b>	<b>Over 5 Years</b>	<b>Total</b>
Swap Contracts	3.375.099	3.913.863	10.447.985	30.349.253	6.351.726	54.437.926
Forward Contracts	312.066	204.528	692.882	142.322	-	1.351.798
Futures Transactions	-	-	-	-	-	-
Options	200.474	77.460	-	-	-	277.934
Other	70	7.955	4.549	-	-	12.574
<b>Total</b>	<b>3.887.709</b>	<b>4.203.806</b>	<b>11.145.416</b>	<b>30.491.575</b>	<b>6.351.726</b>	<b>56.080.232</b>

<b>Prior Period</b>	<b>Up to 1 Month</b>	<b>1-3 Months</b>	<b>3-12 Months</b>	<b>1-5 Years</b>	<b>Over 5 Years</b>	<b>Total</b>
Swap Contracts	5.305.067	3.207.161	8.293.852	24.774.091	7.485.280	49.065.451
Forward Contracts	727.240	552.169	3.455.183	653.118	-	5.387.710
Futures Transactions	-	-	-	-	-	-
Options	813.030	492.912	428.278	41.580	-	1.775.800
Other	-	-	-	-	-	-
<b>Total</b>	<b>6.845.337</b>	<b>4.252.242</b>	<b>12.177.313</b>	<b>25.468.789</b>	<b>7.485.280</b>	<b>56.228.961</b>

**TÜRKİYE SİNAİ KALKINMA BANKASI A.Ş. AND ITS SUBSIDIARIES**  
**NOTES TO THE CONSOLIDATED FINANCIAL STATEMENTS**  
**FOR THE YEAR ENDED 31 DECEMBER 2020**

(Amounts expressed in thousands of Turkish Lira (TL) unless otherwise stated.)

**SECTION FOUR (Continued)**

**INFORMATION ON CONSOLIDATED FINANCIAL STRUCTURE AND RISK MANAGEMENT**  
**(Continued)**

**VII. Explanations related to consolidated leverage ratio**

**a) Information about the consolidated leverage ratio between current and prior periods**

The table related to calculation of leverage ratio in accordance with the principles of the “Regulation on Measurement and Evaluation of Banks’ Leverage Level” which is published on the Official Gazette no.28812 dated 5 November 2013 is given below. As of 31 December 2020, leverage ratio of the Group calculated from the arithmetic average of the three months is 9,41% (31 December 2019: 10,57%). Leverage ratio is almost on the same level in the current and prior period. Total balance sheet assets increased by 33,50% compare to prior period.

**b) Comparison table of total assets and total risk amounts in the financial statements prepared in accordance with TAS**

		<b>Current Period</b>	<b>Prior Period</b>
<b>1</b>	Total Amount of Asset and Risk Situated in The Consolidated Financial Statements Prepared in Accordance with TAS (2)	48.808.928	42.775.864
<b>2</b>	The difference between Total Amount of Asset in the Consolidated Financial Statements Prepared in Accordance with TAS and the Communiqué on Preparation of Consolidated Financial Statements of Banks (2)	(3.621.992)	522.853
<b>3</b>	The difference between total amount and total risk amount of derivative financial instruments with credit derivative in the Communiqué on Preparation of Consolidated Financial Statements of Banks (1)	(493.027)	(1.370.332)
<b>4</b>	The difference between total amount and total risk amount of risk investment securities or commodity collateral financing transactions in the Communiqué on Preparation of Consolidated Financial Statements of Banks (1)	1.200.339	1.238.940
<b>5</b>	The difference between total amount and total risk amount of off-balance sheet transactions in the Communiqué on Preparation of Consolidated Financial Statements of Banks (1)	(4.895.145)	(2.804.361)
<b>6</b>	The other differences between amount of assets and risk in the Communiqué on Preparation of Consolidated Financial Statements of Banks (1)	-	-
<b>7</b>	<b>Total Exposures (1)</b>	<b>63.317.246</b>	<b>47.826.907</b>

(1) The arithmetic average of the last 3 months in the related periods.

(2) The consolidated financial statements prepared in accordance with the sixth paragraph of the Article 5 in the Communiqué on Preparation of Consolidated Financial Statements of the Banks. 30 June 2020 figures used in this table for the current period due to consolidated financial statements prepared in accordance with TAS are not prepared as of the date of this report and 31 December 2019 figures used in this table for the prior period.

**c) Consolidated Leverage Ratio**

		<b>Current Period(1)</b>	<b>Prior Period(1)</b>
	<b>Balance sheet Assets</b>		
<b>1</b>	Balance sheet assets (excluding derivative financial assets and credit derivatives, including collaterals)	53.546.721	40.114.358
<b>2</b>	(Assets deducted from Core capital)	(118.123)	(92.635)
<b>3</b>	<b>Total risk amount of balance sheet assets (sum of lines 1 and 2)</b>	<b>53.428.598</b>	<b>40.021.723</b>
	<b>Derivative financial assets and credit derivatives</b>		
<b>4</b>	Cost of replenishment for derivative financial assets and credit derivatives	1.428.393	980.946
<b>5</b>	Potential credit risk amount of derivative financial assets and credit derivatives	405.140	389.386
<b>6</b>	<b>Total risk amount of derivative financial assets and credit derivatives (sum of lines 4 and 5)</b>	<b>1.833.533</b>	<b>1.370.332</b>
	<b>Financing transactions secured by marketable security or commodity</b>		
<b>7</b>	Risk amount of financing transactions secured by marketable security or commodity	477.433	572.591
<b>8</b>	Risk amount arising from intermediary transactions	208.372	129.806
<b>9</b>	<b>Total risk amount of financing transactions secured by marketable security or commodity (sum of lines 7 and 8)</b>	<b>685.805</b>	<b>702.397</b>
	<b>Off-balance sheet transactions</b>		
<b>10</b>	Gross notional amount of off-balance sheet transactions	12.264.455	8.536.816
<b>11</b>	(Correction amount due to multiplication with credit conversion rates)	(4.895.145)	(2.804.361)
<b>12</b>	<b>Total risk of off-balance sheet transactions (sum of lines 10 and 11)</b>	<b>7.369.310</b>	<b>5.732.455</b>
	<b>Capital and total risk</b>		
<b>13</b>	Core Capital	5.956.713	5.053.660
<b>14</b>	<b>Total risk amount (sum of lines 3, 6, 9 and 12)</b>	<b>63.317.246</b>	<b>47.826.907</b>
	<b>Leverage ratio</b>		
<b>15</b>	<b>Leverage ratio</b>	<b>9,41%</b>	<b>10,57%</b>

(1) The arithmetic average of the last three months in the related periods in accordance with BRSA Regulation.

**TÜRKİYE SİNAİ KALKINMA BANKASI A.Ş. AND ITS SUBSIDIARIES**  
**NOTES TO THE CONSOLIDATED FINANCIAL STATEMENTS**  
**FOR THE YEAR ENDED 31 DECEMBER 2020**

(Amounts expressed in thousands of Turkish Lira (TL) unless otherwise stated.)

**SECTION FOUR (Continued)**

**INFORMATION ON CONSOLIDATED FINANCIAL STRUCTURE AND RISK MANAGEMENT**  
**(Continued)**

**VIII. Explanations related to presentation of financial assets and liabilities at fair value**

The table below shows the carrying and fair values of the financial assets and liabilities in the consolidated financial statements of the Group.

	Carrying Value	Fair Value
	Current Period	Current Period
<b>Financial Assets</b>	<b>48.919.363</b>	<b>48.324.143</b>
Money Market Placements	1.424.176	1.424.176
Banks	429.465	429.465
Available-For-Sale Financial Assets	4.602.139	4.602.139
Held-To-Maturity Investments	3.083.059	3.146.815
Loans (1)	39.380.524	38.721.548
<b>Financial Liabilities</b>	<b>44.988.191</b>	<b>44.090.600</b>
Bank Deposits	-	-
Other Deposits	-	-
Funds Provided From Other Financial Institutions (3)	33.844.441	33.844.441
Marketable Securities Issued (2)	10.761.889	9.864.298
Miscellaneous Payables	381.861	381.861

(1) Loans include financial lease receivables.

(2) Includes Tier 2 subordinated bonds which are classified on the balance sheet as subordinated loans.

(3) Funds provided from other financial institutions include funds borrowed, borrower funds and money market borrowings.

	Carrying Value	Fair Value
	Prior Period	Prior Period
<b>Financial Assets</b>	<b>38.108.870</b>	<b>37.948.343</b>
Money Market Placements	526.286	526.251
Banks	257.692	256.879
Available-For-Sale Financial Assets	4.199.510	4.199.510
Held-To-Maturity Investments	2.585.160	2.552.348
Loans (1)	30.540.222	30.413.355
<b>Financial Liabilities</b>	<b>36.120.317</b>	<b>35.651.040</b>
Bank Deposits	-	-
Other Deposits	-	-
Funds Provided From Other Financial Institutions (3)	27.884.642	27.884.642
Marketable Securities Issued (2)	8.107.413	7.638.136
Miscellaneous Payables	128.262	128.262

(1) Loans include financial lease receivables.

(2) Includes Tier 2 subordinated bonds which are classified on the balance sheet as subordinated loans.

(3) Funds provided from other financial institutions include funds borrowed, borrower funds and money market borrowings.

The methodologies and assumptions used to determine fair values for those financial instruments which are not already recorded at fair value in the financial statements:

- i-** For the fair value calculation of loans, the prevailing interest rates as of the reporting date were used.
- ii-** For the fair value calculation of the balances with banks, the prevailing interest rates as of the reporting date were used.
- iii-** For the fair value calculation of held-to-maturity investments, quoted prices as of the reporting date were used.

**TÜRKİYE SİNAİ KALKINMA BANKASI A.Ş. AND ITS SUBSIDIARIES**  
**NOTES TO THE CONSOLIDATED FINANCIAL STATEMENTS**  
**FOR THE YEAR ENDED 31 DECEMBER 2020**

(Amounts expressed in thousands of Turkish Lira (TL) unless otherwise stated.)

**SECTION FOUR (Continued)**

**INFORMATION ON CONSOLIDATED FINANCIAL STRUCTURE AND RISK MANAGEMENT**  
**(Continued)**

**VIII. Explanations related to presentation of financial assets and liabilities at fair value (continued)**

**iv-** For the fair value calculation of marketable securities, market prices as of the reporting date were used.

The following table shows an analysis of financial instruments recorded at fair value, between those whose fair value is recorded on quoted market prices, those involving valuation techniques where all model inputs are observable in the market and, those where the valuation techniques involves the use of non observable inputs.

The table below analyses financial instruments carried at fair value, by valuation method.

- a) Quoted prices (unadjusted) in active markets for identical assets or liabilities (Level 1);  
b) Inputs other than quoted prices included within Level 1 that are observable for the asset or liability, either directly (as prices) or indirectly (derived from prices) (Level 2);  
c) Inputs for the asset or liability that are not based on observable market data (Level 3).

Current Period	Level I	Level II	Level III
<b>Financial Assets</b>			
Financial Assets at Fair Value Through Profit or Loss	4.152	12.602	-
Financial Assets at Fair Value Through Other Comprehensive Income	1.767.953	2.816.139	6.197
Loans at Fair Value Through Profit or Loss	-	-	263.097
Derivative Financial Assets Held-for-trading (1)	-	1.073.500	-
Derivative Financial Assets for Hedging Purposes (1)	-	262.699	-
<b>Financial Liabilities</b>			
Derivative Financial Liabilities Held-for-trading (2)	-	720.931	-
Derivative Financial Liabilities for Hedging Purposes (2)	-	154.049	-

(1) Positive differences from Derivative Financial Assets Held-for-trading and Derivative Financial Assets for Hedging Purposes are classified in "1.4.1 Derivative Financial Assets at Fair Value Through Profit or Loss" line in the balance sheet.

(2) Negative differences from Derivative Financial Liabilities Held-for-trading and Derivative Financial Liabilities for Hedging Purposes are classified in "7.1 Derivative Financial Liabilities at Fair Value Through Profit or Loss" line in the balance sheet.

Current Period	Level I	Level II	Level III
<b>Financial Assets</b>			
Financial Assets at Fair Value Through Profit or Loss	1	-	-
Financial Assets at Fair Value Through Other Comprehensive Income	3.947.295	84.814	149.268
Loans at Fair Value Through Profit or Loss	-	-	263.097
Derivative Financial Assets Held-for-trading (1)	-	894.448	-
Derivative Financial Assets for Hedging Purposes (1)	-	67.884	-
<b>Financial Liabilities</b>			
Derivative Financial Liabilities Held-for-trading (2)	-	467.798	-
Derivative Financial Liabilities for Hedging Purposes (2)	-	16.545	-

(1) Positive differences from Derivative Financial Assets Held-for-trading and Derivative Financial Assets for Hedging Purposes are classified in "1.4.1 Derivative Financial Assets at Fair Value Through Profit or Loss" line in the balance sheet.

(2) Negative differences from Derivative Financial Liabilities Held-for-trading and Derivative Financial Liabilities for Hedging Purposes are classified in "7.1 Derivative Financial Liabilities at Fair Value Through Profit or Loss" line in the balance sheet

**TÜRKİYE SİNAİ KALKINMA BANKASI A.Ş. AND ITS SUBSIDIARIES**  
**NOTES TO THE CONSOLIDATED FINANCIAL STATEMENTS**  
**FOR THE YEAR ENDED 31 DECEMBER 2020**

(Amounts expressed in thousands of Turkish Lira (TL) unless otherwise stated.)

**SECTION FOUR (Continued)**

**INFORMATION ON CONSOLIDATED FINANCIAL STRUCTURE AND RISK MANAGEMENT**  
**(Continued)**

**VIII. Explanations related to presentation of financial assets and liabilities at fair value (continued)**

Real estates which are presented in the financial statements at fair value are classified at level 2; investment properties of companies included in consolidation are classified at level 2 and level 3.

**IX. Explanations related to transactions made on behalf of others and fiduciary transactions**

The Parent Bank performs trading transactions on behalf of its customers, and gives custody, administration and consultancy services. The Parent Bank does not deal with fiduciary transactions.

**X. Explanations related to consolidated risk management**

**Linkages between financial statements and risk amounts**

The footnotes prepared in accordance with the "Regulation on Calculation Risk Management Disclosures", which was published in the Official Gazette No. 29511 of 23 October 2015 and entered into force as of 31 March 2016, and the disclosures pertaining thereto are provided in this section.

As the standard approach is utilized for the calculation of the capital adequacy of the Bank, no statement has been included as regards the methods based on internal models as per the relevant communiqué.

**Disclosures on the Risk management approach and risk-weighted amount**

Risk management approach of the Parent Bank allows for ensuring the establishment of a common risk culture covering the entire institution within the scope of the policies and codes of practice designated by the Board of Directors, for identifying risks in harmony with international arrangements and for performing the activities of measurement, analysis, monitoring and reporting accordingly.

Risk management process is structured within the scope of related policies and practice principals that creates a risk culture throughout the company and has a framework which is coherent with international regulations in the manner of evaluation, analyzing, monitoring, and reporting operations. Risk Management Department has been organized within the Bank so as to ensure compliance with the relevant policies, codes of practice and processes and to manage, in parallel with these policies, the risks the Bank is exposed to. Risk Management Department, the duties and responsibilities of which are designated through the regulations approved by the Board of Directors, carries out its activities through under the Audit Committee who serves independently from executive activities and executive units.

Risk Management Department develops the systems required within the process of risk management and carries out the relevant activities, monitors the compliance of risks with policies, standards, limits of the Bank and its risk appetite indicators and performs activities aimed at harmonization with the relevant legislation and the Basel criteria. Risk measurements are performed through the standard approaches for legal reporting and the advanced approaches are utilized internally.

Risk Management Department submits its detailed risk management reports prepared on monthly and quarterly basis to the Board of Directors via the Audit Committee. These reports cover measurements regarding main risks, stress tests and scenario analyses and the status of compliance with the identified limit levels and risk appetite indicators.

**TÜRKİYE SİNAİ KALKINMA BANKASI A.Ş. AND ITS SUBSIDIARIES**  
**NOTES TO THE CONSOLIDATED FINANCIAL STATEMENTS**  
**FOR THE YEAR ENDED 31 DECEMBER 2020**

(Amounts expressed in thousands of Turkish Lira (TL) unless otherwise stated.)

**SECTION FOUR (Continued)**

**INFORMATION ON CONSOLIDATED FINANCIAL STRUCTURE AND RISK MANAGEMENT**  
**(Continued)**

**X. Explanations related to consolidated risk management (continued)**

Prospective risk assessments are carried out by conducting periodical stress tests on loan, market and interest risks and the impact of results on the overall financial power of the Bank is evaluated. The relevant results are notified to the Audit Committee and contribute to the assessment of the financial structure of the Bank at the moment of stress. Stress test scenarios are determined by evaluating the impacts posed by previous economic crises on macroeconomic indicators and expectations from the upcoming period. By estimating the risks and capital position of the Bank within the upcoming period, various analyses are performed in terms of legal and internal capital adequacy ratios, and the ICAAP (Internal Capital Adequacy Assessment Process) report is submitted to the BRSA.

**Overview of risk weighted assets**

		Risk Weighted Amount		Minimum Capital Requirement
		Current Period	Prior Period	Current Period
1	Credit risk (excluding counterparty credit risk)	38.155.032	37.712.816	3.052.403
2	Standardised approach	38.155.032	37.712.816	3.052.403
3	Internal rating-based approach	-	-	-
4	Counterparty credit risk	1.777.595	1.410.715	142.208
5	Standardised approach for counterparty credit risk	1.777.595	1.410.715	142.208
6	Internal model method		-	
7	Basic risk weight approach to internal models equity position in the banking account		-	
8	Investments made in collective investment companies – look-through approach		-	
9	Investments made in collective investment companies – mandate-based approach		-	
10	Investments made in collective investment companies – 1250% weighted risk approach		-	
11	Settlement risk		-	
12	Securitization positions in banking accounts		-	
13	IRB ratings-based approach		-	
14	IRB supervisory formula approach		-	
15	Simplified supervisory formula approach		-	
16	Market risk	1.359.488	459.363	108.759
17	Standardised approach	1.359.488	459.363	108.954
18	Internal model approaches		-	
19	Operational risk	2.526.013	2.029.776	202.081
20	Basic indicator approach	2.526.013	2.029.776	202.081
21	Standard approach		-	
22	Advanced measurement approach		-	
23	The amount of the discount threshold under the equity (subject to a 250% risk weight)	1.517.470	1.229.443	121.398
24	Floor adjustment	-	-	
25	<b>Total (1+4+7+8+9+10+11+12+16+19+23+24)</b>	<b>45.335.598</b>	<b>42.842.113</b>	<b>3.626.849</b>

**TÜRKİYE SİNAİ KALKINMA BANKASI A.Ş. AND ITS SUBSIDIARIES**  
**NOTES TO THE CONSOLIDATED FINANCIAL STATEMENTS**  
**FOR THE YEAR ENDED 31 DECEMBER 2020**

(Amounts expressed in thousands of Turkish Lira (TL) unless otherwise stated.)

**SECTION FOUR (Continued)**

**INFORMATION ON CONSOLIDATED FINANCIAL STRUCTURE AND RISK MANAGEMENT (Continued)**

**X. Explanations related to consolidated risk management (continued)**

**Linkages between financial statements and risk amounts (continued)**

**Differences and linkage between scopes of accounting consolidation and regulated consolidation**

Current Period	Carrying values in financial statements prepared as per TAS (1)	Carrying values in consolidated financial statements prepared as per TAS	Carrying values of items in accordance with Turkish Accounting Standards				
			Subject to credit risk	Subject to counterparty credit risk	Securitization Positions	Subject to market risk	Not subject to capital requirements or subject to deduction from capital
<b>Assets</b>							
Cash and balances at Central Bank	217.161	1.023.083	1.023.629	-	-	-	-
Banks	1.146.422	428.446	429.465	-	-	-	-
Money Market Placements	1.360.383	1.424.031	1.423.507	670	-	670	-
Financial Assets at Fair Value Through Profit or Loss	271.285	279.851	263.097	-	-	31.814	-
Financial Assets at Fair Value Through Other Comprehensive Income	4.514.040	4.602.139	4.629.383	1.599.481	-	-	-
Financial Assets Measured at Amortized Cost	2.844.007	3.079.865	3.083.059	603.584	-	-	-
Derivative Financial Assets	1.382.969	1.340.506	-	1.340.505	-	566.619	-
Loans	33.924.681	37.439.605	39.174.799	-	-	-	-
Leasing Receivables	180.576	182.901	205.726	-	-	-	-
Factoring Receivables	-	-	-	-	-	-	-
Assets Held for Sale and Discontinued Operations	64.403	64.403	64.403	-	-	-	-
Associates (net)	496.746	625.893	625.893	-	-	-	62.518
Subsidiaries (net)	-	25.352	25.352	-	-	-	-
Joint-Ventures (net)	-	597	597	-	-	-	-
Tangible Assets (net)	345.940	380.662	379.471	-	-	-	1.191
Intangible Assets (net)	4.108	5.066	-	-	-	-	5.066
Investment Properties (net)	275.234	279.523	279.523	-	-	-	-
Tax Assets	258	78	78	-	-	-	-
Deferred Tax Assets	146.099	175.419	175.419	-	-	-	-
Other Assets	842.756	1.073.500	598.897	46.681	-	-	479.209
<b>Total Assets</b>	<b>48.017.068</b>	<b>52.430.920</b>	<b>52.382.488</b>	<b>3.590.921</b>	<b>-</b>	<b>599.103</b>	<b>547.984</b>

(1) The consolidated financial statements prepared in accordance with the sixth paragraph of the Article 5 in the Communiqué on Preparation of Consolidated Financial Statements of the Banks as at 30 June 2020 are used.

(2) The amount of the financial instruments included in the trading accounts in accordance with TAS within the scope of the "Regulation on Measurement and Assessment of Capital Adequacy of Banks", has been included.

**TÜRKİYE SİNAİ KALKINMA BANKASI A.Ş. AND ITS SUBSIDIARIES**  
**NOTES TO THE CONSOLIDATED FINANCIAL STATEMENTS**  
**FOR THE YEAR ENDED 31 DECEMBER 2020**

(Amounts expressed in thousands of Turkish Lira (TL) unless otherwise stated.)

**SECTION FOUR (Continued)**

**INFORMATION ON CONSOLIDATED FINANCIAL STRUCTURE AND RISK MANAGEMENT (Continued)**

**X. Explanations related to consolidated risk management (continued)**

**Linkages between financial statements and risk amounts (continued)**

**Differences and linkage between scopes of accounting consolidation and regulated consolidation (continued)**

Current Period	Carrying values in financial statements prepared as per TAS (1)	Carrying values in consolidated financial statements prepared as per TAS	Carrying values of items in accordance with Turkish Accounting Standards				
			Subject to credit risk	Subject to counterparty credit risk	Securitization Positions	Subject to market risk	Not subject to capital requirements or subject to deduction from capital
<b>Liabilities</b>							
Deposits	-	-	-	-	-	-	-
Funds Borrowed	29.724.623	32.332.210	-	824.813	-	-	31.507.397
Money Market Funds	1.136.838	1.390.126	-	960.076	-	-	430.050
Securities Issued	7.854.389	8.462.386	-	-	-	-	8.462.386
Funds	48.339	122.105	-	-	-	-	122.105
Financial Liabilities at Fair Value Through Profit or Loss	-	-	-	-	-	-	-
Derivative Financial Liabilities	591.029	874.980	-	-	-	491.732	383.248
Factoring Payables	-	-	-	-	-	-	-
Lease Payables	5.422	4.394	-	-	-	-	4.394
Provisions	150.615	274.778	-	-	-	-	274.778
Current Tax Liability	199.717	155.129	-	-	-	-	155.129
Deferred tax Liability	-	1.508	-	-	-	-	1.508
Liabilities for Assets Held for Sale and Discontinued Operations (net)	-	-	-	-	-	-	-
Subordinated Debts	2.152.755	2.299.503	-	-	-	-	2.299.503
Other Liabilities	532.803	383.032	-	-	-	-	383.032
Shareholders' Equity	5.620.538	6.130.769	-	-	-	-	6.130.769
<b>Total Liabilities</b>	<b>48.017.068</b>	<b>52.430.920</b>	<b>-</b>	<b>1.784.889</b>	<b>-</b>	<b>491.732</b>	<b>50.154.299</b>

(1) The consolidated financial statements prepared in accordance with the sixth paragraph of the Article 5 in the Communiqué on Preparation of Consolidated Financial Statements of the Banks as at 30 June 2020 are used.

(2) The amount of the financial instruments included in the trading accounts in accordance with TAS within the scope of the "Regulation on Measurement and Assessment of Capital Adequacy of Banks", has been included.



**TÜRKİYE SİNAİ KALKINMA BANKASI A.Ş. AND ITS SUBSIDIARIES**  
**NOTES TO THE CONSOLIDATED FINANCIAL STATEMENTS**  
**FOR THE YEAR ENDED 31 DECEMBER 2020**

(Amounts expressed in thousands of Turkish Lira (TL) unless otherwise stated.)

**SECTION FOUR (Continued)**

**INFORMATION ON CONSOLIDATED FINANCIAL STRUCTURE AND RISK MANAGEMENT (Continued)**

**X. Explanations related to consolidated risk management (continued)**

**Linkages between financial statements and risk amounts (continued)**

**Differences and linkage between scopes of accounting consolidation and regulated consolidation (continued)**

Prior Period  Assets	Carrying values in financial statements prepared as per TAS (1)	Carrying values in consolidated financial statements prepared as per TAS	Carrying values of items in accordance with Turkish Accounting Standards				
			Subject to credit risk	Subject to counterparty credit risk	Securitization Positions	Subject to market risk (2)	Not subject to capital requirements or subject to deduction from capital
Cash and Balances at Central Bank	927.005	803.612	804.041	-	-	-	-
Financial Assets Held for Trading	1.030.326	257.308	257.692	-	-	-	-
Financial Assets at Fair Value through Profit and Loss	1.127.319	526.251	525.628	658	-	658	-
Bank	327.270	278.918	263.097	-	-	15.821	-
Money Market Placements	3.689.318	4.186.273	4.186.273	2.073.648	-	-	-
Financial Assets Available-for-Sale (net)	2.254.801	2.581.799	2.585.160	431.344	-	-	-
Loans and Receivables	1.118.120	962.331	-	962.331	-	294.215	-
Factoring Receivables	29.594.910	30.655.975	31.516.616	-	-	-	-
Investment Held-to-Maturity (net)	123.244	106.310	128.874	-	-	-	-
Investment in Associates (net)	-	-	-	-	-	-	-
Investment in Subsidiaries (net)	-	64.403	64.403	-	-	-	-
Joint-Ventures (net)	450.153	465.976	465.976	-	-	-	-
Finance Lease Receivables	-	5.109	5.109	-	-	-	-
Derivative Financial Assets Held for Risk Management	-	2.250	2.250	-	-	-	-
Tangible Assets (net)	300.490	347.206	345.004	-	-	-	2.202
Intangible Assets (net)	3.956	5.074	-	-	-	-	5.074
Investment Properties	247.999	273.918	273.918	-	-	-	-
Tax Assets	454	255	255	-	-	-	-
Assets Held for Sale and Discontinued Operations (net)	31.259	39.930	39.930	-	-	-	-
Other Assets	702.163	690.113	648.976	42.567	-	-	-
<b>Total Assets</b>	<b>41.928.787</b>	<b>42.253.011</b>	<b>42.113.202</b>	<b>3.510.548</b>	-	<b>310.694</b>	<b>7.276</b>

(1) The consolidated financial statements prepared in accordance with the sixth paragraph of the Article 5 in the Communiqué on Preparation of Consolidated Financial Statements of the Banks as at 30 June 2019 are used.

(2) The amount of the financial instruments included in the trading accounts in accordance with TAS within the scope of the "Regulation on Measurement and Assessment of Capital Adequacy of Banks", has been included.

**TÜRKİYE SİNAİ KALKINMA BANKASI A.Ş. AND ITS SUBSIDIARIES**  
**NOTES TO THE CONSOLIDATED FINANCIAL STATEMENTS**  
**FOR THE YEAR ENDED 31 DECEMBER 2020**

(Amounts expressed in thousands of Turkish Lira (TL) unless otherwise stated.)

**SECTION FOUR (Continued)**

**INFORMATION ON CONSOLIDATED FINANCIAL STRUCTURE AND RISK MANAGEMENT (Continued)**

**X. Explanations related to consolidated risk management (continued)**

**Linkages between financial statements and risk amounts (continued)**

**Differences and linkage between scopes of accounting consolidation and regulated consolidation (continued)**

Prior Period  Liabilities	Carrying values in financial statements prepared as per TAS (1)	Carrying values in consolidated financial statements prepared as per TAS	Carrying values of items in accordance with Turkish Accounting Standards				
			Subject to credit risk	Subject to counterparty credit risk	Securitization Positions	Subject to market risk (2)	Not subject to capital requirements or subject to deduction from capital
Deposits	-	-	-	-	-	-	-
Funds Borrowed	25.907.225	26.628.325	-	913.928	-	-	25.714.397
Money Market Funds	391.731	1.197.367	-	1.031.214	-	-	166.153
Securities Issued	7.999.671	6.277.368	-	-	-	-	6.277.368
Funds	41.608	58.950	-	-	-	-	5.895
Financial Liabilities at Fair Value Through Profit or Loss	-	-	-	-	-	-	-
Derivative Financial Liabilities	602.204	484.834	-	-	-	231.689	253.145
Factoring Payables	-	-	-	-	-	-	-
Lease Payables	-	4.913	-	-	-	-	4.913
Provisions	142.916	264.166	-	-	-	-	264.166
Current Tax Liability	88.618	83.358	-	-	-	-	83.358
Deferred tax Liability	-	-	-	-	-	-	-
Liabilities for Assets Held for Sale and Discontinued Operations (net)	-	-	-	-	-	-	-
Subordinated Debts	1.785.961	1.830.045	-	-	-	-	1.830.045
Other Liabilities	289.956	244.696	-	-	-	-	244.696
Shareholders' Equity	4.678.897	5.178.989	-	-	-	-	5.178.989
<b>Total Liabilities</b>	<b>41.928.787</b>	<b>42.253.011</b>	<b>-</b>	<b>1.945.142</b>	<b>-</b>	<b>231.689</b>	<b>40.076.180</b>

(1) The consolidated financial statements prepared in accordance with the sixth paragraph of the Article 5 in the Communiqué on Preparation of Consolidated Financial Statements of the Banks as at 30 June 2019 are used.

(2) The amount of the financial instruments included in the trading accounts in accordance with TAS within the scope of the "Regulation on Measurement and Assessment of Capital Adequacy of Banks", has been included.

**TÜRKİYE SİNAİ KALKINMA BANKASI A.Ş. AND ITS SUBSIDIARIES**  
**NOTES TO THE CONSOLIDATED FINANCIAL STATEMENTS**  
**FOR THE YEAR ENDED 31 DECEMBER 2020**

(Amounts expressed in thousands of Turkish Lira (TL) unless otherwise stated.)

**SECTION FOUR (Continued)**

**INFORMATION ON CONSOLIDATED FINANCIAL STRUCTURE AND RISK MANAGEMENT (Continued)**

**X. Explanations related to consolidated risk management (continued)**

**Linkages between financial statements and risk amounts (continued)**

**The main sources of the differences between the risk amounts and the amounts assessed in accordance with TAS in the financial statements**

	<b>Current Period</b>	<b>Total</b>	<b>Credit Risk (1)</b>	<b>Securitization Positions</b>	<b>Counterparty credit risk (1)</b>	<b>Market risk (2)</b>
1	Asset carrying value amount under scope of regulatory consolidation	52.430.920	52.382.488	-	3.590.921	599.103
2	Liabilities carrying value amount under regulatory scope of consolidation	52.430.920	-	-	1.784.889	491.732
	<b>Total net amount</b>	<b>-</b>	<b>52.382.488</b>	<b>-</b>	<b>1.806.032</b>	<b>107.371</b>
3	Off-balance sheet amounts	67.887.160	4.662.617	-	464.339	-
4	Differences due to prudential filters	-	(4.226.271)	-	(56.937)	1.252.117
	<b>Risk Amounts</b>	<b>-</b>	<b>52.818.834</b>	<b>-</b>	<b>2.213.434</b>	<b>1.359.488</b>

(1)The risk amount before the Credit Risk Mitigation are given in credit risk and the counterparty credit risk.

(2)The valuation amounts of financial instruments included in trading accounts in accordance with TAS are included

	<b>Prior Period</b>	<b>Total</b>	<b>Credit Risk (1)</b>	<b>Securitization Positions</b>	<b>Counterparty credit risk (1)</b>	<b>Market risk (2)</b>
1	Asset carrying value amount under scope of regulatory consolidation	42.253.011	42.113.202	-	3.467.981	310.694
2	Liabilities carrying value amount under regulatory scope of consolidation	42.253.011	-	-	1.945.142	231.689
	<b>Total net amount</b>	<b>-</b>	<b>42.113.202</b>	<b>-</b>	<b>1.522.839</b>	<b>79.005</b>
3	Off-balance sheet amounts	65.271.742	3.957.333	-	393.837	-
4	Differences due to prudential filters	-	(451.674)	-	204.743	380.358
	<b>Risk Amounts</b>	<b>-</b>	<b>45.618.861</b>	<b>-</b>	<b>2.121.419</b>	<b>459.363</b>

(1)The risk amount before the Credit Risk Mitigation are given in credit risk and the counterparty credit risk.

(2) Gross position amounts included in the calculation of market risk are taken as basis.

**TÜRKİYE SİNAİ KALKINMA BANKASI A.Ş. AND ITS SUBSIDIARIES**  
**NOTES TO THE CONSOLIDATED FINANCIAL STATEMENTS**  
**FOR THE YEAR ENDED 31 DECEMBER 2020**

(Amounts expressed in thousands of Turkish Lira (TL) unless otherwise stated.)

**SECTION FOUR (Continued)**

**INFORMATION ON CONSOLIDATED FINANCIAL STRUCTURE AND RISK MANAGEMENT**  
**(Continued)**

**X. Explanations related to consolidated risk management (continued)**

**Linkages between financial statements and risk amounts (continued)**

**The differences between the risk amounts and the amounts assessed in accordance with TAS in the financial statements**

There is no major differences between the financial and regulatory scope of consolidation.

Difference between the amounts of assets within the scope of legal consolidation as valued in accordance with TAS and credit risk exposures results from the transactions which are not subject to credit risk. Difference between off-balance sheet exposures and credit risk exposures results from the application of credit conversion factors to off-balance sheet exposures in line with the Regulation on the Measurement and Assessment of the Capital Adequacy of Banks.

The Parent Bank takes into consideration the principles stipulated in Annex 3 of the Regulation on the Measurement and Assessment of the Capital Adequacy of Banks for all positions concerning its trading and banking book to be considered in the measurement of its fair value and capital adequacy. The Bank generally uses fair value as valuation methodology. Valuation methods are covered in detail under the title "VIII. Disclosures on financial assets" in section "Accounting Policies" of section three of the report.

**TÜRKİYE SİNAİ KALKINMA BANKASI A.Ş. AND ITS SUBSIDIARIES**  
**NOTES TO THE CONSOLIDATED FINANCIAL STATEMENTS**  
**FOR THE YEAR ENDED 31 DECEMBER 2020**

(Amounts expressed in thousands of Turkish Lira (TL) unless otherwise stated.)

**SECTION FOUR (Continued)**

**INFORMATION ON CONSOLIDATED FINANCIAL STRUCTURE AND RISK MANAGEMENT**  
**(Continued)**

**X. Explanations related to consolidated risk management (continued)**

**Explanations on credit risk**

**General qualitative information on credit risk**

Credit risk is the possibility of incurring losses due to the credit fulfill customer or the counterparty, with whom the Bank has made an agreement with, does not fulfill its obligations appropriately or is not able to meet these obligations. While the largest and most visible source of credit risk consists of the loans extended by the bank, other assets included in balance sheets, non-cash loans and commitments are also taken into consideration within the scope of credit risk.

Credit risk is measured and managed in accordance with the Credit Risk Policies developed within the scope of the Risk Management Policies of the Bank. In this sense, the structure and characteristics of a loan, the provisions of loan agreements and financial conditions, structure of the risk profile until the end of maturity in parallel with potential market trends, guarantees and collaterals, internal risk ratings and potential changes with regard to the ratings in the process of risk exposure and concentrations (a single company, a group of affiliated companies, sector, country etc.) are taken into consideration. Compliance with the limits and risk appetite levels determined by the Board of Directors is monitored. Credit risk is managed by loan allocation and loan monitoring units in the Bank. Creditworthiness of loan customers is monitored and reviewed on a regular basis. Credit limits are set by the Board of Directors, the credit committee of the bank and the loan management. The Bank receives a sufficient amount of collateral in return for the loans extended thereby and its other receivables.

Credit risk is measured, monitored and reported by the Risk Management Department. Concentrations in the loan portfolio, loan quality of the portfolio, collateral structure, measurements concerning capital adequacy, stress tests and scenario analyses and the level of compliance with limits are regularly reported to the Board of Directors and the senior management.

**Credit quality of assets**

	Gross Carrying Value in Financial Statements Prepared in Accordance with Turkish Accounting Standards (TAS)		Allowances/ amortization and impairments	Net Values (a+b+c)
	Defaulted (a)	Non-defaulted (b)		
<b>Current Period</b>			(c)	(d)
1 Loans	1.689.788	44.874.678	1.763.730	44.800.736
2 Debt Securities	-	7.549.482	30.031	7.519.451
3 Off-balance sheet exposures	4.430	11.835.680	33.182	11.806.928
4 <b>Total</b>	<b>1.694.218</b>	<b>64.259.840</b>	<b>1.826.943</b>	<b>64.127.115</b>

	Gross Carrying Value in Financial Statements Prepared in Accordance with Turkish Accounting Standards (TAS)		Allowances/ amortization and impairments	Net Values (a+b+c)
	Defaulted (a)	Non-defaulted (b)		
<b>Prior Period</b>			(c)	(d)
1 Loans	1.107.772	35.262.027	911.456	35.458.343
2 Debt Securities	-	6.701.268	46.404	6.654.864
3 Off-balance sheet exposures	2.964	9.064.438	24.621	9.042.781
4 <b>Total</b>	<b>1.110.736</b>	<b>51.027.733</b>	<b>982.481</b>	<b>51.155.988</b>

**TÜRKİYE SİNAİ KALKINMA BANKASI A.Ş. AND ITS SUBSIDIARIES**  
**NOTES TO THE CONSOLIDATED FINANCIAL STATEMENTS**  
**FOR THE YEAR ENDED 31 DECEMBER 2020**

(Amounts expressed in thousands of Turkish Lira (TL) unless otherwise stated.)

**SECTION FOUR (Continued)**

**INFORMATION ON CONSOLIDATED FINANCIAL STRUCTURE AND RISK MANAGEMENT**  
**(Continued)**

**X. Explanations related to consolidated risk management (continued)**

**Explanations related to credit risk (continued)**

**Changes in stock of default loans and debt securities**

	<b>Current Period</b>	<b>Balance</b>
1	<b>Defaulted loans and debt securities at end of the previous reporting</b>	<b>1.110.736</b>
2	Loans and debt securities that have defaulted since the last reporting period	443.178
3	Receivables back to non-defaulted status	-
4	Amounts written off	-
5	Other changes	140.304
6	<b>Defaulted loans and debt securities at end of the reporting period (1+2-3-4±5)</b>	<b>1.694.218</b>

	<b>Prior Period</b>	<b>Balance</b>
1	<b>Defaulted loans and debt securities at end of the previous reporting</b>	<b>600.174</b>
2	Loans and debt securities that have defaulted since the last reporting period	516.375
3	Receivables back to non-defaulted status	-
4	Amounts written off	-
5	Other changes	(5.813)
6	<b>Defaulted loans and debt securities at end of the reporting period (1+2-3-4±5)</b>	<b>1.110.736</b>

**Additional disclosure related to the credit quality of assets**

The Parent Bank considers stage 2 loans that collections of principal and interest payments have not been realized on due dates as past due in accordance with the “Regulation on Identification of and Provision against Non-Performing Loans and Other Receivables”.

Loans that collections of principal and interest payments are over due more than 90 days and losing creditworthiness is considered by the Parent Bank as impaired or provisioned loans.

General loan loss provision is calculated for past due loans; Specific provision is calculated for impaired loans. The methods used in determining the provision amounts are explained in Section Three Note VIII.

Refinancing and restructuring; is the replacement of one or several loans extended by the Parent Bank to a new loan that will cover the principal or interest payment in whole or in part due to the financial distress expected by the customer or the group in the present or future, or change the terms in the current loans to ensure that the debt can be paid.

**TÜRKİYE SİNAİ KALKINMA BANKASI A.Ş. AND ITS SUBSIDIARIES**  
**NOTES TO THE CONSOLIDATED FINANCIAL STATEMENTS**  
**FOR THE YEAR ENDED 31 DECEMBER 2020**

(Amounts expressed in thousands of Turkish Lira (TL) unless otherwise stated.)

**SECTION FOUR (Continued)**

**INFORMATION ON CONSOLIDATED FINANCIAL STRUCTURE AND RISK MANAGEMENT**  
**(Continued)**

**X. Explanations related to consolidated risk management (continued)**

**Explanations related to consolidated credit risk (continued)**

**Additional disclosure related to the credit quality of assets (continued)**

***Breakdown of receivables according to major regions, sectors and remaining maturities***

Breakdown of receivables by major regions, sectors and remaining maturities is included in footnotes under Section Four, Note II, "Explanations Related to Consolidated Credit Risk."

***Impaired loans on the basis of major regions and sectors and amounts written off corresponding provisions***

On the basis of major regions impaired loans of the bank consist of domestic receivables. On sectoral basis, the amount of the Bank's impaired loans and related provisions is presented in footnote II. "Information of major sectors or type of counterparties" under Section Four explanations consolidated credit risk explanations. The Parent Bank allocates 100% Provision for these receivables. The Bank has no written off receivables as of 31 December 2020 (31 December 2019: TL None).

***The aging analysis of the receivables past due***

The aging analysis of the receivables past due is presented in footnote under Section Four II. "Explanations related to consolidated credit risk".

**Credit Risk Mitigation**

**Qualitative disclosure on credit risk mitigation techniques**

In valuations made within the scope of credit risk mitigation techniques, the methods used in relation to the valuation and management of collateral are carried out in parallel with the Communiqué on Credit Risk Reduction Techniques. Offsetting is not used as credit risk reduction technique.

Financial collaterals are assessed on a daily basis at the Parent Bank. Depending on the use of the comprehensive financial guarantee method, the risk-mitigating effects of the collateral are taken into account by means of standard volatility adjustments. Valuations of real estate mortgages used in capital adequacy calculations are regularly reviewed. The value of the real estates is determined by the valuation institutions authorized by the CMB.

Major collaterals that can be used by the Bank within the scope of credit risk mitigation techniques are financial collaterals, guarantees and mortgages. In the report dated 31 December 2019, financial collaterals, guarantees and mortgages were used as the credit risk reduction technique in the calculation of credit risk exposure.

**TÜRKİYE SİNAİ KALKINMA BANKASI A.Ş. AND ITS SUBSIDIARIES**  
**NOTES TO THE CONSOLIDATED FINANCIAL STATEMENTS**  
**FOR THE YEAR ENDED 31 DECEMBER 2020**

(Amounts expressed in thousands of Turkish Lira (TL) unless otherwise stated.)

**SECTION FOUR (Continued)**

**INFORMATION ON CONSOLIDATED FINANCIAL STRUCTURE AND RISK MANAGEMENT**  
**(Continued)**

**X. Explanations related to consolidated risk management (continued)**

**Explanations related to credit risk (continued)**

**Credit risk mitigation techniques - Standard approach**

<b>Current Period</b>		<b>Exposures unsecured: value in accordance with TAS.</b>	<b>Exposures secured by collateral</b>	<b>Exposures secured by collateral, of which secured amount</b>	<b>Exposures secured by financial guarantees</b>	<b>Exposures secured by financial guarantees of which secured amount</b>	<b>Exposures secured by credit derivatives</b>	<b>Exposures secured by credit derivatives, of which secured amount</b>
1	Loans	41.770.396	2.888.533	1.857.223	114.347	96.653	-	-
2	Debt securities	7.549.281	-	-	-	-	-	-
3	<b>Total</b>	<b>49.319.677</b>	<b>2.888.533</b>	<b>1.857.223</b>	<b>114.347</b>	<b>96.653</b>	<b>-</b>	<b>-</b>
4	Of which default	1.689.788	-	-	-	-	-	-

<b>Prior Period</b>		<b>Exposures unsecured: value in accordance with TAS.</b>	<b>Exposures secured by collateral</b>	<b>Exposures secured by collateral, of which secured amount</b>	<b>Exposures secured by financial guarantees</b>	<b>Exposures secured by financial guarantees of which secured amount</b>	<b>Exposures secured by credit derivatives</b>	<b>Exposures secured by credit derivatives, of which secured amount</b>
1	Loans	33.363.272	1.904.349	1.647.757	190.722	146.979	-	-
2	Debt securities	6.654.864	-	-	-	-	-	-
3	<b>Total</b>	<b>40.018.136</b>	<b>1.904.349</b>	<b>1.647.757</b>	<b>190.722</b>	<b>146.979</b>	<b>-</b>	<b>-</b>
4	Of which default	1.107.772	-	-	-	-	-	-



**TÜRKİYE SİNAİ KALKINMA BANKASI A.Ş. AND ITS SUBSIDIARIES**  
**NOTES TO THE CONSOLIDATED FINANCIAL STATEMENTS**  
**FOR THE YEAR ENDED 31 DECEMBER 2020**

(Amounts expressed in thousands of Turkish Lira (TL) unless otherwise stated.)

**SECTION FOUR (Continued)**

**INFORMATION ON CONSOLIDATED FINANCIAL STRUCTURE AND RISK MANAGEMENT**  
**(Continued)**

**X. Explanations related to consolidated risk management (continued)**

**Explanations related to credit risk (continued)**

**Credit risk under standard approach**

***Qualitative disclosures on banks' use of external credit ratings under the standardised approach for credit risk***

The related disclosures are included in footnotes "Credit risk under standard approach" under Section Four, Note II "Explanations related to consolidated credit risk".

**Credit risk exposure and credit risk mitigation effects**

	Current Period	Exposures before credit conversion factor and credit risk mitigation		Exposures post credit conversion factor and credit risk mitigation		Risk weighted amount and risk weighted amount density	
		On-Balance sheet amount	Off-balance sheet amount	On-Balance sheet amount	Off-balance sheet amount	Risk weighted amount	Risk weighted amount density
	<b>Risk Groups</b>						
1	Exposures to sovereigns and their central banks	8.391.903	260.036	8.488.557	52.007	-	0%
2	Exposures to regional and local governments	3.000	-	600	-	300	50%
3	Exposures to administrative bodies and noncommercial entities	373	71.154	75	14.231	14.306	100%
4	Exposures to multilateral development banks	17.725	-	17.725	-	-	
5	Exposures to international organizations	-	-	-	-	-	
6	Exposures to banks and securities firms	3.904.207	362.384	3.165.594	23.698	1.090.801	38%
7	Exposures to corporates	32.850.329	34.971.333	32.753.631	3.900.007	34.189.147	93%
8	Retail exposures	-	-	-	-	-	
9	Exposures secured by residential real estate property	-	-	-	-	-	
10	Exposures secured by commercial real estate property	1.636.859	6.315	1.636.859	6.315	821.587	50%
11	Past due receivables	1.619.926	-	888.831	-	732.639	82%
12	Exposures in higher-risk categories	51.187	667.408	51.187	44.663	138.406	144%
13	Exposures in the form of bonds secured by mortgages	-	-	-	-	-	-
14	Short term exposures to banks, brokerage houses and corporates	-	-	-	-	-	-
15	Equity investments in the form of collective investment undertakings	6.171	-	6.171	-	6.171	100%
16	Other exposures	1.050.627	205.287	844.500	113.191	957.671	100%
17	Equity investments	810.992	-	810.992	-	1.721.474	212%
18	<b>Total</b>	<b>50.343.299</b>	<b>36.543.917</b>	<b>48.664.722</b>	<b>4.154.112</b>	<b>39.672.502</b>	<b>75%</b>

**TÜRKİYE SİNAİ KALKINMA BANKASI A.Ş. AND ITS SUBSIDIARIES**  
**NOTES TO THE CONSOLIDATED FINANCIAL STATEMENTS**  
**FOR THE YEAR ENDED 31 DECEMBER 2020**

(Amounts expressed in thousands of Turkish Lira (TL) unless otherwise stated.)

**SECTION FOUR (Continued)**

**INFORMATION ON CONSOLIDATED FINANCIAL STRUCTURE AND RISK MANAGEMENT**  
**(Continued)**

**X. Explanations related to consolidated risk management (continued)**

**Explanations related to credit risk (continued)**

**Credit risk under standard approach (continued)**

**Credit risk exposure and credit risk mitigation effects (continued)**

	Prior Period	Exposures before credit conversion factor and credit risk mitigation		Exposures post credit conversion factor and credit risk mitigation		Risk weighted amount and risk weighted amount density	
		On-Balance sheet amount	Off-balance sheet amount	On-Balance sheet amount	Off-balance sheet amount	Risk weighted amount	Risk weighted amount density
1	Exposures to sovereigns and their central banks	7.326.880	215.340	7.473.859	43.067	2.271.937	30%
2	Exposures to regional and local governments	-	3.000	-	3.000	1.500	50%
3	Exposures to administrative bodies and noncommercial entities	1	5.987	1	1.197	1.198	100%
4	Exposures to multilateral development banks	-	-	-	-	-	-
5	Exposures to international organizations	-	-	-	-	-	-
6	Exposures to banks and securities firms	2.149.055	1.246.894	2.149.055	207.598	1.529.146	65%
7	Exposures to corporates	28.386.532	26.713.210	28.221.805	3.470.616	31.140.209	98%
8	Retail exposures	-	-	-	-	-	-
9	Exposures secured by residential real estate property	-	-	-	-	-	-
10	Exposures secured by commercial real estate property	1.554.435	100.434	1.554.435	97.356	825.895	50%
11	Past due receivables	1.107.772	-	749.429	-	748.763	100%
12	Exposures in higher-risk categories	39.938	587.248	39.938	37.716	116.186	150%
13	Exposures in the form of bonds secured by mortgages	-	-	-	-	-	-
14	Short term exposures to banks, brokerage houses and corporates	-	-	-	-	-	-
15	Equity investments in the form of collective investment undertakings	-	-	-	-	-	-
16	Other exposures	894.287	118.188	818.699	96.782	915.451	100%
17	Equity investments	654.308	-	654.308	-	1.391.974	213%
18	<b>Total</b>	<b>42.113.208</b>	<b>28.990.301</b>	<b>41.661.529</b>	<b>3.957.332</b>	<b>38.942.259</b>	<b>85%</b>

**TÜRKİYE SİNAİ KALKINMA BANKASI A.Ş. AND ITS SUBSIDIARIES**  
**NOTES TO THE CONSOLIDATED FINANCIAL STATEMENTS**  
**FOR THE YEAR ENDED 31 DECEMBER 2020**

(Amounts expressed in thousands of Turkish Lira (TL) unless otherwise stated.)

**SECTION FOUR (Continued)**

**INFORMATION ON CONSOLIDATED FINANCIAL STRUCTURE AND RISK MANAGEMENT (Continued)**

**X. Explanations related to consolidated risk management (continued)**

**Explanations related to credit risk (continued)**

**Credit risk under standardised approach (continued)**

**Exposures by asset classes and risk weights**

	Current Period				50% Secured by Real Estate Property						Total Risk Amount (after CCR and CVA)
	Risk Groups/ Risk Weight	0%	10%	20%		75%	100%	150%	200%	250%	
1	Exposures to sovereigns and their central banks	8.540.564	-	-	-	-	-	-	-	-	8.540.564
2	Exposures to regional and local governments	-	-	-	600	-	-	-	-	-	600
3	Exposures to administrative bodies and noncommercial entities	-	-	-	-	-	14.306	-	-	-	14.306
4	Exposures to multilateral development banks	17.725	-	-	-	-	-	-	-	-	17.725
5	Exposures to international organizations	-	-	-	-	-	-	-	-	-	-
6	Exposures to banks and securities firms	-	-	1.776.632	1.354.371	-	58.289	-	-	-	3.189.292
7	Exposures to corporates	-	-	982.290	3.357.319	-	32.314.029	-	-	-	36.653.638
8	Retail exposures	-	-	-	-	-	-	-	-	-	-
9	Exposures secured by property	-	-	-	1.643.174	-	-	-	-	-	1.643.174
10	Past due receivables	-	-	-	314.061	-	573.093	1.677	-	-	888.831
11	Exposures in higher-risk categories	-	-	-	294	-	10.149	85.407	-	-	95.850
12	Exposures in the form of bonds secured by mortgages	-	-	-	-	-	-	-	-	-	-
13	Short term exposures to banks, brokerage houses and corporates	-	-	-	-	-	-	-	-	-	-
14	Equity investments in the form of collective investment undertakings	-	-	-	-	-	6.171	-	-	-	6.171
15	Equity investments	-	-	-	-	-	204.004	-	-	606.988	810.992
16	Other exposures	20	-	-	-	-	957.671	-	-	-	957.691
17	<b>Total</b>	<b>8.558.309</b>	<b>-</b>	<b>2.758.922</b>	<b>6.669.819</b>	<b>-</b>	<b>34.137.712</b>	<b>87.084</b>	<b>-</b>	<b>606.988</b>	<b>52.818.834</b>

**TÜRKİYE SİNAİ KALKINMA BANKASI A.Ş. AND ITS SUBSIDIARIES**  
**NOTES TO THE CONSOLIDATED FINANCIAL STATEMENTS**  
**FOR THE YEAR ENDED 31 DECEMBER 2020**

(Amounts expressed in thousands of Turkish Lira (TL) unless otherwise stated.)

**SECTION FOUR (Continued)**

**INFORMATION ON CONSOLIDATED FINANCIAL STRUCTURE AND RISK MANAGEMENT (Continued)**

**X. Explanations related to consolidated risk management (continued)**

**Explanations related to credit risk (continued)**

**Credit risk under standardised approach (continued)**

**Exposures by asset classes and risk weights (continued)**

	Prior Period				50% Secured by Real Estate Property						Total Risk Amount (after CCR and CVA)
	Risk Groups/ Risk Weight	0%	10%	20%	75%	100%	150%	200%	Others		
1	Exposures to sovereigns and their central banks	5.244.989	-	-	-	-	2.271.937	-	-	-	7.516.926
2	Exposures to regional and local governments	-	-	-	3.000	-	-	-	-	-	3.000
3	Exposures to administrative bodies and noncommercial entities	-	-	-	-	-	1.198	-	-	-	1.198
4	Exposures to multilateral development banks	-	-	-	-	-	-	-	-	-	-
5	Exposures to international organizations	-	-	-	-	-	-	-	-	-	-
6	Exposures to banks and securities firms	-	-	853.632	289.203	-	1.213.818	-	-	-	2.356.653
7	Exposures to corporates	-	-	576.608	181.851	-	30.933.962	-	-	-	31.692.421
8	Retail exposures	-	-	-	-	-	-	-	-	-	-
9	Exposures secured by property	-	-	-	1.651.791	-	-	-	-	-	1.651.791
10	Past due receivables	-	-	-	3.212	-	744.337	1.880	-	-	749.429
11	Exposures in higher-risk categories	-	-	-	294	-	-	77.360	-	-	77.654
12	Exposures in the form of bonds secured by mortgages	-	-	-	-	-	-	-	-	-	-
13	Short term exposures to banks, brokerage houses and corporates	-	-	-	-	-	-	-	-	-	-
14	Equity investments in the form of collective investment undertakings	-	-	-	-	-	-	-	-	-	-
15	Equity investments	-	-	-	-	-	162.531	-	-	491.777	654.308
16	Other exposures	30	-	-	-	-	915.451	-	-	-	915.481
17	Total	5.245.019	-	1.430.240	2.129.351	-	36.243.234	79.240	-	491.777	45.618.861

**TÜRKİYE SİNAİ KALKINMA BANKASI A.Ş. AND ITS SUBSIDIARIES**  
**NOTES TO THE CONSOLIDATED FINANCIAL STATEMENTS**  
**FOR THE YEAR ENDED 31 DECEMBER 2020**

(Amounts expressed in thousands of Turkish Lira (TL) unless otherwise stated.)

**SECTION FOUR (Continued)**

**INFORMATION ON CONSOLIDATED FINANCIAL STRUCTURE AND RISK MANAGEMENT (Continued)**

**X. Explanations related to consolidated risk management (continued)**

**Disclosures on counterparty credit risk (CCR)**

**Qualitative disclosures on CCR (continued)**

Counterparty credit risk is managed by monitoring the concentrations at various levels with regard to counterparty credit risks, the capital requirement imposed by the counterparty credit risk and the limits set by the Board of Directors for counterparty transactions. Moreover, the ratio of the counterparty credit risk exposure to total risk-weighted assets has been identified as a risk appetite indicator.

Counterparty credit risk resulting from repurchase transactions, securities and commodities lending transactions and derivatives transactions is calculated within the framework of Annex 2 of the Regulation on the Measurement and Assessment of the Capital Adequacy of Banks. Fair Value Valuation Method is applied for derivatives transactions. Risk exposure of derivative transactions is equal to the sum of replacement cost and potential credit risk amount. Besides, capital requirement is also calculated for credit valuation adjustment (CVA) risk in relation to derivatives transactions. For repurchase and securities lending transactions risk amount is calculated considering volatility and credit quality level.

Derivatives transactions executed with counterparties are carried out within the scope of "ISDA" and "CSA" agreements. These agreements contain the same collateralization provisions for our Bank and counterparties and daily collateral settlement is performed.

**Analysis of counterparty credit risk (CCR) exposure by approach**

		Replacement cost	Potential future exposure	EEPE	Alpha used for computing regulatory exposure at default	Exposure at default post Credit risk mitigation	Risk weighted amount
	<b>Current Period</b>						
1	Standardised Approach (for derivatives)	1.101.328	379.902	-	-	1.481.229	930.913
2	Internal Model Method (for repo transactions, securities or commodity lending or borrowing transactions, long settlement transactions and securities financing transactions)	-	-	-	-	-	-
3	Simple Approach for credit risk mitigation (for repo transactions, securities or commodity lending or borrowing transactions, long settlement transactions and securities financing transactions)	-	-	-	-	-	-
4	Comprehensive Approach for credit risk mitigation (for repo transactions, securities or commodity lending or borrowing transactions, long settlement transactions and securities financing transactions)	-	-	-	-	475.250	276.420
5	Value-at-Risk (VaR) for repo transactions, securities or commodity lending or borrowing transactions, long settlement transactions and securities financing transactions	-	-	-	-	-	-
6	<b>Total</b>	-	-	-	-	-	<b>1.207.333</b>

**TÜRKİYE SİNAİ KALKINMA BANKASI A.Ş. AND ITS SUBSIDIARIES**  
**NOTES TO THE CONSOLIDATED FINANCIAL STATEMENTS**  
**FOR THE YEAR ENDED 31 DECEMBER 2020**

(Amounts expressed in thousands of Turkish Lira (TL) unless otherwise stated.)

**SECTION FOUR (Continued)**

**INFORMATION ON CONSOLIDATED FINANCIAL STRUCTURE AND RISK MANAGEMENT**  
**(Continued)**

**X. Explanations related to consolidated risk management (continued)**

**Disclosures on counterparty credit risk (CCR) (continued)**

**Analysis of counterparty credit risk (CCR) exposure by approach (continued)**

	Prior Period	Replacement cost	Potential future exposure	EEPE	Alpha used for computing regulatory exposure at default	Exposure at default post Credit risk mitigation	Risk weighted amount
1	Standardised Approach (for derivatives)	884.274	339.099	-	-	1.223.373	728.726
2	Internal Model Method (for repo transactions, securities or commodity lending or borrowing transactions, long settlement transactions and securities financing transactions)	-	-	-	-	-	-
3	Simple Approach for credit risk mitigation (for repo transactions, securities or commodity lending or borrowing transactions, long settlement transactions and securities financing transactions)	-	-	-	-	-	-
4	Comprehensive Approach for credit risk mitigation (for repo transactions, securities or commodity lending or borrowing transactions, long settlement transactions and securities financing transactions)	-	-	-	-	749.803	294.788
5	Value-at-Risk (VaR) for repo transactions, securities or commodity lending or borrowing transactions, long settlement transactions and securities financing transactions	-	-	-	-	-	-
6	<b>Total</b>	-	-	-	-	-	<b>1.023.514</b>

**Credit valuation adjustment (CVA) for capital charge**

	Current Period	Exposure at default post-credit risk mitigation techniques	Risk weighted amount
	Total portfolios subject to the Advanced CVA capital charge	-	-
1	(i) VaR component (including the 3*multiplier)	-	-
2	(ii) Stressed VaR component (including the 3*multiplier)	-	-
3	All portfolios subject to the Standardised CVA capital charge	1.481.229	562.318
4	<b>Total subject to the CVA capital charge</b>	<b>1.481.229</b>	<b>562.318</b>

	Prior Period	Exposure at default post-credit risk mitigation techniques	Risk weighted amount
	Total portfolios subject to the Advanced CVA capital charge	-	-
1	(i) VaR component (including the 3*multiplier)	-	-
2	(ii) Stressed VaR component (including the 3*multiplier)	-	-
3	All portfolios subject to the Standardised CVA capital charge	1.223.373	381.915
4	<b>Total subject to the CVA capital charge</b>	<b>1.223.373</b>	<b>381.915</b>

**TÜRKİYE SİNAİ KALKINMA BANKASI A.Ş. AND ITS SUBSIDIARIES**  
**NOTES TO THE CONSOLIDATED FINANCIAL STATEMENTS**  
**FOR THE YEAR ENDED 31 DECEMBER 2020**

(Amounts expressed in thousands of Turkish Lira (TL) unless otherwise stated.)

**SECTION FOUR (Continued)**

**INFORMATION ON CONSOLIDATED FINANCIAL STRUCTURE AND RISK MANAGEMENT**  
**(Continued)**

**X. Explanations related to consolidated risk management (continued)**

**Explanations on counterparty credit risk (CCR)**

**Standardised approach – Counterparty credit risk exposures by regulatory portfolio and risk weights**

Current Period Risk Weight									
Risk Groups	0%	10%	20%	50%	75%	100%	150%	Other	Total credit exposure(1)
Exposures to sovereigns and their central banks	13.982	-	-	-	-	-	-	-	13.982
Exposures to regional and local governments	-	-	-	-	-	-	-	-	-
Exposures to administrative bodies and noncommercial entities	-	-	-	-	-	175	-	-	175
Exposures to multilateral development banks	-	-	-	-	-	-	-	-	-
Exposures to international organizations	-	-	-	-	-	-	-	-	-
Exposures to banks and securities firms	-	-	317.248	940.793	-	-	-	-	1.258.041
Exposures to corporates	-	-	-	21.937	-	661.238	-	-	683.175
Retail exposures	-	-	-	-	-	-	-	-	-
Exposures secured by property	-	-	-	-	-	-	-	-	-
Past due receivables	-	-	-	-	-	-	-	-	-
Exposures in higher-risk categories	-	-	-	-	-	-	-	-	-
Exposures in the form of bonds secured by mortgages	-	-	-	-	-	-	-	-	-
Securitization positions	-	-	-	-	-	-	-	-	-
Short term exposures to banks, brokerage houses and corporates	-	-	-	-	-	-	-	-	-
Equity investments in the form of collective investment undertakings	-	-	-	-	-	-	-	-	-
Equity investments	-	-	-	-	-	-	-	-	-
Other exposures	-	-	-	-	-	1.106	-	-	1.106
Other assets	-	-	-	-	-	-	-	-	-
<b>Total</b>	<b>13.982</b>	<b>-</b>	<b>317.248</b>	<b>962.730</b>	<b>-</b>	<b>662.519</b>	<b>-</b>	<b>-</b>	<b>1.956.479</b>

(1) Total Credit Exposures Amount: The amount which is related to capital adequacy calculation after implementation of counter party credit risk mitigation techniques.

**TÜRKİYE SİNAİ KALKINMA BANKASI A.Ş. AND ITS SUBSIDIARIES**  
**NOTES TO THE CONSOLIDATED FINANCIAL STATEMENTS**  
**FOR THE YEAR ENDED 31 DECEMBER 2020**

(Amounts expressed in thousands of Turkish Lira (TL) unless otherwise stated.)

**SECTION FOUR (Continued)**

**INFORMATION ON CONSOLIDATED FINANCIAL STRUCTURE AND RISK MANAGEMENT**  
**(Continued)**

**X. Explanations related to consolidated risk management (continued)**

**Explanations on counterparty credit risk (CCR) (continued)**

**Standardised approach – Counterparty credit risk exposures by regulatory portfolio and risk weights (continued)**

Prior Period									
Risk Weight									
Risk Classes	0%	10%	20%	50%	75%	100%	150%	Other	Total credit exposure(1)
Exposures to sovereigns and their central banks	-	-	-	-	-	2.696	-	-	2.696
Exposures to regional and local governments	-	-	-	-	-	-	-	-	-
Exposures to administrative bodies and noncommercial entities	-	-	-	-	-	4.914	-	-	4.914
Exposures to multilateral development banks	-	-	-	-	-	-	-	-	-
Exposures to international organizations	-	-	-	-	-	-	-	-	-
Exposures to banks and securities firms	-	-	547.577	1.023.200	-	7.550	-	-	1.578.327
Exposures to corporates	-	-	-	-	-	386.465	-	-	386.465
Retail exposures	-	-	-	-	-	-	-	-	-
Exposures secured by property	-	-	-	-	-	-	-	-	-
Past due receivables	-	-	-	-	-	-	-	-	-
Exposures in higher-risk categories	-	-	-	-	-	-	-	-	-
Exposures in the form of bonds secured by mortgages	-	-	-	-	-	-	-	-	-
Securitization positions	-	-	-	-	-	-	-	-	-
Short term exposures to banks, brokerage houses and corporates	-	-	-	-	-	-	-	-	-
Equity investments in the form of collective investment undertakings	-	-	-	-	-	-	-	-	-
Equity investments	-	-	-	-	-	-	-	-	-
Other exposures	-	-	-	-	-	-	-	-	-
Other assets	-	-	-	-	-	773	-	-	773
<b>Total</b>	-	-	<b>547.577</b>	<b>1.023.200</b>	-	<b>402.398</b>	-	-	<b>1.973.175</b>

(1) Total Credit Exposures Amount: The amount which is related to capital adequacy calculation after implementation of counter party credit risk mitigation techniques.



**TÜRKİYE SİNAİ KALKINMA BANKASI A.Ş. AND ITS SUBSIDIARIES**  
**NOTES TO THE CONSOLIDATED FINANCIAL STATEMENTS**  
**FOR THE YEAR ENDED 31 DECEMBER 2020**

(Amounts expressed in thousands of Turkish Lira (TL) unless otherwise stated.)

**SECTION FOUR (Continued)**

**INFORMATION ON CONSOLIDATED FINANCIAL STRUCTURE AND RISK MANAGEMENT**  
**(Continued)**

**X. Explanations related to consolidated risk management (continued)**

**Disclosures on counterparty credit risk (CCR) (continued)**

**Collaterals used for CCR**

Current Period	Derivative Financial Instrument Collaterals				Other Instrument Collaterals	
	Collaterals received		Collaterals given		Collaterals received	Collaterals given
	Segregated	Unsegregated	Segregated	Unsegregated		
Cash – domestic currency	-	-	-	-	727.356	-
Cash – foreign currency	-	-	-	-	996.528	-
Domestic sovereign debt	-	-	-	-	670	-
Other sovereign debt	-	-	-	-	-	-
Government agency debt	-	-	-	-	-	-
Corporate bonds	-	-	-	-	-	-
Equity securities	-	-	-	-	-	-
Other collateral	-	-	-	-	-	-
<b>Total</b>	-	-	-	-	<b>1.724.554</b>	-

Prior Period	Derivative Financial Instrument Collaterals				Other Instrument Collaterals	
	Collaterals received		Collaterals given		Collaterals received	Collaterals given
	Segregated	Unsegregated	Segregated	Unsegregated		
Cash – domestic currency	-	-	-	-	491.072	-
Cash – foreign currency	-	-	-	-	1.454.070	-
Domestic sovereign debt	-	-	-	-	658	-
Other sovereign debt	-	-	-	-	-	-
Government agency debt	-	-	-	-	-	-
Corporate bonds	-	-	-	-	-	-
Equity securities	-	-	-	-	-	-
Other collateral	-	-	-	-	-	-
<b>Total</b>	-	-	-	-	<b>1.945.800</b>	-

**Credit derivatives**

None (31 December 2019 : None).

**TÜRKİYE SİNAİ KALKINMA BANKASI A.Ş. AND ITS SUBSIDIARIES**  
**NOTES TO THE CONSOLIDATED FINANCIAL STATEMENTS**  
**FOR THE YEAR ENDED 31 DECEMBER 2020**

(Amounts expressed in thousands of Turkish Lira (TL) unless otherwise stated.)

**SECTION FOUR (Continued)**

**INFORMATION ON CONSOLIDATED FINANCIAL STRUCTURE AND RISK MANAGEMENT**  
**(Continued)**

**X. Explanations related to consolidated risk management (continued)**

**Exposure to central counterparties (CCP)**

	Current Period		Prior Period	
	Exposure at Default Post – CRM	RWA	Exposure at Default Post – CRM	RWA
<b>Exposure to Qualified Central Counterparties (QCCPs) Total</b>	361.685	7.945	241.802	5.281
Exposures for trades at QCCPs (excluding initial margin and default fund contributions) of which	256.955	5.138	148.244	2.964
(i) OTC Derivatives	255.166	5.103	127.470	2.549
(ii) Exchange-traded Derivatives	1.780	35	5.324	106
(iii) Securities financing transactions	9	-	15.449	309
(iv) Netting sets where cross-product netting has been approved	-	-	-	-
Segregated initial margin	28.350	-	22.880	-
Non-segregated initial margin	-	-	-	-
Pre-funded default fund contributions	76.380	2.807	70.678	2.317
Unfunded default fund contributions	-	-	-	-
<b>Exposures to non- Central Counterparties (QCCPs) Total</b>	-	-	-	-
Exposures for trades at non-QCCPs (excluding initial margin and default fund contributions); of which	-	-	-	-
(i) OTC Derivatives	-	-	-	-
(ii) Exchange-traded Derivatives	-	-	-	-
(iii) Securities financing transactions	-	-	-	-
(iv) Netting sets where cross-product netting has been approved	-	-	-	-
Segregated initial margin	-	-	-	-
Non-segregated initial margin	-	-	-	-
Pre-funded default fund contributions	-	-	-	-
Unfunded default fund contributions	-	-	-	-

**Explanations on securitizations**

None (31 December 2019 : None).

**TÜRKİYE SİNAİ KALKINMA BANKASI A.Ş. AND ITS SUBSIDIARIES**  
**NOTES TO THE CONSOLIDATED FINANCIAL STATEMENTS**  
**FOR THE YEAR ENDED 31 DECEMBER 2020**

(Amounts expressed in thousands of Turkish Lira (TL) unless otherwise stated.)

**SECTION FOUR (Continued)**

**INFORMATION ON CONSOLIDATED FINANCIAL STRUCTURE AND RISK MANAGEMENT**  
**(Continued)**

**X. Explanations related to consolidated risk management (continued)**

**Disclosures on market risk**

**Qualitative information to be disclosed to public concerning market risk**

Market risk is the possibility of a risk being incurred by the portfolio or position accepted within the scope of trading portfolio as a result of interest rates, equity prices, commodity prices in financial markets and exchange rate fluctuations. The purpose of market risk management is to manage, within the appropriate parameters, the risks which the Bank might be exposed to with a proactive approach and thus maximize the Bank's risk adjusted return.

Interest rate, exchange rate, stock and commodity price risks are the major elements of market risk. In order to control these risks in a healthy manner the core principal is to manage transactions carried out in money and capital markets such that they do not form concentration in terms of instrument, maturity, currency, interest type and other similar parameters, and in a "well diversified" manner in accordance with their risk levels. Moreover, the creditworthiness of issuers of financial instruments causing market risk is monitored carefully. Market Risk is managed by using consistent risk measurements and criteria fluctuation level of interest rates and/or prices and Value at Risk calculations, establishing appropriate procedures for control and monitoring compliance with identified risk limits and risk appetite.

Market risk measurement, monitoring and reporting is carried out by the Risk Management Department. In the calculation of the market risk, the Bank uses two basic approaches as the BRSA Standard Method and Risk Value of Return (VaR) approach. The standard method is applied in the calculation of capital adequacy on a monthly basis. VaR calculations are performed periodically and are reported to the senior management. Monte Carlo simulation method is used for VaR calculations. The VaR model is based on the assumptions of a 99% confidence interval and a 1-day holding period, and the accuracy of the model is assured by back-testing which is based on the comparison of calculated VaR Value against incurred losses. Besides, stress tests are conducted so as to identify the impacts on VaR which will be highly damaging, although their occurrence is a low possibility.

In addition to the activities of the Risk Management Department, the Treasury Control Unit also reports daily positions and limit use status to the senior management.

**Market Risk-standard approach**

		<b>Risk Weighted Amount (RWA)</b>	
		<b>Current Period</b>	<b>Prior Period</b>
	<b>Outright products</b>	-	-
1	Interest rate risk (general and specific)	275.475	257.900
2	Equity risk (general and specific)	8.663	-
3	Foreign exchange risk	1.075.350	201.301
4	Commodity risk	-	-
	<b>Options</b>		
5	Simplified approach	-	-
6	Delta-plus method	-	162
7	Scenario approach	-	-
8	Securitisation	-	-
9	<b>Total</b>	<b>1.359.488</b>	<b>459.363</b>

**TÜRKİYE SİNAİ KALKINMA BANKASI A.Ş. AND ITS SUBSIDIARIES**  
**NOTES TO THE CONSOLIDATED FINANCIAL STATEMENTS**  
**FOR THE YEAR ENDED 31 DECEMBER 2020**

(Amounts expressed in thousands of Turkish Lira (TL) unless otherwise stated.)

**SECTION FOUR (Continued)**

**INFORMATION ON CONSOLIDATED FINANCIAL STRUCTURE AND RISK MANAGEMENT**  
**(Continued)**

**X. Explanations related to consolidated risk management (continued)**

**Disclosure on operational risk**

**Information to be disclosed to the public regarding operational risk**

Operational Risk Exposure is measured in the Bank once a year by using the Basic Indicator Method based on the "Regulation on the Measurement and Assessment of the Capital Adequacy of Banks".

	31/12/2017	31/12/2018	31/12/2019	Total/No. of years of positive gross	Rate (%)	Total
Gross Income	1.034.921	1.473.010	1.533.690	1.347.207	15	202.081
Capital Requirement for Operational Risk (Total*12,5)						2.526.013

	31/12/2016	31/12/2017	31/12/2018	Total/No. of years of positive gross	Rate (%)	Total
Gross Income	739.710	1.034.921	1.473.010	1.082.547	15	162.382
Capital Requirement for Operational Risk (Total*12,5)						2.029.776

**Disclosures on interest rate risk resulting from banking book**

It is monthly calculated and reported within the scope of the Standard Shock Measurement and Evaluation Method of the Interest Rate Risk in Banking Accounts Duration.

**The economic valuation differences of the Bank arising from fluctuations on interest rates, in different currencies that is calculated in accordance with the communiqué are presented in the table below.**

Current Period	Applied Shock (+/- x basis point)	Revenue/ Loss	Revenue/Shareholders' Equity – Loss / Shareholders' Equity
Currency			
TL	+500 / (400) basis point	(230.463) / 223.105	(2.63%) / 2.54%
Euro	+200 / (200) basis point	81.243 / 20.836	0.93% / 0.24%
US Dollar	+200 / (200) basis point	(477.883) / 178.020	(5.45)% / 2.03%
<b>Total (for Negative Shocks)</b>		<b>421.961</b>	<b>4.81%</b>
<b>Total (for Positive Shocks)</b>		<b>(627.103)</b>	<b>(7,15)%</b>

Prior Period	Applied Shock (+/- x basis point)	Revenue/ Loss	Revenue/Shareholders' Equity – Loss / Shareholders' Equity
Currency			
TL	+500 / (400) basis point	(157.080) / 144.247	(2,08%) / 1,91%
Euro	+200 / (200) basis point	57.159 / (4.926)	0,76% / (0,07%)
US Dollar	+200 / (200) basis point	(258.991) / 276.863	(3,42%) / 3,66%
<b>Total (for Negative Shocks)</b>		<b>416.184</b>	<b>5,50%</b>
<b>Total (for Positive Shocks)</b>		<b>(358.912)</b>	<b>(4,74)%</b>

**TÜRKİYE SİNAİ KALKINMA BANKASI A.Ş. AND ITS SUBSIDIARIES**  
**NOTES TO THE CONSOLIDATED FINANCIAL STATEMENTS**  
**FOR THE YEAR ENDED 31 DECEMBER 2020**

(Amounts expressed in thousands of Turkish Lira (TL) unless otherwise stated.)

**SECTION FIVE**

**EXPLANATIONS AND DISCLOSURES ON CONSOLIDATED FINANCIAL STATEMENTS**

**I. Explanations and disclosures related to the consolidated assets**

**1.a Information on cash and balances with the Central Bank of Turkey:**

	Current Period		Prior Period	
	TL	FC	TL	FC
Cash in TL/Foreign Currency	20	-	29	-
Balances with the Central Bank of Turkey	2.227	1.021.382	484	803.528
Other	-	-	-	-
<b>Total</b>	<b>2.247</b>	<b>1.021.382</b>	<b>513</b>	<b>803.528</b>

	Current Period (1)		Prior Period	
	TL	FC	TL	FC
Unrestricted demand deposits	2.227	10.138	484	7.461
Unrestricted time deposits	-	-	-	-
Restricted time deposits	-	-	-	-
Other (2)	-	1.011.244	-	796.067
<b>Total</b>	<b>2.227</b>	<b>1.021.382</b>	<b>484</b>	<b>803.528</b>

(1) Deposits at Central Bank of Turkey held as reserve requirement.

(2) Provision amounting to TL 546 is allocated in "Balances with the Central Bank of Turkey" (31 December 2019: TL 429)

As per the Communiqué numbered 2005/1 "Reserve Deposits" of the CBRT, banks keep reserve deposits at the CBRT for their TL and FC liabilities mentioned in the communiqué. Reserves are calculated and set aside every two weeks on Fridays for 14 days periods. The CBRT Required reserves of 2 May 2015 has started to pay interest to the Required reserves, reserve options and unrestricted account held in US dollars according to regulation released at 5 May 2015. Interest rate for the required reserves in Turkish Lira is paid effective rate since 21 September 2018.

The required reserves in Turkish lira is applied 12% the following interest rates as of 27 November 2020.

Differentiation according to loan growth has been abolished by the Communiqué No. 2020/17 published in the Official Gazette dated 27/11/2020 and numbered 31317.

As per the "Communiqué on Amendments to be Made on Communiqué on Required Reserves" of Central Bank of Turkey, numbered 2011/11 and 2011/13, required reserves for Turkish Lira and Foreign currency liabilities are set at Central Bank of Turkey based on rates mentioned below. Reserve rates prevailing at 30 December 2020 are presented in table below:

Reserve Rates for Turkish Lira Liabilities (%)	
Original Maturity	Reserve Ratio
Borrower Funds	6
Until 1 year maturity (1 year included)	6
1-3 year maturity (3 year included)	3.5
More than 3 year maturity	1

Original Maturity	Reserve Ratio
Borrower Funds	19
Until 1 year maturity (1 year included)	21
1-2 year maturity (2 year included)	16
2-3 year maturity (3 year included)	11
3-5 year maturity (5 year included)	7
More than 5 year maturity	5

**TÜRKİYE SİNAİ KALKINMA BANKASI A.Ş. AND ITS SUBSIDIARIES**  
**NOTES TO THE CONSOLIDATED FINANCIAL STATEMENTS**  
**FOR THE YEAR ENDED 31 DECEMBER 2020**

(Amounts expressed in thousands of Turkish Lira (TL) unless otherwise stated.)

**SECTION FIVE**

**EXPLANATIONS AND DISCLOSURES ON CONSOLIDATED FINANCIAL STATEMENTS**

**I. Explanations and disclosures related to the consolidated assets (continued)**

**2 Information on financial assets at fair value through profit and loss:**

**2.a Information on financial assets designated at fair value through profit and loss given as collateral or blockage:**

As of the reporting date, the Group has no financial assets designated at fair value through profit and loss given as collateral or blockage (31 December 2019:None).

**2.b Financial assets designated at fair value through profit and loss subject to repurchase agreements:**

As of the reporting date, the Bank has no financial assets designated at fair value through profit and loss subject to repurchase agreements (31 December 2019:None).

**2.c Positive differences related to derivative financial assets :**

Derivative Instruments (1)	Current Period		Prior Period	
	FC	TL	FC	FC
Forward Transactions	64.966	1.283	44.124	163
Swap Transactions	552.034	455.454	609.141	231.423
Futures Transactions	-	-	-	-
Options	-	4.070	-	9.596
Other	-	-	-	-
<b>Total</b>	<b>617.000</b>	<b>460.807</b>	<b>653.265</b>	<b>241.182</b>

(1) Derivative Financial Assets for Hedging Purposes amounting to TL 262.699 are presented in the "Derivative Financial Assets" account (31 December 2019 : TL 67.884).

As part of its economic hedging strategy, the Parent Bank has implemented TL cross currency interest rate swap transactions in which the Bank's default risk is the reference. These swap agreements are subject to a direct closing condition for both the Bank and the counterparty, in the event of a credit default event (such as a non-payment) related to the Bank, to cancel the amounts accrued in the contract and all future payments. The market rediscount value of these swaps with a nominal value of USD 145 million as of 31 December 2020 is TL 426.221 and the average maturities are between 2021 and 2023.

**2.d Loans at Fair Value Through Profit or Loss:**

Net Book Value	Current Period	Prior Period
Loans at Fair Value Through Profit or Loss	263.097	263.097

As explained in part 5 Note I.16, it includes the loan extended to the special purpose company. The related loan is monitored as loans whose fair value through profit or loss within the scope of TFRS 9.

As of 31 December 2020, the Bank re-evaluated the fair value of the loan taking into account current market conditions and macroeconomic indicators and as of the year end the fair value of the financial asset did not change.

**TÜRKİYE SİNAİ KALKINMA BANKASI A.Ş. AND ITS SUBSIDIARIES**  
**NOTES TO THE CONSOLIDATED FINANCIAL STATEMENTS**  
**FOR THE YEAR ENDED 31 DECEMBER 2020**

(Amounts expressed in thousands of Turkish Lira (TL) unless otherwise stated.)

**SECTION FIVE (Continued)**

**EXPLANATIONS AND DISCLOSURES ON CONSOLIDATED FINANCIAL STATEMENTS**  
**(Continued)**

**I. Explanations and disclosures related to the consolidated assets (continued)**

**3. Information on banks and foreign bank accounts**

**3.a Information on banks:**

	Current Period (1)		Prior Period	
	TL	FC	TL	FC
Banks				
Domestic	86.932	175.458	12.973	185.230
Foreign	-	167.075	-	59.489
Branches and head office abroad	-	-	-	-
<b>Total</b>	<b>86.932</b>	<b>342.533</b>	<b>12.973</b>	<b>244.719</b>

(1) Provision amounting to TL 1.019 is allocated in "Banks"(31 December 2019: TL 384).

**3.b Information on banks and foreign bank accounts:**

	Unrestricted Amount		Restricted Amount	
	Current Period	Prior Period	Current Period	Prior Period
European Union Countries	30.517	1.779	-	-
USA and Canada	79.663	50.431	-	-
OECD Countries (1)	2.278	7.279	-	-
Off-shore banking regions	-	-	-	-
Other	54.617	-	-	-
<b>Total</b>	<b>167.075</b>	<b>59.489</b>	<b>-</b>	<b>-</b>

(1) OECD countries other than European Union countries, USA and Canada.

**4. Available-for-sale financial assets subject to repurchase agreements:**

**4.a.1 Information on financial assets at fair value through other comprehensive income subject to repurchase agreements:**

	Current Period		Prior Period	
	TP	YP	TP	YP
Government bonds	384.612	-	287.144	542.673
Treasury bills	-	-	-	-
Other government debt securities	-	-	-	-
Bank bonds and bank guaranteed bonds	-	-	-	-
Asset backed securities	-	-	-	-
Other	-	-	-	-
<b>Total</b>	<b>384.612</b>	<b>-</b>	<b>287.144</b>	<b>542.673</b>

**4.a.2 Information on financial assets at fair value through other comprehensive income given as collateral or blockage:**

As of balance sheet date, all financial assets at fair value through other comprehensive income given as collateral comprise of financial assets issued by the T.R. Undersecretariat of Treasury. The carrying value of those assets is TL 1.906.650.

	Current Period		Prior Period	
	TP	YP	TP	YP
Share certificates	-	-	-	-
Bond, treasury bill and similar investment securities	814.409	1.092.241	749.163	1.078.533
Other	-	-	-	-
<b>Total</b>	<b>814.409</b>	<b>1.092.241</b>	<b>749.163</b>	<b>1.078.533</b>

**TÜRKİYE SİNAİ KALKINMA BANKASI A.Ş. AND ITS SUBSIDIARIES**  
**NOTES TO THE CONSOLIDATED FINANCIAL STATEMENTS**  
**FOR THE YEAR ENDED 31 DECEMBER 2020**

(Amounts expressed in thousands of Turkish Lira (TL) unless otherwise stated.)

**SECTION FIVE (Continued)**

**EXPLANATIONS AND DISCLOSURES ON CONSOLIDATED FINANCIAL STATEMENTS**  
**(Continued)**

**I. Explanations and disclosures related to the consolidated assets (continued)**

**4. Information on financial assets at fair value through other comprehensive income (continued):**

**4.b Major types of financial assets at fair value through other comprehensive income:**

Financial assets at fair value through other comprehensive income comprised of government bonds 36,93%, Eurobonds 57,06% and shares and other securities 6,01% (31 December 2019 : government bonds 47,81%, Eurobonds 45,92% and shares and other securities 5,28%).

**4.c. Information on financial assets at fair value through other comprehensive income:**

	Current Period	Prior Period
Debt securities	4.452.123	4.107.611
Quoted on a stock exchange	1.832.511	2.155.330
Unquoted	2.619.612	1.952.281
Share certificates	178.159	126.600
Quoted on a stock exchange	39.540	20.662
Unquoted	138.619	105.938
Impairment provision(-)	31.730	47.938
Other	3.587	-
<b>Total</b>	<b>4.602.139</b>	<b>4.186.273</b>

*There is no provision for "Financial Assets at Fair Value Through Other Comprehensive Income"*

The net book value of unquoted financial assets at fair value through other comprehensive income share certificates is TL 126.206 (31 December 2019: TL 95.907).

**5. Explanation on loans**

**5.a Information on all types of loans and advances given to shareholders and employees of the Bank:**

	Current Period		Prior Period	
	Cash Loans	Non-Cash Loans	Cash Loans	Non-Cash Loans
Direct loans granted to shareholders	294.689	-	251.238	-
Corporate shareholders	294.689	-	251.238	-
Real person shareholders	-	-	-	-
Indirect loans granted to shareholders	-	-	-	-
Loans granted to employees	917	-	740	-
<b>Total</b>	<b>295.606</b>	<b>-</b>	<b>251.978</b>	<b>-</b>



**TÜRKİYE SİNAİ KALKINMA BANKASI A.Ş. AND ITS SUBSIDIARIES**  
**NOTES TO THE CONSOLIDATED FINANCIAL STATEMENTS**  
**FOR THE YEAR ENDED 31 DECEMBER 2020**

(Amounts expressed in thousands of Turkish Lira (TL) unless otherwise stated.)

**SECTION FIVE (Continued)**

**EXPLANATIONS AND DISCLOSURES ON CONSOLIDATED FINANCIAL STATEMENTS**  
**(Continued)**

**I. Explanations and disclosures related to the consolidated assets (continued)**

**5. Explanation on loans (continued)**

**5.b Information on the first and second group loans and other receivables including restructured or rescheduled loans:**

**5.b.1 Loans measured at Fair Value through Profit/Loss:**

Current Period	Net Book Value
Loans Measured at Fair Value through Profit/Loss (*)	263.097

(\*)Include the loan granted to the special purpose entity as detailed in Section Five Note 16. This loan is accounted under loans measured at fair value through profit/loss as per TFRS 9.

**5.b.2 Information on Standard and Close Monitoring loans and restructured Close Monitoring loans**

Current Period (1)	Standard Loans	Loans Under Close Monitoring		
		Loans Not Subject to Restructuring	Amendments on Conditions of Contract	
Cash Loans			Loans with Revised Contract Terms	Refinance
Non-specialized loans	32.885.271	513.781	2.872.574	857.773
Working Capital loans	4.821.651	291.707	939.890	857.773
Export loans	695.026	-	99.724	-
Import loans	-	-	-	-
Loans given to financial sector	5.315.675	-	-	-
Consumer loans	917	-	-	-
Credit cards	-	-	-	-
Other	22.052.002	222.074	1.832.960	-
Specialized loans	-	-	-	-
Other receivables	355.611	-	-	-
<b>Total</b>	<b>33.240.882</b>	<b>513.781</b>	<b>2.872.574</b>	<b>857.773</b>

(1) According to Bank account plan purchasing Loans, Fleet Leasing Credits, Refinancing Loans and Portfolio Transfer Credits amounting to TL 887.975 shown under "Working Capital Loans", due to the nature of "Investment" shown under the category "other" in the above footnote.

**TÜRKİYE SİNAİ KALKINMA BANKASI A.Ş. AND ITS SUBSIDIARIES**  
**NOTES TO THE CONSOLIDATED FINANCIAL STATEMENTS**  
**FOR THE YEAR ENDED 31 DECEMBER 2020**

(Amounts expressed in thousands of Turkish Lira (TL) unless otherwise stated.)

**SECTION FIVE (Continued)**

**EXPLANATIONS AND DISCLOSURES ON CONSOLIDATED FINANCIAL STATEMENTS**  
**(Continued)**

**I. Explanations and disclosures related to the consolidated assets (continued)**

**5. Explanations on loans (continued)**

**5.b Information on the first and second group loans and other receivables including restructured or rescheduled loans: (continued)**

**5.b.2 Loans at measured amortized cost**

Prior Period (1)	Standard Loans	Loans Under Close Monitoring		
		Loans Not Subject to Restructuring	Amendments on Conditions of Contract	
Cash Loans			Loans with Revised Contract Terms	Refinance
Non-specialized loans	26.862.157	803.006	1.696.477	830.780
Working Capital loans	3.075.576	69.185	180.038	830.780
Export loans	663.864	-	78.028	-
Import loans	-	-	-	-
Loans given to financial sector	4.521.463	-	-	-
Consumer loans	740	-	-	-
Credit cards	-	-	-	-
Other	18.600.514	733.821	1.438.411	-
Specialized loans	-	-	-	-
Other receivables	216.424	-	-	-
<b>Total</b>	<b>27.078.581</b>	<b>803.006</b>	<b>1.696.477</b>	<b>830.780</b>

(1) According to Bank account plan purchasing Loans, Fleet Leasing Credits, Refinancing Loans and Portfolio Transfer Credits amounting to TL 4.660.356 shown under "Working Capital Loans", due to the nature of "Investment" shown under the category "other" in the above footnote.

	Current Period		Prior period	
	Standard Loans	Loans under Close Monitoring	Standard Loans	Loans under Close Monitoring
12 Months Expected Credit Loss	425.830	-	174.056	-
Significant Increase in Credit Risk	-	575.834	-	350.807

**TÜRKİYE SİNAİ KALKINMA BANKASI A.Ş. AND ITS SUBSIDIARIES**  
**NOTES TO THE CONSOLIDATED FINANCIAL STATEMENTS**  
**FOR THE YEAR ENDED 31 DECEMBER 2020**

(Amounts expressed in thousands of Turkish Lira (TL) unless otherwise stated.)

**SECTION FIVE (Continued)**

**EXPLANATIONS AND DISCLOSURES ON CONSOLIDATED FINANCIAL STATEMENTS**  
**(Continued)**

**I. Explanations and disclosures related to the assets (continued)**

**5. Explanations on loans (continued)**

**5.c Loans according to their maturity structure:**

Current Period (*)	Standard Loans	Loans Under Close Monitoring	
		Nonrestructured	Restructured
Short-term loans	4.250.696	102.680	99.724
Non-specialized loans	3.895.085	102.680	99.724
Specialized loans	-	-	-
Other receivables	355.611	-	-
Orta ve Uzun Vadeli Krediler	28.990.186	411.101	3.630.623
Non-specialized loans	28.990.186	411.101	3.630.623
Specialized loans	-	-	-
Other receivables	-	-	-

(\*)It does not include loans measured at fair value through profit/loss.

Current Period (*)	Standard Loans	Loans Under Close Monitoring	
		Nonrestructured	Restructured
Short-term loans	3.905.313	-	69.185
Non-specialized loans	3.688.889	-	69.185
Specialized loans	-	-	-
Other receivables	216.424	-	-
Orta ve Uzun Vadeli Krediler	23.173.268	-	733.821
Non-specialized loans	23.173.268	-	733.821
Specialized loans	-	-	-
Other receivables	-	-	-

(\*)It does not include loans measured at fair value through profit/loss.

**TÜRKİYE SİNAİ KALKINMA BANKASI A.Ş. AND ITS SUBSIDIARIES**  
**NOTES TO THE CONSOLIDATED FINANCIAL STATEMENTS**  
**FOR THE YEAR ENDED 31 DECEMBER 2020**

(Amounts expressed in thousands of Turkish Lira (TL) unless otherwise stated.)

**SECTION FIVE (Continued)**

**EXPLANATIONS AND DISCLOSURES ON CONSOLIDATED FINANCIAL STATEMENTS**  
**(Continued)**

**I. Explanations and disclosures related to the assets (continued)**

**5. Explanations on loans (continued)**

**5.d Information on consumer loans, individual credit cards, personnel loans and credit cards given to personnel:**

<b>Current Period</b>	<b>Short Term</b>	<b>Medium and Long Term</b>	<b>Total</b>
Consumer Loans-TL	-	-	-
Real Estate Loans	-	-	-
Vehicle Loans	-	-	-
General Purpose Loans	-	-	-
Other	-	-	-
Consumer Loans –Indexed to FC	-	-	-
Real Estate Loans	-	-	-
Vehicle Loans	-	-	-
General Purpose Loans	-	-	-
Other	-	-	-
Consumer Loans-FC	-	-	-
Real Estate Loans	-	-	-
Vehicle Loans	-	-	-
General Purpose Loans	-	-	-
Other	-	-	-
Individual Credit Cards-TL	-	-	-
With Instalments	-	-	-
Without Instalments	-	-	-
Individual Credit Cards-FC	-	-	-
With Instalments	-	-	-
Without Instalments	-	-	-
Personnel Loans- TL	86	831	917
Real Estate Loans	-	-	-
Vehicle Loans	-	-	-
General Purpose Loans	86	831	917
Other	-	-	-
Personnel Loans- Indexed to FC	-	-	-
Real Estate Loans	-	-	-
Vehicle Loans	-	-	-
General Purpose Loans	-	-	-
Other	-	-	-
Personnel Loans-FC	-	-	-
Real Estate Loans	-	-	-
Vehicle Loans	-	-	-
General Purpose Loans	-	-	-
Other	-	-	-
Personnel Credit Cards- TL	-	-	-
With Instalments	-	-	-
Without Instalments	-	-	-
Personnel Credit Cards-FC	-	-	-
With Instalments	-	-	-
Without Instalments	-	-	-
Overdraft Accounts- TL (Real Persons)	-	-	-
Overdraft Accounts-FC (Real Persons)	-	-	-
<b>Total</b>	<b>86</b>	<b>831</b>	<b>917</b>

**TÜRKİYE SİNAİ KALKINMA BANKASI A.Ş. AND ITS SUBSIDIARIES**  
**NOTES TO THE CONSOLIDATED FINANCIAL STATEMENTS**  
**FOR THE YEAR ENDED 31 DECEMBER 2020**

(Amounts expressed in thousands of Turkish Lira (TL) unless otherwise stated.)

**SECTION FIVE (Continued)**

**EXPLANATIONS AND DISCLOSURES ON CONSOLIDATED FINANCIAL STATEMENTS**

**I. Explanations and disclosures related to the consolidated assets (continued)**

**5. Explanations on loans (continued)**

**5.d Information on consumer loans, individual credit cards, personnel loans and credit cards given to personnel (continued):**

<b>Prior Period</b>	<b>Short Term</b>	<b>Medium and Long Term</b>	<b>Total</b>
Consumer Loans-TL	-	-	-
Real Estate Loans	-	-	-
Car Loans	-	-	-
General Purpose Loans	-	-	-
Other	-	-	-
Consumer Loans –Indexed to FC	-	-	-
Real Estate Loans	-	-	-
Car Loans	-	-	-
General Purpose Loans	-	-	-
Other	-	-	-
Consumer Loans-FC	-	-	-
Real Estate Loans	-	-	-
Car Loans	-	-	-
General Purpose Loans	-	-	-
Other	-	-	-
Individual Credit Cards-TL	-	-	-
With Instalments	-	-	-
Without Instalments	-	-	-
Individual Credit Cards-FC	-	-	-
With Instalments	-	-	-
Without Instalments	-	-	-
Personnel Loans- TL	76	664	740
Real Estate Loans	-	-	-
Car Loans	-	-	-
General Purpose Loans	76	664	740
Other	-	-	-
Personnel Loans- Indexed to FC	-	-	-
Real Estate Loans	-	-	-
Car Loans	-	-	-
General Purpose Loans	-	-	-
Other	-	-	-
Personnel Loans-FC	-	-	-
Real Estate Loans	-	-	-
Car Loans	-	-	-
General Purpose Loans	-	-	-
Other	-	-	-
Personnel Credit Cards- TL	-	-	-
With Instalments	-	-	-
Without Instalments	-	-	-
Personnel Credit Cards-FC	-	-	-
With Instalments	-	-	-
Without Instalments	-	-	-
Overdraft Accounts- TL (Real Persons)	-	-	-
Overdraft Accounts-FC (Real Persons)	-	-	-
<b>Total</b>	<b>76</b>	<b>664</b>	<b>740</b>

**TÜRKİYE SİNAİ KALKINMA BANKASI A.Ş. AND ITS SUBSIDIARIES**  
**NOTES TO THE CONSOLIDATED FINANCIAL STATEMENTS**  
**FOR THE YEAR ENDED 31 DECEMBER 2020**

(Amounts expressed in thousands of Turkish Lira (TL) unless otherwise stated.)

**SECTION FIVE (Continued)**

**EXPLANATIONS AND DISCLOSURES ON CONSOLIDATED FINANCIAL STATEMENTS**  
**(Continued)**

**I. Explanations and disclosures related to the consolidated assets (continued)**

**5. Explanations on loans (continued)**

**5.e Information on commercial loans with instalments and corporate credit cards:**

The Parent Bank has not granted any commercial loans with instalments and corporate credit cards as of the reporting date (31 December 2019: None).

**5.f Loans according to borrowers:**

	Current Period	Prior Period
Public	777.998	942.805
Private	36.707.012	29.466.039
<b>Total</b>	<b>37.485.010</b>	<b>30.408.844</b>

(\*)Includes fair value through profit or loss loans

**5.g Domestic and foreign loans:**

	Current Period	Prior Period
Domestic Loans	37.352.071	30.296.704
Foreign Loans	132.939	112.140
<b>Total</b>	<b>37.485.010</b>	<b>30.408.844</b>

**5.h Loans granted to subsidiaries and associates:**

	Current Period	Prior Period
Direct loans granted to subsidiaries and associates	628.836	545.560
Indirect loans granted to subsidiaries and associates	-	-
<b>Total</b>	<b>628.836</b>	<b>545.560</b>

**5.i Specific provisions provided against loans or default (Stage 3) provisions:**

	Current Period	Prior Period
Loans and receivables with limited collectability	401.917	184.323
Loans and receivables with doubtful collectability	275.856	120.078
Uncollectible loans and receivables	78.581	53.942
<b>Total</b>	<b>756.354</b>	<b>358.343</b>

**TÜRKİYE SİNAİ KALKINMA BANKASI A.Ş. AND ITS SUBSIDIARIES**  
**NOTES TO THE CONSOLIDATED FINANCIAL STATEMENTS**  
**FOR THE YEAR ENDED 31 DECEMBER 2020**

(Amounts expressed in thousands of Turkish Lira (TL) unless otherwise stated.)

**SECTION FIVE (Continued)**

**EXPLANATIONS AND DISCLOSURES ON CONSOLIDATED FINANCIAL STATEMENTS**  
**(Continued)**

**I. Explanations and disclosures related to the consolidated assets (continued)**

**5. Explanations on loans (continued)**

**5.j Information on non-performing loans (net):**

**5.j.1 Information on loans and other receivables restructured or rescheduled from non-performing loans:**

	<b>III. Group</b>	<b>IV. Group</b>	<b>V. Group</b>
	Loans With Limited Collectability	Loans With Doubtful Collectability	Uncollectible Loans
<b>Current Period</b>			
Gross amounts before provisions	126.864	767.987	35.653
Restructured loans	126.864	767.987	35.653
<b>Prior Period</b>			
Gross amounts before provisions	-	592.614	37.567
Restructured loans	-	592.614	37.567

**5.j.2 Movement of non-performing loans:**

	<b>III. Group</b>	<b>IV. Group</b>	<b>V. Group</b>
	Loans and Receivables With Limited Collectability	Loans and Receivables With Doubtful Collectability	Uncollectible Loans and Receivables
<b>Current Period</b>			
<b>Prior Period End Balance</b>	<b>457.905</b>	<b>594.045</b>	<b>55.822</b>
Additions (+)	412.925	28.236	551
Transfers from Other Categories of Non-performing Loans (+)	-	104.973	29.569
Transfers to Other Categories of Non-performing Loans (-)	104.973	29.569	-
Collections (-)	239	31.229	2.128
Write-offs (-)	-	-	-
Sold (-)	-	-	-
Corporate and Commercial Loans	-	-	-
Retail Loans	-	-	-
Credit Cards	-	-	-
Other	-	-	-
Exchange rate differences of non-performing loans	(4.336)	177.570	666
<b>Current Period End Balance</b>	<b>761.282</b>	<b>844.026</b>	<b>84.480</b>
Provisions (-)	401.917	275.856	78.581
<b>Net Balance on Balance Sheet</b>	<b>359.365</b>	<b>568.170</b>	<b>5.899</b>

**TÜRKİYE SİNAİ KALKINMA BANKASI A.Ş. AND ITS SUBSIDIARIES**  
**NOTES TO THE CONSOLIDATED FINANCIAL STATEMENTS**  
**FOR THE YEAR ENDED 31 DECEMBER 2020**

(Amounts expressed in thousands of Turkish Lira (TL) unless otherwise stated.)

**SECTION FIVE (Continued)**

**EXPLANATIONS AND DISCLOSURES ON CONSOLIDATED FINANCIAL STATEMENTS**  
**(Continued)**

**I. Explanations and disclosures related to the consolidated assets (continued)**

**5. Explanations on loans (continued)**

**5.j Information on non-performing loans (net) (continued):**

**5.j.2 Movement of non-performing loans (continued):**

	<b>III. Group</b>	<b>IV. Group</b>	<b>V. Group</b>
	Loans and Receivables With Limited Collectability	Loans and Receivables With Doubtful Collectability	Uncollectible Loans and Receivables
<b>Prior Period</b>			
<b>Prior Period End Balance</b>	<b>22.719</b>	<b>522.165</b>	<b>52.326</b>
Additions (+)	459.570	46.845	9.959
Transfers from Other Categories of Non-performing Loans (+)	-	22.779	8.215
Transfers to Other Categories of Non-performing Loans (-)	(22.779)	(8.215)	-
Collections (-)	(1.640)	(68.616)	(14.761)
Write-offs -(1)	-	-	-
Sold (-)	-	-	-
Corporate and Commercial Loans	-	-	-
Retail Loans	-	-	-
Credit Cards	-	-	-
Other	-	-	-
Exchange rate differences of non-performing loans	35	79.087	83
<b>Current Period End Balance</b>	<b>457.905</b>	<b>594.045</b>	<b>55.822</b>
Provisions (-)	184.323	120.078	53.942
<b>Net Balance on Balance Sheet</b>	<b>273.582</b>	<b>473.967</b>	<b>1.880</b>

**5.j.3 Information on foreign currency non-performing loans and other receivables:**

	<b>III. Group</b>	<b>IV. Group</b>	<b>V. Group</b>
	Loans and Receivables With Limited Collectability	Loans and Receivables With Doubtful Collectability	Uncollectible Loans and Receivables
<b>Current Period</b>			
Period End Balance	115.594	780.355	34.030
Provision (-)	58.505	244.959	32.316
<b>Net Balance on Balance Sheet</b>	<b>57.089</b>	<b>535.396</b>	<b>1.714</b>
<b>Prior Period:</b>			
Period End Balance	10.306	592.614	34.215
Specific Provision (-)	3.223	118.878	32.335
<b>Net Balance on Balance Sheet</b>	<b>7.083</b>	<b>473.736</b>	<b>1.880</b>



**TÜRKİYE SİNAİ KALKINMA BANKASI A.Ş. AND ITS SUBSIDIARIES**  
**NOTES TO THE CONSOLIDATED FINANCIAL STATEMENTS**  
**FOR THE YEAR ENDED 31 DECEMBER 2020**

(Amounts expressed in thousands of Turkish Lira (TL) unless otherwise stated.)

**SECTION FIVE (Continued)**

**EXPLANATIONS AND DISCLOSURES ON CONSOLIDATED FINANCIAL STATEMENTS (Continued)**

**I. Explanations and disclosures related to the consolidated assets (continued)**

**5. Explanations on loans (continued)**

**5.j Information on non-performing loans (net) (continued):**

**5.j.4 Information regarding gross and net amounts of non-performing loans with respect to user groups:**

	<b>III. Group</b>	<b>IV. Group</b>	<b>V. Group</b>
	Loans With Limited Collectability	Loans With Doubtful Collectability	Uncollectible Loans
<b>Current Period (Net)</b>			
Loans to Real Persons and Legal Entities (Gross)	761.282	844.026	79.635
Provision Amount (-)	401.917	275.856	73.736
Loans to Real Persons and Legal Entities (Net)	359.365	568.170	5.899
Banks (Gross)	-	-	-
Provision Amount (-)	-	-	-
Banks (Net)	-	-	-
Other Loans (Gross)	-	-	4.845
Provision Amount (-)	-	-	4.845
Other Loans and Receivables (Net)	-	-	-

	<b>III. Group</b>	<b>IV. Group</b>	<b>V. Group</b>
	Loans and Receivables With Limited Collectability	Loans and Receivables With Doubtful Collectability	Uncollectible Loans and Receivables
<b>Prior Period (Net)</b>			
Loans to Real Persons and Legal Entities (Gross)	457.905	594.045	50.924
Provision Amount (-)	184.323	120.078	49.044
Loans to Real Persons and Legal Entities (Net)	273.582	473.967	1.880
Banks (Gross)	-	-	-
Provision Amount (-)	-	-	-
Banks (Net)	-	-	-
Other Loans (Gross)	-	-	4.898
Provision Amount (-)	-	-	4.898
Other Loans (Net)	-	-	-

**5.j.5 Information on interest accruals, rediscount, and valuation differences calculated for non-performing loans and their provisions:**

	<b>III.Group</b>	<b>IV.Group</b>	<b>V.Group</b>
	Loans with Limited Collectability	Loans with Doubtful Collectability	Uncollectible Loans
<b>Current Period (Net)</b>	<b>(877)</b>	<b>120.999</b>	<b>599</b>
Interest Accruals and Rediscount with Valuation Differences	(4.336)	177.570	666
Provision amount (-)	(3.459)	56.571	67
<b>Prior Period (Net)</b>	<b>7</b>	<b>62.652</b>	<b>75</b>
Interest Accruals and Rediscount with Valuation Differences	7.728	90.769	83
Provision amount (-)	7.721	28.117	8

**TÜRKİYE SİNAİ KALKINMA BANKASI A.Ş. AND ITS SUBSIDIARIES**  
**NOTES TO THE CONSOLIDATED FINANCIAL STATEMENTS**  
**FOR THE YEAR ENDED 31 DECEMBER 2020**

(Amounts expressed in thousands of Turkish Lira (TL) unless otherwise stated.)

**SECTION FIVE (Continued)**

**EXPLANATIONS AND DISCLOSURES ON CONSOLIDATED FINANCIAL STATEMENTS**  
**(Continued)**

**I. Explanations and disclosures related to the consolidated assets (continued)**

**5.k Main principles of liquidating non-performing loans and receivables:**

If there are collaterals received in according to Article 13 of the “Regulation on the Procedures And Principles For Determination of Qualifications of Loans and Other Receivables By Banks And Provisions to be Set Aside”, these collaterals are converted into cash as soon as possible as a result of both administrative and legal proceedings.

In the absence of collaterals, even if there is evidence of insolvency for the debtor, several financial investigations are applied at various periods to determine whether any property are subsequently acquired and legal proceedings are being followed.

Before and after the beginning of the liquidation process; the Bank management makes investigations on the financial data of the debtor companies. As a result of these investigations, if the Bank management agrees that the companies show any indication of operating on an ongoing basis and probably are going to have contributions in the economic environment in the future; the Bank management tries to make the collection through rescheduling the payment terms.

**5.l Explanations about the write-off policies from the assets:**

If there is no collateral against uncollectible loans and receivables and if the receivable amount is less than the cost; tax, fee, and other expenses, made for the legal actions, the receivable is written off from the assets upon the request of the Credit Monitoring Department and the approval of the General Management.

However, if there is a collateral against the receivable and after all the costs of legal actions are fulfilled, and if there is still a part of receivables not collected, the receivables are written off after getting of pledge shortage and evidence of insolvency subsequently.

Within the scope of the "Regulation Amending the Regulation on the Procedures and Principles Regarding the Classification of Loans and the Provisions for These" published in the Official Gazette dated 27 November 2019 and numbered 30961, loans classified as “Fifth Group-Uncollectible Loans”, for which there is no reasonable expectation of recovery, can be excluded from the balance sheet.

The Bank has no written off loans as of 31 December 2020.

**6. Information on held-to-maturity investments**

**6.a The information was subjected to repo transactions and given as collateral/blocked amount of investments :**

	Current Period		Prior Period	
	TP	FC	TP	FC
Collateralised/Blocked Investments	828.156	32.812	737.176	26.554
Subject to Repurchase Agreements	603.584	-	330.755	100.588
<b>Total</b>	<b>1.431.740</b>	<b>32.812</b>	<b>1.067.931</b>	<b>127.142</b>

**6.b Information on government debt investments held-to-maturity:**

	Current Period	Prior Period
Government Bonds	3.083.059	2.585.160
Treasury Bills	-	-
Other Government Debt Securities	-	-
<b>Total</b>	<b>3.083.059</b>	<b>2.585.160</b>

**TÜRKİYE SİNAİ KALKINMA BANKASI A.Ş. AND ITS SUBSIDIARIES**  
**NOTES TO THE CONSOLIDATED FINANCIAL STATEMENTS**  
**FOR THE YEAR ENDED 31 DECEMBER 2020**

(Amounts expressed in thousands of Turkish Lira (TL) unless otherwise stated.)

**SECTION FIVE (Continued)**

**EXPLANATIONS AND DISCLOSURES ON CONSOLIDATED FINANCIAL STATEMENTS**  
**(Continued)**

**I. Explanations and disclosures related to the consolidated assets (continued)**

**6. Information on held-to-maturity investments (continued)**

**6.c Information on held-to-maturity investments :**

	Current Period	Prior Period
<b>Debt Securities</b>		
Quoted on a Stock Exchange	2.719.902	2.285.894
Not Quoted	363.157	299.266
<b>Impairment provision (-)</b>	-	-
<b>Total</b>	<b>3.083.059</b>	<b>2.585.160</b>

**6.d Movement of held-to-maturity investments within the year :**

	Current Period	Prior Period
<b>Balance at Beginning of the Period</b>	<b>2.585.160</b>	<b>2.154.941</b>
Foreign Currency Differences on Monetary Assets	64.029	58.982
Purchases During The Period	149.670	433.812
Disposals Through Sales And Redemptions (-)	1.577	195.251
Impairment Provision (-)	-	-
Interest Income Accruals	285.777	132.676
<b>Balance at End of Period</b>	<b>3.083.059</b>	<b>2.585.160</b>

(1) Provision amounting to TL 3.195 is allocated in "Financial asset measured at amortized cost"(31 December 2019: TL 3.360).

**7. Information on investments in associates (net):**

**7.a.1 As per Communiqué on Preparation of Consolidated Financial Statements of Banks and Turkish Accounting Standards unconsolidated associates and reason of unconsolidating:**

Unconsolidated non-financial associates are valued at cost.

**7.a.2 Information on unconsolidated associates:**

	Title	Address (City/ Country)	Bank's share percentage-If different voting percentage (%)	Bank's risk group share percentage (%)
1	Terme Metal Sanayi ve Ticaret A.Ş. (Terme)	Istanbul/Turkey	17,83	18,76
2	Ege Tarım Ürünleri Lisanslı Depoculuk A.Ş. (Ege Tarım)	Izmir/Turkey	10,05	20,10

Non-financial associates, as above, are not consolidated in accordance with the Communiqué on "Preparing Consolidated Financial Statements of the Banks".

		Total Assets	Equity	Total Fixed Assets	Interest Income	Income from Marketable Securities Portfolio	Current Period Profit /Loss	Prior Period Profit/Loss	Fair Value
1	Terme (1)	27.745	5.172	1.548	-	-	(43)	(35)	-
2	Ege Tarım	17.740	16.667	8.073	-	-	2.504	2.459	2.123

(1) The information is obtained from financial statements as of 30 September 2020. The information of prior year profit/loss is obtained from 30 September 2019 financial statements.

**Information on associates disposed in the current period**

In the current period the Group has not disposed any associates.

**Information on associates purchased in the current period**

In the current period the Group has not purchased any associates.

**TÜRKİYE SİNAİ KALKINMA BANKASI A.Ş. AND ITS SUBSIDIARIES**  
**NOTES TO THE CONSOLIDATED FINANCIAL STATEMENTS**  
**FOR THE YEAR ENDED 31 DECEMBER 2020**

(Amounts expressed in thousands of Turkish Lira (TL) unless otherwise stated.)

**SECTION FIVE (Continued)**

**EXPLANATIONS AND DISCLOSURES ON CONSOLIDATED FINANCIAL STATEMENTS**  
**(Continued)**

**I. Explanations and disclosures related to the consolidated assets (continued)**

**7. Information on investments in associates (net) (continued)**

**7.a.3 Information on the consolidated associates:**

	Title	Address (City/ Country)	Bank's share percentage-If different voting percentage (%)	Bank's risk group share percentage (%)
1	İş Faktoring A.Ş. (İş Faktoring)	Istanbul/Turkey	21,75	100,00
2	İş Finansal Kiralama A.Ş. (İş Finansal)	Istanbul/Turkey	29,46	58,23
3	İş Girişim Sermayesi Yatırım Ortaklığı A.Ş. (İş Girişim)	Istanbul/Turkey	16,67	57,52

		Total Assets	Equity	Total Fixed Assets	Interest Income	Income from Marketable Securities Portfolio	Current Period Profit/Loss	Prior Period Profit/Loss	Fair Value
1	İş Faktoring	4.646.794	478.204	3.004	337.177	-	56.926	(23.452)	104.009
2	İş Finansal	12.762.218	1.719.238	22.844	884.338	-	198.772	84.106	798.024
3	İş Girişim	267.841	263.814	1.412	4.024	3	2.050	1.736	237.519

	Current Period	Prior Period
<b>Balance at the Beginning of the Period</b>	<b>464.920</b>	<b>428.490</b>
Movements During the Period	158.849	36.430
Purchases	-	-
Bonus Shares Received	-	-
Current Year Share of Profit	-	-
Sales	-	-
Revaluation Increase/Decrease (1)	158.849	-
Provision for Impairment (-)	-	36.430
Other	-	-
<b>Balance at the End of the Period</b>	<b>623.769</b>	<b>464.920</b>
Capital Commitments	-	-
Share Percentage at the End of the Period (%)	-	-

(1) Includes accounting differences with the equity method.

(2) Non-financial subsidiaries amounting to TL 2.124 are not included in the table (31 December 2019: TL 1.056).

**Information on associates disposed in the current period**

In the current period the Group has not disposed any associates.

**Information on associates purchased in the current period**

In current period the Group has not purchased any associates.

**7.a.4 Sectoral information of consolidated associates and the related carrying amounts in the legal books:**

	Current Period	Prior Period
Banks	-	-
Insurance Companies	-	-
Factoring Companies	104.009	65.335
Leasing Companies	475.792	355.956
Financial Service Companies	-	-
Other Financial Associates	43.968	43.629

**7.a.5 Information on consolidated associates quoted on stock market:**

	Cari Dönem	Önceki Dönem
Associates Quoted on Domestic Stock Markets	519.761	399.584
Associates Quoted on Foreign Stock Markets	-	-

**TÜRKİYE SİNAİ KALKINMA BANKASI A.Ş. AND ITS SUBSIDIARIES**  
**NOTES TO THE CONSOLIDATED FINANCIAL STATEMENTS**  
**FOR THE YEAR ENDED 31 DECEMBER 2020**

(Amounts expressed in thousands of Turkish Lira (TL) unless otherwise stated.)

**SECTION FIVE (Continued)**

**EXPLANATIONS AND DISCLOSURES ON CONSOLIDATED FINANCIAL STATEMENTS**  
**(Continued)**

**I. Explanations and disclosures related to the consolidated assets (continued)**

**8. Information related to subsidiaries (net)**

**8.a.1 Information related to equity component of subsidiaries:**

<b>Current Period (1)</b>	<b>YF Current Period</b>	<b>TSKB GYO Current Period</b>	<b>Yatırım VKŞ Current Period</b>
<b>CORE CAPITAL</b>			
Paid-in Capital	63.500	500.000	150
Share Premium	-	864	-
Legal Reserves	4.724	8.726	-
Other Comprehensive Income/Loss according to TAS	37.982	-	-
Current and Prior Years' Profit	70.935	(44.950)	40
Leasehold Improvements (-)	459	-	-
Intangible Assets (-)	723	28	6
<b>Total Core Capital</b>	<b>175.959</b>	<b>464.612</b>	<b>184</b>
<b>Supplementary Capital</b>	<b>-</b>	<b>-</b>	<b>-</b>
<b>Capital</b>	<b>-</b>	<b>-</b>	<b>-</b>
<b>Net Available Capital</b>	<b>175.959</b>	<b>464.612</b>	<b>184</b>

(1) The information is obtained from financial statements subject to consolidation as of 31 December 2020.

<b>Prior Period (1)</b>	<b>YF Prior Period</b>	<b>TSKB GYO Prior Period</b>
<b>CORE CAPITAL</b>		
Paid-in Capital	63.500	300.000
Share Premium	-	593
Legal Reserves	3.681	8.683
Other Comprehensive Income according to TAS	19.994	-
Current and Prior Years' Profit / Loss	30.802	1.568
Leasehold Improvements (-)	404	-
Intangible Assets (-)	1.013	18
<b>Total Core Capital</b>	<b>116.560</b>	<b>310.826</b>
<b>Supplementary Capital</b>	<b>-</b>	<b>-</b>
<b>Capital</b>	<b>-</b>	<b>-</b>
<b>Net Available Capital</b>	<b>116.560</b>	<b>310.826</b>

(1) The information is obtained from financial statements subject to consolidation as of 31 December 2019.

Paid in capital has been indicated as Turkish Lira in articles of incorporation and registered in trade registry. Effect of inflation adjustments on paid in capital is the difference caused by the inflation adjustment on shareholders' equity items. Extraordinary reserves are the status reserves which have been transferred with the General Assembly decision after distributable profit have been transferred to legal reserves. Legal reserves are the status reserves which have been transferred from distributable profit in accordance with the Article of 519 of the Turkish Commercial Code No 6102. The Parent Bank's internal capital adequacy assessment process is made annually on a consolidated basis. Consolidated subsidiaries and associates are included in the assessment.

**TÜRKİYE SİNAİ KALKINMA BANKASI A.Ş. AND ITS SUBSIDIARIES**  
**NOTES TO THE CONSOLIDATED FINANCIAL STATEMENTS**  
**FOR THE YEAR ENDED 31 DECEMBER 2020**

(Amounts expressed in thousands of Turkish Lira (TL) unless otherwise stated.)

**SECTION FIVE (Continued)**

**EXPLANATIONS AND DISCLOSURES ON CONSOLIDATED FINANCIAL STATEMENTS**  
**(Continued)**

**I. Explanations and disclosures related to the consolidated assets (continued)**

**8. Information related to subsidiaries (net) (continued)**

**8.a.2 As per Communiqué on Preparation of Consolidated Financial Statements of Banks and Turkish Accounting Standards unconsolidated subsidiaries and reason of unconsolidating and needed capital if they are subject to capital requirement:**

TSKB Gayrimenkul Değerleme A.Ş., and TSKB Sürdürülebilirlik Danışmanlığı A.Ş. are valued at cost and are not consolidated since they are not financial subsidiaries. Unconsolidated subsidiaries of the Parent Bank are not subject to minimum capital requirement.

**8.a.3 Information related to unconsolidated subsidiaries:**

	Title	Address (City/ Country)	Bank's share percentage- If different voting percentage (%)	Bank's risk group share percentage (%)
1	TSKB Gayrimenkul Değerleme A.Ş. (TSKB GMD)	Istanbul /Türkiye	99,99	99,99
2	TSKB Sürdürülebilirlik Danışmanlığı A.Ş. (TSKB SD)	Istanbul/Türkiye	80,17	99,85

		Total Assets	Shareholders' Equity	Total Fixed Assets	Interest Income	Income from Marketable Securities Portfolio	Current Period Profit/Loss	Prior Period Profit/Loss	Fair Value
1	TSKB GMD ( 1)	27.698	23.719	1.410	1.559	-	5.437	3.901	23.719
2	TSKB SD	2.352	2.080	104	374	-	(846)	92	1.313

(1) The information is obtained from financial statements subject to consolidation as of 30 November 2020. Prior period income/loss is obtained from financial statements as of 30 November 2019.

**8.a.4 Information related to consolidated subsidiaries:**

	Title	Address (City/ Country)	Bank's share percentage-If different voting percentage (%)	Bank's risk group share percentage (%)
1	Yatırım Finansman Menkul Değerler A.Ş.(YF)	Istanbul /Turkey	95,78	98,51
2	TSKB Gayrimenkul Yatırım Ortaklığı A.Ş. (TSKB GYO)	Istanbul/Turkey	89,13	89,95
3	Yatırım Varlık Kiralama A.Ş.	Istanbul/Turkey	100,00	100,00

	Total Assets	Equity	Total Fixed Assets	Interest Income	Income from Marketable Securities Portfolio	Current Period Profit/Loss	Prior Period Profit/Loss	Fair Value
YF (1)	1.083.746	177.141	12.589	70.845	1.638	44.352	16.575	169.668
TSKB GYO (1)	603.049	464.639	274	493	-	(45.781)	46.186	2.416.263
Yatırım VKŞ (1)	432.728	190	6	-	-	17	23	190

(1) The consolidated financial data of the subsidiaries are prepared in accordance with BRSA regulations.

**TÜRKİYE SİNAİ KALKINMA BANKASI A.Ş. AND ITS SUBSIDIARIES**  
**NOTES TO THE CONSOLIDATED FINANCIAL STATEMENTS**  
**FOR THE YEAR ENDED 31 DECEMBER 2020**

(Amounts expressed in thousands of Turkish Lira (TL) unless otherwise stated.)

**SECTION FIVE (Continued)**

**EXPLANATIONS AND DISCLOSURES ON CONSOLIDATED FINANCIAL STATEMENTS**  
**(Continued)**

**I. Explanations and disclosures related to the consolidated assets (continued)**

**8. Information related to subsidiaries (net) (continued)**

**8.a.4 Information related to consolidated subsidiaries (continued):**

Unconsolidated movement related subsidiaries subjected to consolidation is as follows:

	<b>Current Period</b>	<b>Prior Period</b>
<b>Balance at the Beginning of the Period</b>	<b>378.504</b>	<b>323.690</b>
Movements During the Period	203.393	54.814
Purchases	185.542	-
Bonus Shares Obtained	-	-
Current Year Shares of Profit	-	-
Sales	-	-
Revaluation Increase	17.851	54.814
Provision for Impairment	-	-
<b>Balance At the End of the Period</b>	<b>581.897</b>	<b>378.504</b>
Capital Commitments	-	-
Share Percentage at the End of the Period (%)	-	-

(1) Accounting with equity method comprises differences.

(2) Non-financial subsidiaries amounting to TL 25.031 are not included in the table (31 December 2019: TL 21.368).

(3) At the Board of Directors meeting held on 30 November 2018, the Bank decided to purchase TSKB GYO A.Ş.'s shares traded on the stock exchange up to a nominal share of amounting to TL 10 million in the next year. The shares purchased within the scope of this program have been classified under the "Financial Assets at Fair Value through Profit and Loss". The shares which purchased transaction has been completed, were classified from the "Financial Assets at Fair Value through Profit Loss" to the "Subsidiaries" account in February 2020. After the capital increase by TSKB GYO amounting to Full TL 200.000.000, the Bank acquired TSKB GYO shares in the amounting to TL 178.403.

According to the principles of consolidation accounting, the cost values of the consolidated subsidiaries have been deducted from the accompanying consolidated financial statements.

***Subsidiaries disposed in the current period***

*In the current period, the Group has not disposed any subsidiaries.*

***Subsidiaries purchased in the current period***

In the Board of Directors meeting of the Bank held on 23 July 2020, The Bank has decided to participate in the capital increase amounting to TL 200.000.000 (full amount) planned by TSKB GYO at the rate of its share in TSKB GYO because of the fact that the financing of borrowing debts by increasing the issued capital of the company will contribute positively to the activities and development of the Company. After this capital increase, the Bank acquired TSKB GYO shares in the amounting to TL 178.403.

At the Board of Directors meeting held on 26 February 2020, The Bank decided to authorize the General directorate that purchase of TSKB GYO A.Ş. from the shares traded on the stock exchange up to a nominal amount of TL 12,5 Million within a year without any commitment, and classification of existing and new shares to be purchased, when necessary. Shares purchased under this program are classified under the "Financial Assets at Fair Value through Profit and Loss"

**TÜRKİYE SİNAİ KALKINMA BANKASI A.Ş. AND ITS SUBSIDIARIES**  
**NOTES TO THE CONSOLIDATED FINANCIAL STATEMENTS**  
**FOR THE YEAR ENDED 31 DECEMBER 2020**

(Amounts expressed in thousands of Turkish Lira (TL) unless otherwise stated.)

**SECTION FIVE (Continued)**

**EXPLANATIONS AND DISCLOSURES ON CONSOLIDATED FINANCIAL STATEMENTS**  
**(Continued)**

**I. Explanations and disclosures related to the consolidated assets (continued)**

**8. Information on subsidiaries (net) (continued)**

**8.a.5 Sectoral information on subsidiaries subject to consolidation and the related carrying amounts in the legal books:**

	Current Period	Prior Period
Subsidiaries	-	-
Banks	-	-
Insurance Companies	-	-
Factoring Companies	-	-
Leasing Companies	-	-
Financial Service Companies	-	-
Other Financial Subsidiaries	581.897	378.504

**8.a.6 Subsidiaries subject to consolidation quoted on stock market:**

	Current Period	Prior Period
Subsidiaries quoted on domestic stock exchanges	412.229	265.505
Subsidiaries quoted on foreign stock exchanges	-	-

**9. Information related to entities under common control**

TSKB GYO, one of the subsidiaries of the Parent Bank, established a joint venture with Bilici Yatırım Sanayi ve Ticaret A.Ş. in Adana under the name of Adana Otel Projesi Adi Ortaklığı ("Adana Hotel Project") on 26 May 2011 and Anavarza Otelcilik Anonim Şirketi on 27 March 2015.

The capital structure of the Adana Otel Projesi Adi Ortaklığı ("Adana Hotel Project") is designated as 50% of participation Bilici Yatırım Sanayi ve Ticaret A.Ş. and 50% of participation for TSKB GYO. The main operations of Adana Otel Projesi Adi Ortaklığı is to start, execute, and complete the hotel project which will be operated by Divan Turizm İşletmeleri A.Ş. (previous name "Palmira Turizm Ticaret A.Ş.").

The capital structure of Anavarza Otelcilik Anonim Şirketi is designated as 50% of participation Bilici Yatırım Sanayi ve Ticaret A.Ş. and 50% of participation for TSKB GYO. The main operations of Anavarza Otelcilik Anonim Şirketi is tourism oriented hotels, motels, accommodation facilities, gastronomy, sports, entertainment and health care.

Hotel Project Ordinary Partnership Commercial Enterprise, owned by TSKB GYO with 50% -50% Bilici Yatırım Sanayi ve Ticaret Anonim Şirketi, together with all its assets and liabilities, as a whole, by changing the type of "Yarsuvat Turizm Anonim Şirketi" It has been transformed into a company named "Yarsuvat Turizm Anonim Şirketi".

Bilici Yatırım TSKB GYO Adana Hotel Project Ordinary Partnership Commercial Enterprise was transformed into Yarsuvat Turizm Anonim Şirketi and after the conversion, the transfer of the Adana Chamber of Commerce to Anavarza Otelcilik A.Ş. and 9647 numbered Merger document on 20 December 2019.

	Total Assets	Equity	Total Fixed Assets	Interest Income	Securities Income	Current Year Profit /Loss	Prior Year Profit /Loss	Fair Value
Anavarza Otelcilik	8.058	(1.195)	5.321	27	-	(1.832)	803	-

**10. Information on finance lease receivables (net)**

**10.a Maturities of investments on finance leases:**

	Current Period		Prior Period	
	Gross	Net	Gross	Net
Less than 1 year	26.059	23.546	36.531	34.243
Between 1- 4 years	102.489	92.826	93.678	85.056
More than 4 years	103.933	89.354	10.759	9.575
<b>Total</b>	<b>232.481</b>	<b>205.726</b>	<b>140.968</b>	<b>128.874</b>

A provision amounting to TL 22.825 (31 December 2019: TL 22.564) was provided for the "Financial Lease Receivables" account.



**TÜRKİYE SİNAİ KALKINMA BANKASI A.Ş. AND ITS SUBSIDIARIES**  
**NOTES TO THE CONSOLIDATED FINANCIAL STATEMENTS**  
**FOR THE YEAR ENDED 31 DECEMBER 2020**

(Amounts expressed in thousands of Turkish Lira (TL) unless otherwise stated.)

**SECTION FIVE (Continued)**

**EXPLANATIONS AND DISCLOSURES ON CONSOLIDATED FINANCIAL STATEMENTS**  
**(Continued)**

**10. Information on finance lease receivables (net) (continued)**

**10.b The information on net investments in finance leases:**

	Current Period	Prior Period
<b>Gross investments in finance leases</b>	<b>232.481</b>	<b>140.968</b>
Unearned revenue from finance leases (-)	26.755	12.094
Cancelled finance leases (-)	-	-
<b>Net investments in finance leases</b>	<b>205.726</b>	<b>128.874</b>

**10.c Explanation with respect to finance lease agreements, the criteria used in determination of contingent rents, conditions for revisions or purchase options, updates of leasing amounts and the restrictions imposed by lease arrangements, whether arrays in repayment occur, whether the terms of the contract are renewed, if renewed, the renewal conditions, whether the renewal results any restrictions, and other important conditions of the leasing agreement:**

Finance lease agreements are made in accordance with the related articles of the Financial Leasing, Factoring and Financing Company Law No. 6361. There are no restructuring or restrictions having material effect on financial statements.

**11. Information on derivative financial assets for hedging purposes**

There is differences on derivative financial instruments held for hedging purposes amounting to TL 262.699 (31 December 2019: 67.884).

As of 31 December 2020, the net fair value of derivative financial instruments designated as hedging instruments carried in the contract amount and the balance sheet are summarized in the following table:

	Current Period			Prior Period		
	Face Value	Asset	Liability	Face Value	Asset	Liability
Interest Rate Swap	15.214.012	262.699	-	16.520.430	67.884	(16.545)
FC	15.214.012	262.699	-	16.520.430	67.884	(16.545)
TL	-	-	-	-	-	-
Swap Currency Transactions	4.626.754	-	(154.049)	-	-	-
FC	4.626.754	-	(154.049)	-	-	-
TL	-	-	-	-	-	-

**TÜRKİYE SİNAİ KALKINMA BANKASI A.Ş. AND ITS SUBSIDIARIES**  
**NOTES TO THE CONSOLIDATED FINANCIAL STATEMENTS**  
**FOR THE YEAR ENDED 31 DECEMBER 2020**

(Amounts expressed in thousands of Turkish Lira (TL) unless otherwise stated.)

**SECTION FIVE (Continued)**

**EXPLANATIONS AND DISCLOSURES ON CONSOLIDATED FINANCIAL STATEMENTS**  
**(Continued)**

**I. Explanations and disclosures related to the consolidated assets (continued)**

**10. Information on finance lease receivables (net) (continued)**

**11.a.1 Information on fair value hedge accounting**

Current Period		Type of Risk	Fair Value Change of Hedged Item (1)	Fair Value of Hedging Instrument (1)		Income St Effect (Profit/Loss Through Derivative Financial Instruments)
Hedging Item	Hedged Item			Aktif	Pasif	
Interest Rate Swap Transactions	Fixed Rate Eurobond and Green bond Issued	Interest Rate Risk	(184.285)	181.026	-	(3.259)
Interest Rate Swap Transactions	Fixed Rate Loans Used	Interest Rate Risk	(41.043)	40.450	-	(593)
Cross Currency Swap Transactions	Fixed Rate Issued Eurobond	Interest Rate Risk	(54.959)	54.947	-	(11)

(1) The fair value of hedged item and hedging instrument are presented as net market value excluding credit risk and accumulated interest.

Prior Period		Type of Risk	Fair Value Change of Hedged Item (1)	Fair Value of Hedging Instrument (1)		Income St Effect (Profit/Loss Through Derivative Financial Instruments)
Hedging Item	Hedged Item			Asset	Liability	
Interest Rate Swap Transactions	Fixed Rate Eurobond and Green bond Issued	Interest Rate Risk	16.960	69.500	(13.577)	72.883
Interest Rate Swap Transactions	Fixed Rate Loans Used	Interest Rate Risk	(5.481)	4.597	-	(884)

(1) The fair value of hedged item is presented as net market value less credit risk and accumulated interest.

**TÜRKİYE SİNAİ KALKINMA BANKASI A.Ş. AND ITS SUBSIDIARIES**  
**NOTES TO THE CONSOLIDATED FINANCIAL STATEMENTS**  
**FOR THE YEAR ENDED 31 DECEMBER 2020**

(Amounts expressed in thousands of Turkish Lira (TL) unless otherwise stated.)

**SECTION FIVE (Continued)**

**EXPLANATIONS AND DISCLOSURES ON CONSOLIDATED FINANCIAL STATEMENTS**  
**(Continued)**

**I. Explanations and disclosures related to the consolidated assets (continued)**

**12. Information on tangible assets (net)**

The Group adopted the revaluation method under TAS 16 in the valuation of properties included in property, plant and equipment. The appraisal companies authorized by CMB and BRSA are valued for the year 2020 and are not accounted as there is no significant change with the valuation amount recorded in the previous period.

<b>Current Period</b>	<b>Prior Period End</b>	<b>Current Period Additions</b>	<b>Current Period Disposals</b>	<b>Revaluation Surplus</b>	<b>Current Period End</b>
<b>Cost</b>					
Land and buildings	341.070	-	-	32.407	373.474
Assets held under finance leases	-	-	-	-	-
Vehicles	2.535	-	-	-	2.535
Right to use Securities-Real Estate	6.542	1.565	(408)	-	7.699
Assets held for resale	-	-	-	-	-
Other	28.399	6.919	(274)	-	35.047
<b>Total Cost</b>	<b>378.546</b>	<b>8.484</b>	<b>(682)</b>	<b>32.407</b>	<b>418.755</b>
<b>Accumulated depreciation</b>					
Land and buildings	(1.054)	(179)	-	-	(1.233)
Assets held under finance leases	-	-	-	-	-
Vehicles	(272)	(478)	-	-	(750)
Right to use Securities-Real Estate	(1.925)	(2.189)	-	-	(4.114)
Assets held for resale	-	-	-	-	-
Other	(28.089)	(4.155)	248	-	(31.996)
<b>Total accumulated depreciation</b>	<b>(31.340)</b>	<b>(7.001)</b>	<b>248</b>	<b>-</b>	<b>(38.093)</b>
<b>Impairment provision</b>					
Land and buildings	-	-	-	-	-
Assets held under finance leases	-	-	-	-	-
Right to use Securities-Real Estate	-	-	-	-	-
Vehicles	-	-	-	-	-
Assets held for resale	-	-	-	-	-
Other	-	-	-	-	-
<b>Total impairment provision</b>	<b>-</b>	<b>-</b>	<b>-</b>	<b>-</b>	<b>-</b>
<b>Net book value</b>	<b>347.206</b>	<b>1.483</b>	<b>(434)</b>	<b>32.407</b>	<b>380.662</b>

**TÜRKİYE SİNAİ KALKINMA BANKASI A.Ş. AND ITS SUBSIDIARIES**  
**NOTES TO THE CONSOLIDATED FINANCIAL STATEMENTS**  
**FOR THE YEAR ENDED 31 DECEMBER 2020**

(Amounts expressed in thousands of Turkish Lira (TL) unless otherwise stated.)

**SECTION FIVE (Continued)**

**EXPLANATIONS AND DISCLOSURES ON CONSOLIDATED FINANCIAL STATEMENTS**  
**(Continued)**

**I. Explanations and disclosures related to the consolidated assets (continued)**

**12. Information on fair value hedge accounting (continued)**

Prior Period	Prior Period End	Current Period Additions	Current Period Disposals	Revaluation Surplus	Current Period End
Cost					
Land and buildings	291.924	41	-	49.105	341.070
Assets held under finance leases	2.330	-	(2.330)	-	-
Vehicles	1.000	2.348	(813)	-	2.535
Right to use Securities-Real Estate	-	6.997	(455)	-	6.542
Assets held for resale	-	-	-	-	-
Other	30.027	5.652	(7.280)	-	28.399
<b>Total Cost</b>	<b>325.281</b>	<b>15.038</b>	<b>(10.878)</b>	<b>49.105</b>	<b>378.546</b>
Accumulated depreciation					
Land and buildings	(818)	(236)	-	-	(1.054)
Assets held under finance leases	(2.221)	-	208	2.013	-
Vehicles	(852)	(191)	771	-	(272)
Right to use Securities-Real Estate	-	(1.949)	24	-	(1.925)
Assets held for resale	-	-	-	-	-
Other	(28.739)	(4.335)	6.998	(2.013)	(28.089)
<b>Total accumulated depreciation</b>	<b>(32.630)</b>	<b>(6.711)</b>	<b>8.001</b>	<b>-</b>	<b>(31.340)</b>
Impairment provision	-	-	-	-	-
Land and buildings	-	-	-	-	-
Assets held under finance leases	-	-	-	-	-
Right to use Securities-Real Estate	-	-	-	-	-
Vehicles	-	-	-	-	-
Assets held for resale	-	-	-	-	-
Other	-	-	-	-	-
<b>Total impairment provision</b>	<b>-</b>	<b>-</b>	<b>-</b>	<b>-</b>	<b>-</b>
<b>Net book value</b>	<b>292.651</b>	<b>8.327</b>	<b>(2.877)</b>	<b>49.105</b>	<b>347.206</b>

**13. Information on intangible assets**

**13.a Useful lives and amortization rates used:**

Tangible assets, purchased before 1 January 2005, are accounted for at their restated costs as of 31 December 2004 and the assets purchased in the following periods are accounted for at acquisition cost less accumulated depreciation and reserve for impairment.

Rental or administrative purposes or other unspecified purposes of assets that under construction will be amortised when they are ready to use.

**13.b Amortization methods used:**

The intangible assets are amortized principally on straight line basis which amortize the assets over their expected useful lives.

**TÜRKİYE SİNAİ KALKINMA BANKASI A.Ş. AND ITS SUBSIDIARIES**  
**NOTES TO THE CONSOLIDATED FINANCIAL STATEMENTS**  
**FOR THE YEAR ENDED 31 DECEMBER 2020**

(Amounts expressed in thousands of Turkish Lira (TL) unless otherwise stated.)

**SECTION FIVE (Continued)**

**EXPLANATIONS AND DISCLOSURES ON CONSOLIDATED FINANCIAL STATEMENTS**  
**(Continued)**

**I. Explanations and disclosures related to the consolidated assets (continued)**

**13.c Cost and accumulated amortization at the beginning and end of the period:**

Current Period	Beginning of Current Period		End of Current Period	
	Gross Book Value	Accumulated Amortization	Gross Book Value	Accumulated Amortization
Software	10.935	(6.866)	12.738	(8.677)
Goodwill	1.005	-	1.005	-

Prior Period	Beginning of Current Period		End of Current Period	
	Gross Book Value	Accumulated Amortization	Gross Book Value	Accumulated Amortization
Software	9.041	(1.964)	11.946	(6.872)
Goodwill	1.005	-	1.005	-

**13.d Movement of cost and accumulated amortization for the period:**

Current Period	Closing Balance of Prior Period	Current Year Additions	Current Year Disposals	Closing Balance of Current Period
Cost				
Software	10.935	2.342	(539)	12.738
Goodwill	1.005	-	-	1.005
<b>Total Cost</b>	<b>11.940</b>	<b>2.342</b>	<b>(539)</b>	<b>13.743</b>
Accumulated Amortization				
Software	(6.866)	(2.350)	539	(8.677)
Goodwill	-	-	-	-
<b>Total Accumulated Amortization</b>	<b>(6.866)</b>	<b>(2.350)</b>	<b>539</b>	<b>(8.677)</b>
Impairment Provision				
Software	-	-	-	-
<b>Total Impairment Provision</b>				
<b>Net Book Value</b>	<b>5.074</b>	<b>(8)</b>	<b>-</b>	<b>5.066</b>

Prior Period	Closing Balance of Prior Period	Current Year Additions	Current Year Disposals	Closing Balance of Current Period
Cost				
Software	9.042	2.080	(187)	10.935
Goodwill	1.005	-	-	1.005
<b>Total Cost</b>	<b>10.047</b>	<b>2.080</b>	<b>(187)</b>	<b>11.940</b>
Accumulated Amortization				
Software	(5.175)	(1.878)	187	(6.866)
Goodwill	-	-	-	-
<b>Total Accumulated Amortization</b>	<b>(5.175)</b>	<b>(1.878)</b>	<b>187</b>	<b>(6.866)</b>
Impairment Provision				
Software	-	-	-	-
<b>Total Impairment Provision</b>	<b>-</b>	<b>-</b>	<b>-</b>	<b>-</b>
<b>Net Book Value</b>	<b>4.872</b>	<b>202</b>	<b>-</b>	<b>5.074</b>

**TÜRKİYE SİNAİ KALKINMA BANKASI A.Ş. AND ITS SUBSIDIARIES**  
**NOTES TO THE CONSOLIDATED FINANCIAL STATEMENTS**  
**FOR THE YEAR ENDED 31 DECEMBER 2020**

(Amounts expressed in thousands of Turkish Lira (TL) unless otherwise stated.)

**SECTION FIVE (Continued)**

**EXPLANATIONS AND DISCLOSURES ON CONSOLIDATED FINANCIAL STATEMENTS**  
**(Continued)**

**I. Explanations and disclosures related to the consolidated assets (continued)**

**13. Information on intangible assets (continued)**

**13.e The net book value, description and the remaining amortization period of any material individual intangible asset in the financial statements:**

As of the reporting date, the Group has no individual intangible asset which is material to the financial statements as a whole (31 December 2019: None).

**13.f Disclosure for intangible assets acquired through government grants and accounted for at fair value at initial recognition:**

As of the reporting date, the Group has no intangible assets acquired through government grants (31 December 2019: None).

**13.g The method of subsequent measurement for intangible assets that are acquired through government incentives and recorded at fair value at the initial recognition:**

As of the reporting date, the Group has no intangible assets acquired with government incentives (31 December 2019: None).

**13.h The book value of intangible assets that are pledged or restricted for use:**

As of the reporting date, the Group has no intangible assets with restricted use or pledged (31 December 2019: None).

**13.i Amount of purchase commitments for intangible assets:**

As of the reporting date, the Group has no purchase commitments for intangible assets (31 December 2019: None).

**13.j Information on revalued intangible assets according to their types:**

The Group did not revalue its intangible assets as at the reporting date (31 December 2019: None).

**13.k Amount of total research and development expenses recorded in income statement within the period, if any:**

The Group has no research and development costs expensed in the current period (31 December 2019: None).

**13.l Information on goodwill:**

Goodwill on Consolidation	Effective Share Rate %	Carrying Amount
Yatırım Finansman Menkul Değerler A.Ş.	95,78	1.005

**TÜRKİYE SİNAİ KALKINMA BANKASI A.Ş. AND ITS SUBSIDIARIES**  
**NOTES TO THE CONSOLIDATED FINANCIAL STATEMENTS**  
**FOR THE YEAR ENDED 31 DECEMBER 2020**

(Amounts expressed in thousands of Turkish Lira (TL) unless otherwise stated.)

**SECTION FIVE (Continued)**

**EXPLANATIONS AND DISCLOSURES ON CONSOLIDATED FINANCIAL STATEMENTS**  
**(Continued)**

**I. Explanations and disclosures related to the consolidated assets (continued)**

**13. Information on intangible assets (continued)**

**13.m The carrying value of goodwill at beginning and end of the period, and movements within the period:**

	Current Period	Prior Period
Net Value at the Beginning of the Period	1.005	1.005
Changes in the Period:	-	-
Additional Goodwill	-	-
Restatements Arising from Changes in Assets and Liabilities	-	-
Goodwill Written off due to Discontinued Operations or Partial/Full Derecognizing of an Asset (-)	-	-
Impairment Loss (-)	-	-
Reversal of Impairment loss (-)	-	-
Changes in Carrying Value	-	-
<b>Net Value at the End of Period</b>	<b>1.005</b>	<b>1.005</b>

**13.n The carrying value of negative goodwill at beginning and end of the period, and movements within the period:**

As of the reporting date, the Group has no negative goodwill in the accompanying financial statements (31 December 2019: None).

**14. Information on investment properties**

In the current period, the Group has three investment properties with a net book value of TL 279.523 (31 December 2019: TL 273.918) belonging to the Parent Bank's subsidiary operating in the real-estate investment trust sector. Investment properties movement table as of 31 December 2020 and 31 December 2019 is as follows:

Current Period	Opening Balance of Current Period	Additions	Disposals	Change in Fair Value	Closing Balance of Current Period
Tahir Han	36.960	-	-	235	37.195
Pendorya Mall	155.555	4.046	-	(1.171)	158.430
Adana Hotel Project	81.403	-	(172)	2.667	83.898
<b>Total</b>	<b>273.918</b>	<b>4.046</b>	<b>(172)</b>	<b>1.731</b>	<b>279.523</b>

Prior Period	Closing Balance of Prior Period	Additions	Disposals	Change in Fair Value	Closing Balance of Prior Period
Tahir Han	28.130	-	-	8.830	36.960
Pendorya Mall	154.155	1.657	-	(257)	155.555
Adana Hotel Project	65.508	-	(2.121)	18.016	81.403
<b>Total</b>	<b>247.793</b>	<b>1.657</b>	<b>(2.121)</b>	<b>26.589</b>	<b>273.918</b>

**TÜRKİYE SİNAİ KALKINMA BANKASI A.Ş. AND ITS SUBSIDIARIES**  
**NOTES TO THE CONSOLIDATED FINANCIAL STATEMENTS**  
**FOR THE YEAR ENDED 31 DECEMBER 2020**

(Amounts expressed in thousands of Turkish Lira (TL) unless otherwise stated.)

**SECTION FIVE (Continued)**

**EXPLANATIONS AND DISCLOSURES ON CONSOLIDATED FINANCIAL STATEMENTS**  
**(Continued)**

**I. Explanations and disclosures related to the consolidated assets (continued)**

**15. Information on deferred tax assets**

**15.a Temporary differences, tax losses, exemptions and deductions reflected to balance sheet as deferred tax asset:**

The Group has computed deferred tax asset or liability on “temporary differences” arising from carrying values of assets and liabilities in the accompanying financial statements and their tax bases.

<b>Assets:</b>	<b>Current Period</b>	<b>Prior Period</b>
Useful life difference of fixed assets	333	-
Loan commissions accrual adjustment	22.687	22.138
Provisions	234.627	129.195
Employee benefit provision	4.178	3.897
Marketable Securities	28.888	2.028
Others (1)	13.671	9.179
<b>Total Deferred Tax Asset</b>	<b>304.384</b>	<b>166.437</b>
<b>Deferred tax liabilities:</b>		
Marketable securities	(1.142)	(905)
Borrowings commissions accrual adjustment	(16.122)	(14.744)
Valuation of derivative instruments	(102.189)	(104.207)
Useful life difference of fixed assets	-	(846)
Others	(11.020)	(5.805)
<b>Total Deferred Tax Liability</b>	<b>(130.473)</b>	<b>(126.507)</b>
<b>Net Deferred Tax Asset</b>	<b>173.911</b>	<b>39.930</b>

(1) Other item also includes deferred assets for hedge accounting amounting to TL 8.209.

	<b>Current Period</b>	<b>Prior Period</b>
Deferred Tax as of January 1 Asset / (Liability) - Net	39.930	3.844
Deferred Tax (Loss) / Gain	145.851	89.505
Deferred Tax that is Realized Under Shareholder's Equity (1)	(11.870)	(53.419)
<b>Deferred Tax Asset / (Liability) Net</b>	<b>173.911</b>	<b>39.930</b>

**15.b Temporary differences over which deferred tax asset are not computed and recorded in the balance sheet in prior periods, if so, their expiry date, losses and tax deductions and exceptions:**

No deferred tax difference has been calculated over the previous periods and no tax asset has been calculated and reflected in the balance sheet. (31 December 2019 : None )

**15.c Allowance for deferred tax and deferred tax assets from reversal of allowance:**

As of the reporting date, the Group has no allowance for deferred tax and deferred tax liability from reversal of allowance (31 December 2019: None).

**16. Explanation on assets held for sale:**

	<b>Current Period</b>	<b>Prior Period</b>
<b>Net book value at beginning of period</b>	<b>64.403</b>	<b>1</b>
Cash Paid for Purchase	-	64.402
Expected Loss (-)	-	-
<b>Net book value at end of period</b>	<b>64.403</b>	<b>64.403</b>



**TÜRKİYE SİNAİ KALKINMA BANKASI A.Ş. AND ITS SUBSIDIARIES**  
**NOTES TO THE CONSOLIDATED FINANCIAL STATEMENTS**  
**FOR THE YEAR ENDED 31 DECEMBER 2020**

(Amounts expressed in thousands of Turkish Lira (TL) unless otherwise stated.)

**SECTION FIVE (Continued)**

**EXPLANATIONS AND DISCLOSURES ON CONSOLIDATED FINANCIAL STATEMENTS**  
**(Continued)**

**I. Explanations and disclosures related to the consolidated assets (continued)**

**16. Explanation on assets held for sale (continued)**

The Bank have reached an agreement on restructuring the debts of Ojer Telekomünikasyon A.Ş. (OTAŞ), the major shareholder of Türk Telekomünikasyon A.Ş. (Türk Telekom) provided under the loan agreements. It was completed that 192.500.000.000 Class A shares owned by OTAŞ in Türk Telekom, representing 55% of Türk Telekom's issued share capital, which have been pledged as security for the existing loan facilities of OTAŞ, would be taken over by a special purpose vehicle incorporated or to be incorporated in the Republic of Turkey, owned directly or indirectly by the creditors. The Bank has participated in LYY Telekominakasyon A.Ş. which was established within this context with 1,6172% stake and amounting to TL 64.403 . The Bank considered the related investment within the scope of TFRS 5 “Assets Held for Sale and Discontinued Operations” (31 December 2019: TL 64.403).

**17. Information about other assets**

**17.a Other assets which exceed 10% of the balance sheet total and breakdown of these which constitute at least 20% of grand total:**

Other assets do not exceed 10% of total assets, excluding off-balance sheet commitments (31 December 2019: None).

**II. Explanations and disclosures related to the liabilities**

**1. Information of maturity structure of deposits**

**1.a.1 Maturity structure of deposits:**

The Parent Bank is not authorized to accept deposits.

**1.a.2 Information on saving deposits under the guarantee of saving deposit insurance fund and exceeding the limit of deposit insurance fund:**

The Parent Bank is not authorized to accept deposits.

**1.b Information on the scope whether the Bank with a foreign head office suits saving deposit insurance of the related country:**

The Parent Bank is not authorized to accept deposits.

**1.c Saving deposits which are not under the guarantee of deposit insurance fund:**

The Parent Bank is not authorized to accept deposits.

**2. Negative differences table related to derivative financial liabilities**

Derivative Financial Liabilities Held For Trading (1)	Current Period		Prior Period	
	TL	FC	TL	FC
Forward Transactions	63.711	1.253	41.025	142
Swap Transactions	262.653	389.244	236.399	181.127
Futures Transactions	-	-	-	-
Options	-	4.070	-	9.596
Other	-	-	-	-
<b>Total</b>	<b>326.364</b>	<b>394.567</b>	<b>277.424</b>	<b>190.865</b>

(1) Financial Liabilities for Hedging Purposes amounting to TL 154.049 (31 December 2008: TL 16.545) are shown in “Derivative Financial Liabilities”.

**TÜRKİYE SİNAİ KALKINMA BANKASI A.Ş. AND ITS SUBSIDIARIES**  
**NOTES TO THE CONSOLIDATED FINANCIAL STATEMENTS**  
**FOR THE YEAR ENDED 31 DECEMBER 2020**

(Amounts expressed in thousands of Turkish Lira (TL) unless otherwise stated.)

**SECTION FIVE (Continued)**

**EXPLANATIONS AND DISCLOSURES ON CONSOLIDATED FINANCIAL STATEMENTS**  
**(Continued)**

**II. Explanations and disclosures related to the consolidated liabilities (continued)**

**1. Information of maturity structure of deposits (continued)**

**3. Information on banks and other financial institutions**

**3.a Information on banks and other financial institutions:**

	Current Period		Prior Period	
	TL	FC	TL	FC
Loans from Central Bank of Turkey	-	-	-	-
From Domestic Banks and Institutions	29.000	276.973	513.609	673.969
From Foreign Banks, Institutions and Funds	90.985	31.935.252	122.030	25.318.717
<b>Total</b>	<b>119.985</b>	<b>32.212.225</b>	<b>635.639</b>	<b>25.992.686</b>

**3.b Maturity analysis of funds borrowed:**

	Current Period		Prior Period	
	TL	FC	TL	FC
Short-term	29.000	100.498	20.109	132.621
Medium and long-term	90.985	32.111.727	615.530	25.860.065
<b>Total</b>	<b>119.985</b>	<b>32.212.225</b>	<b>635.639</b>	<b>25.992.686</b>

**3.c Additional information about the concentrated areas of liabilities:**

	Current Period		Prior Period	
	TL	FC	TL	FC
Nominal	514.482	7.701.750	255.000	5.916.000
Cost	512.718	7.657.597	251.520	5.884.485
Book Value	441.111	8.021.275	253.918	6.023.450

The Parent Bank issued selling of Greenbond in abroad with nominal value of full USD 300 Million, 5 years maturity and for financing the green and sustainable projects The return of these bonds which have the redemption date of 18 May 2021 and 5 years maturity is determined as 5,048% and the coupon rate as 4,875%.

As of 16 January 2018, the Parent Bank issued the debt instrument which have nominal value of full USD 350 Million, redemption date of 16 January 2023 with fixed interest rate of 5,608%, 5 years maturity and semiannual coupon payment.

As of 23 January 2020, the Parent Bank issued Eurobond with the nominal amount of full USD 400 Million. Interest rate of these debt instruments determined as 6% which have the redemption date of 23 January 2025 with fixed interest rate, 5 years maturity and semiannual coupon payment.

Yatırım Finansman Menkul Değerler A.Ş. Has issued debt instruments with a nominal amount of TL 51.500.000 as of 2 November 2020 and a maturity of 86 days at a simple interest rate of 15,05 with a maturity date of 27 January 2021.

**TÜRKİYE SİNAİ KALKINMA BANKASI A.Ş. AND ITS SUBSIDIARIES**  
**NOTES TO THE CONSOLIDATED FINANCIAL STATEMENTS**  
**FOR THE YEAR ENDED 31 DECEMBER 2020**

(Amounts expressed in thousands of Turkish Lira (TL) unless otherwise stated.)

**SECTION FIVE (Continued)**

**EXPLANATIONS AND DISCLOSURES ON CONSOLIDATED FINANCIAL STATEMENTS**  
**(Continued)**

**II. Explanations and disclosures related to the consolidated liabilities (continued)**

**1. Information of maturity structure of deposits (continued)**

**3. Information on banks and other financial institutions (continued)**

**3.c Additional information about the concentrated areas of liabilities: (continued)**

The details of the issues that Yatırım Varlık Kiralama A.Ş. issued as of December 31, 2020 and whose redemption date has not yet come is as follows:

ISIN Code	Fund User	Issue Amount (TL)	Issue Date	Redemption Date
TRDYVKS2119	Palmet Gaz Grup A.Ş.	150.000.000	27/12/2019	24/12/2021
TRDYVKS32217	Altınmarka Gıda San. ve Tic. A.Ş.	75.000.000	11/03/2020	09/03/2022
TRDYVKS62115	Zorlu Enerji Elektrik Üretim A.Ş.	50.000.000	03/06/2020	02/06/2021
TRDYVKS2119	Zorlu Enerji Elektrik Üretim A.Ş.	40.000.000	06/08/2020	02/02/2021
TRDYVKSE2214	MNG Kargo Yurtiçi ve Yurtdışı Taşımacılık A.Ş.	75.000.000	14/10/2020	12/10/2022
TRDYVKS42117	Zorlu Enerji Elektrik Üretim A.Ş.	35.000.000	23/10/2020	07/04/2021

(\*) TL 42.390 Thousand taken into the group portfolio is eliminated in financials.

**3.d Additional information about the concentrated areas of liabilities:**

Under normal banking operations, the Parent Bank provided funds under repurchase agreements and funds borrowed. Fund resources of the Parent Bank particularly consist of foreign FC funds borrowed and FC and TL repurchase transactions. Information relating to funds provided under repurchase agreements is shown in the table below:

	Current Period		Prior Period	
	TL	FC	TL	FC
From Domestic Transactions	636.503	323.705	369.379	216.152
Financial institutions and organizations	608.519	-	320.343	-
Other institutions and organizations	27.241	318.268	48.417	211.791
Real persons	743	5.437	619	4.361
From Foreign Transactions	6	-	5	446.020
Financial institutions and organizations	-	-	-	446.020
Other institutions and organizations	2	-	2	-
Real persons	4	-	3	-
<b>Total</b>	<b>636.509</b>	<b>323.705</b>	<b>369.384</b>	<b>662.172</b>

**4. Other liabilities which exceed 10% of the balance sheet total and the breakdown of these which constitute at least 20% of grand total**

There are no other liabilities which exceed 10% of the balance sheet total (31 December 2019: None).

**5. Explanations on financial lease obligations (net)**

**5.a Explanations on finance lease payables:**

The Group has no finance lease payables (31 December 2019: None).

**5.b Explanations regarding operational leases:**

As of the reporting date, 2 head office buildings, 8 branches, 24 cars and 327 computers are within the context of operational leasing. (31 December 2019: 9 branches, 24 cars and 327 computers are subject to operational leasing). The Group has liability for operational leases amounting to TL 4.394 as of the reporting date.

**TÜRKİYE SİNAİ KALKINMA BANKASI A.Ş. AND ITS SUBSIDIARIES**  
**NOTES TO THE CONSOLIDATED FINANCIAL STATEMENTS**  
**FOR THE YEAR ENDED 31 DECEMBER 2020**

(Amounts expressed in thousands of Turkish Lira (TL) unless otherwise stated.)

**SECTION FIVE (Continued)**

**EXPLANATIONS AND DISCLOSURES ON CONSOLIDATED FINANCIAL STATEMENTS**  
**(Continued)**

**II. Explanations and disclosures related to the consolidated liabilities (continued)**

**5.c Explanations on the lessor and lessee in sale and lease back transactions, agreement conditions, and major agreement terms:**

The Group has no sale and lease back transactions as of the reporting date (31 December 2019: None).

**6. Negative differences on derivative financial instruments held for hedging purposes:**

	Current Period		Prior Period	
	TL	FC	TL	FC
Fair Value Hedge (1)	-	154.049	-	16.545
Cash Flow Hedge	-	-	-	-
Hedge of net investment in foreign operations	-	-	-	-
	-	<b>154.049</b>	-	<b>16.545</b>

(1) Derivative Financial Liabilities for Hedging Purposes are shown in the "Derivative Financial Liabilities".

**7. Information on provisions**

**7.a Foreign exchange losses on the foreign currency indexed loans and finance lease receivables:**

As of the reporting date, the Bank has no foreign exchange losses on the foreign currency indexed loans (31 December 2019: TL None).

**7.b Unindemnified non-cash loans third stage expected loss provisions or non-cash loans expected loss provisions:**

The Parent Bank's specific provisions provided for unindemnified non cash loan third stage expected loss provisions amount to TL 1.220 (31 December 2019: TL 838).

The Parent Bank's expected credit loss on non-cash loans is amounting to TL 31.962 (31 December 2019 : TL 23.857).

**7.c Information related to other provisions:**

**7.c.1 Provisions for possible losses:**

Free provision amounting to TL 220.000 provided by the Bank management in the current period for possible results of the circumstances which may arise from possible changes in the economy and market conditions (31 December 2019: TL 220.000).

**7.c.2 Information on employee termination benefits and unused vacation accrual:**

The Bank has calculated reserve for employee termination benefits by using actuarial valuations as set out in the Turkish Accounting Standard No: 19 and reflected the calculated amount to the financial statements.

As of 31 December 2020, employee termination benefits is amounting TL 16.648 reflected in financial statements (31 December 2019: TL 14.568). As of 31 December 2020, the Bank has provided a reserve for unused vacation amounting to TL 4.673 (31 December 2019: TL 3.526). This balance is classified under reserve for employee benefits in the financial statements.

The actuarial gain amounting to TL 3.507 after 1 January 2020 have been accounted under equity in accordance with the revised TAS 19 standard (31 December 2019: TL 1.034 actuarial loss).

***Liabilities on pension rights***

As explained on the Section Three, Accounting Policies, XVII. Explanations on Liabilities Regarding Employee Benefits as of 31 December 2020, the Group has no obligations on pension rights (31 December 2019: None).

**TÜRKİYE SİNAİ KALKINMA BANKASI A.Ş. AND ITS SUBSIDIARIES**  
**NOTES TO THE CONSOLIDATED FINANCIAL STATEMENTS**  
**FOR THE YEAR ENDED 31 DECEMBER 2020**

(Amounts expressed in thousands of Turkish Lira (TL) unless otherwise stated.)

**SECTION FIVE (Continued)**

**EXPLANATIONS AND DISCLOSURES ON CONSOLIDATED FINANCIAL STATEMENTS**  
**(Continued)**

**II. Explanations and disclosures related to the consolidated liabilities (continued)**

**7. Information on provisions (continued)**

**7.c Information related to other provisions (continued):**

**7.c.2 Information on employee termination benefits and unused vacation accrual (continued):**

*Liabilities for pension funds established in accordance with Social Security Institution*

As of 31 December 2020: None (31 December 2019: None).

*Liabilities resulting from all kinds of pension funds, foundations etc. which provide post-retirement benefits for the employees*

The Bank's present value of the liabilities of TSKB A.Ş. Memur ve Müstahdemleri Yardım ve Emekli Vakfı fund, subject to the transfer to the Social Security Institution of the Pension Fund as of 31 December 2020 has been calculated by an independent actuary in accordance with the actuarial assumptions in the Law and as per actuarial report dated 18 January 2021, there is no need for technical or actual deficit to book provision as of 31 December 2020.

Accordingly, as of 31 December 2020 the Parent Bank has no requirements for the benefits transferable to the fund and for other benefits not transferable to the fund and arising from other social rights and payments covered by the existing trust indenture of the Fund and medical benefits provided for employees in accordance to the law explained in Note 3.17, the accounting policies related with employee benefits.

**7.c.3 If other provisions exceeds 10% of total provisions, the name and amount of sub-accounts:**

Other provisions, except to free provisions for possible losses, includes amount to TL 31.961 for general provision for non-cash loans and other Miscellaneous provisions. (31 December 2019: TL 23.857).

**8. Information on taxes payable**

**8.a Information on current taxes payable**

**8.a.1 Information on taxes payable:**

	Current Period		Prior Period	
	TL	FC	TL	FC
Corporate Taxes and Deferred Taxes				
Corporate Taxes Payable	136.723	-	67.608	-
Deferred Tax Liability	1.508	-	-	-
<b>Total</b>	<b>138.231</b>	<b>-</b>	<b>67.608</b>	<b>-</b>

**8.a.2 Information on taxes payable:**

	Current Period	Prior Period
Corporate Taxes Payable	136.723	67.608
Taxation of Securities	4.915	1.583
Capital gains tax on property	-	-
Banking and Insurance Transaction Tax (BITT)	9.188	7.358
Foreign Exchange Transaction Tax	-	-
Value Added Tax Payable	660	545
Other	2.974	5.688
<b>Total</b>	<b>154.460</b>	<b>82.782</b>

**TÜRKİYE SİNAİ KALKINMA BANKASI A.Ş. AND ITS SUBSIDIARIES**  
**NOTES TO THE CONSOLIDATED FINANCIAL STATEMENTS**  
**FOR THE YEAR ENDED 31 DECEMBER 2020**

(Amounts expressed in thousands of Turkish Lira (TL) unless otherwise stated.)

**SECTION FIVE (Continued)**

**EXPLANATIONS AND DISCLOSURES ON CONSOLIDATED FINANCIAL STATEMENTS**  
**(Continued)**

**II. Explanations and disclosures related to the consolidated liabilities (continued)**

**8.a.3 Information on premiums:**

	<b>Current Period</b>	<b>Prior Period</b>
Social Security Premiums-Employee	203	177
Social Security Premiums-Employer	234	203
Bank Social Aid Pension Fund Premium-Employee	-	-
Bank Social Aid Pension Fund Premium-Employer	-	-
Pension Fund Membership Fees and Provisions-Employee	-	-
Pension Fund Membership Fees and Provisions-Employer	-	-
Unemployment Insurance-Employee	68	58
Unemployment Insurance-Employer	135	115
Other	29	23
<b>Total</b>	<b>669</b>	<b>576</b>

**8.b Explanations on deferred taxes liabilities:**

As of the reporting date, the Group has no deferred tax liability (31 December 2019: None).

**9. Information on liabilities regarding assets held for sale**

None (31 December 2019: None).

**10. Explanations on the number of subordinated loans the Parent Bank used, maturity, interest rate, institution that the loan was borrowed from, and conversion option, if any:**

As of 28 March 2017, the Parent Bank issued the sustainable subordinated debt instruments which have nominal value of USD 300 Million, redemption date of 29 March 2022 with fixed interest rate of 7,625%, semiannual coupon payment. The value of the borrowing instrument as of the period end is TL 2.299.503.

	<b>Current Period</b>		<b>Prior Period</b>	
	<b>TP</b>	<b>FC</b>	<b>TP</b>	<b>FC</b>
Debt Instruments Subject to Common Equity				
Subordinated Loans	-	-	-	-
Subordinated Debt Instruments	-	-	-	-
Debt Instruments Subject to Tier II Equity	-	2.299.503	-	1.830.045
Subordinated Loans	-	-	-	-
Subordinated Debt Instruments	-	2.299.503	-	1.830.045
<b>Total</b>	<b>-</b>	<b>2.299.503</b>	<b>-</b>	<b>1.830.045</b>

**TÜRKİYE SİNAİ KALKINMA BANKASI A.Ş. AND ITS SUBSIDIARIES**  
**NOTES TO THE CONSOLIDATED FINANCIAL STATEMENTS**  
**FOR THE YEAR ENDED 31 DECEMBER 2020**

(Amounts expressed in thousands of Turkish Lira (TL) unless otherwise stated.)

**SECTION FIVE (Continued)**

**EXPLANATIONS AND DISCLOSURES ON CONSOLIDATED FINANCIAL STATEMENTS**  
**(Continued)**

**II. Explanations and disclosures related to the consolidated liabilities (continued)**

**11. Explanations on shareholders' equity**

**11.a Presentation of paid-in capital:**

	Current Period	Prior Period
Common stock	2.800.000	2.800.000
Preferred stock	-	-

**11.b Paid-in capital amount, explanation as to whether the registered share capital system ceiling is applicable at bank, if so, amount of registered share capital:**

Capital System	Paid-in capital	Ceiling
Registered Capital System	2.800.000	4.500.000

**11.c Information on share capital increases and their sources; other information on increased capital shares in current period:**

In the meeting of the General Assembly held on 26 March 2020, it has been resolved that, the Parent Bank has no capital increase in the current period, and it was decided to transfer the 2019 profit to the reserves within the framework of the General Assembly Decision.

In the meeting of the General Assembly held on 26 March 2019, it has been resolved that, the Parent Bank has no capital increase in the current period, and it was decided to transfer the 2018 profit to the reserves within the framework of the General Assembly Decision.

**11.d Information on share capital increases from capital reserves:**

None (31 December 2019: None).

**11.e Capital commitments in the last fiscal year and at the end of the following period, the general purpose of these commitments and projected resources required to meet these commitments:**

The Bank has no capital commitments for its associates in the last fiscal year and at the end of the following period (31 December 2019: None).

**11.f Indicators of the Bank's income, profitability and liquidity for the previous periods and possible effects of these future assumptions on the Bank's equity due to the uncertainty of these indicators:**

The prior period income, profitability and liquidity of the Parent Bank and their trends in the successive periods are followed by Budget Planning Department by considering the outcomes of the potential changes in the foreign exchange rate, interest rate and maturity alterations on profitability and liquidity under various scenario analyses. The Parent Bank operations are profitable, and the Bank retains the major part of its profit by capital increases or capital reserves within the shareholders equity.

**11.g Information on preferred shares:**

The Parent Bank has no preferred shares (31 December 2019: None).

**TÜRKİYE SİNAİ KALKINMA BANKASI A.Ş. AND ITS SUBSIDIARIES**  
**NOTES TO THE CONSOLIDATED FINANCIAL STATEMENTS**  
**FOR THE YEAR ENDED 31 DECEMBER 2020**

(Amounts expressed in thousands of Turkish Lira (TL) unless otherwise stated.)

**SECTION FIVE (Continued)**

**EXPLANATIONS AND DISCLOSURES ON CONSOLIDATED FINANCIAL STATEMENTS**  
**(Continued)**

**II. Explanations and disclosures related to the consolidated liabilities (continued)**

**11. Explanations on shareholders' equity (continued)**

**11.h Information on marketable securities value increase fund:**

	Current Period		Prior Period	
	TP	YP	TP	YP
From Associates, Subsidiaries, and Entities Under Common Control	110.697	-	23.469	-
Available for Sale Financial Assets	37.946	123.093	79.862	(3.357)
Valuation Differences	(1.905)	123.093	59.148	(3.357)
Foreign Exchange Difference	39.851	-	20.714	-
<b>Total</b>	<b>148.643</b>	<b>123.093</b>	<b>103.331</b>	<b>(3.357)</b>

**11.i Informations on legal reserves:**

	Current Period	Prior Period
First legal reserve	342.095	306.012
Second legal reserve	248	248
Other Legal Reserves Appropriated In Accordance with Special Legislation	373	373
<b>Total</b>	<b>342.716</b>	<b>306.633</b>

**11.j Information on extraordinary reserves:**

	Current Period	Prior Period
Reserves Appropriated by the General Assembly	1.525.800	841.395
Retained Earnings	-	-
Accumulated Losses	-	-
Foreign Currency Share Capital Exchange Differences	-	-
<b>Total</b>	<b>1.525.800</b>	<b>841.395</b>

**12. Information on minority shares:**

	Current Period	Prior Period
Paid-in-Capital	53.675	34.660
Other Capital Reserves	33	33
Share Premium	88	63
Accumulated Other Comprehensive Income or Loss Reclassified Through Profit or Loss	907	774
Legal Reserves	203	160
Extraordinary Reserves	665	706
Other Profit Reserves	-	-
Retained Earnings / Accumulated Losses	1.420	(3.943)
Net Profit or Loss	(2.821)	5.637
<b>Total</b>	<b>54.170</b>	<b>38.090</b>



**TÜRKİYE SİNAİ KALKINMA BANKASI A.Ş. AND ITS SUBSIDIARIES**  
**NOTES TO THE CONSOLIDATED FINANCIAL STATEMENTS**  
**FOR THE YEAR ENDED 31 DECEMBER 2020**

(Amounts expressed in thousands of Turkish Lira (TL) unless otherwise stated.)

**SECTION FIVE (Continued)**

**EXPLANATIONS AND DISCLOSURES ON CONSOLIDATED FINANCIAL STATEMENTS**  
**(Continued)**

**III. Explanations and disclosures related to the consolidated off-balance sheet items**

**1. Information on off-balance sheet liabilities**

**1.a Nature and amount of irrevocable loan commitments:**

	<b>Current Period</b>	<b>Prior Period</b>
Commitments for Forward Purchase and Sales of Assets	99.130	21.404
Commitments for Money Market Brokerage Purchase and Sales	191.340	73.508
Commitments for Stock Brokerage Purchase and Sales	149.937	345.846
Commitments for Letter of Credit	438.411	434.273
Commitments from Forward Short Term Borrowing and Transfers	-	-
Capital commitments for subsidiaries and associates (1)	127.172	96.782
Other	597.652	332.546
<b>Total</b>	<b>1.603.642</b>	<b>1.304.359</b>

(1) The Bank, the European Investment Fund (European Investment Fund - EIF), to be established by Turkey, Growth and Innovation Fund (Turkish Growth and Innovation Fund - TGIF) purchase of shares of the fund established under the name situated remaining amount that commitment

**1.b Possible losses and commitments related to off-balance sheet items including items listed below:**

**1.b.1 Non-cash loans including guarantees, surety and acceptances, financial collaterals and other letters of credits:**

As of the reporting date, total letters of credits, surety and acceptance amount to TL 2.852.676 (31 December 2019: TL 2.728.688).

**1.b.2 Certain guarantees, tentative guarantees, surety ships and similar transactions:**

As of the reporting date, total letters of guarantee is TL 2.086.162 (31 December 2019: TL 1.819.030).

**TÜRKİYE SİNAİ KALKINMA BANKASI A.Ş. AND ITS SUBSIDIARIES**  
**NOTES TO THE CONSOLIDATED FINANCIAL STATEMENTS**  
**FOR THE YEAR ENDED 31 DECEMBER 2020**

(Amounts expressed in thousands of Turkish Lira (TL) unless otherwise stated.)

**SECTION FIVE (Continued)**

**EXPLANATIONS AND DISCLOSURES ON CONSOLIDATED FINANCIAL STATEMENTS**  
**(Continued)**

**III. Explanations and disclosures related to the consolidated off-balance sheet items (continued)**

**1. Information on off-balance sheet liabilities (continued)**

**1.c.1 Total amount of non-cash loans:**

	Current Period	Prior Period
Non-cash Loans Given Against Achieving Cash Loans	1.322.992	1.816.072
With Maturity of One Year or Less than One Year	175.969	189.403
With Maturity of More than One Year	1.147.023	1.626.669
Other Non-Cash Loans	3.615.846	2.731.644
<b>Total</b>	<b>4.938.838</b>	<b>4.547.716</b>

**1.c.2 Information on sectoral risk breakdown of non-cash loans:**

	Current Period				Prior Period			
	TL	(%)	TL	(%)	TL	(%)	TL	(%)
Agriculture	-	-	-	-	-	-	-	-
Farming and stockbreeding	-	-	-	-	-	-	-	-
Forestry	-	-	-	-	-	-	-	-
Fishing	-	-	-	-	-	-	-	-
Industry	352.591	99	4.254.936	92	446.093	99	3.875.939	94
Mining	-	-	-	-	-	-	29.417	1
Manufacturing Industry	128.238	36	2.777.836	60	224.957	50	2.312.722	56
Electricity, Gas, Water	224.353	63	1.477.100	32	221.136	49	1.533.800	37
Construction	1.900	1	28.167	1	3.013	1	27.637	1
Services	1.568	-	299.676	7	1.628	-	193.406	5
Wholesale and Retail Trade	-	-	162	-	-	-	3.947	-
Hotel, Food and Beverage	-	-	-	-	-	-	-	-
Services	-	-	210.766	5	-	-	115.344	3
Transportation and Communication	1.253	-	-	-	1.138	-	-	-
Financial Institutions	249	-	88.748	2	96	-	74.115	2
Real Estate and Leasing Services	66	-	-	-	394	-	-	-
Self-employment Services	-	-	-	-	-	-	-	-
Education Services	-	-	-	-	-	-	-	-
Health and Social Services	-	-	-	-	-	-	-	-
Other	-	-	-	-	-	-	-	-
<b>Total</b>	<b>356.059</b>	<b>100</b>	<b>4.582.779</b>	<b>100</b>	<b>450.734</b>	<b>100</b>	<b>4.096.982</b>	<b>100</b>

**TÜRKİYE SİNAİ KALKINMA BANKASI A.Ş. AND ITS SUBSIDIARIES**  
**NOTES TO THE CONSOLIDATED FINANCIAL STATEMENTS**  
**FOR THE YEAR ENDED 31 DECEMBER 2020**

(Amounts expressed in thousands of Turkish Lira (TL) unless otherwise stated.)

**SECTION FIVE (Continued)**

**EXPLANATIONS AND DISCLOSURES ON CONSOLIDATED FINANCIAL STATEMENTS**  
**(Continued)**

**III. Explanations and disclosures related to the consolidated off-balance sheet items (continued)**

**1. Information on off-balance sheet liabilities (continued)**

**1.c.3 Information on non cash loans classified under Group I and Group II:**

	Ist Group				IInd Group			
	Current Period		Prior Period		Current Period		Prior Period	
	TL	FC	TL	FC	TL	FC	TL	FC
Non-cash Loans	345.761	4.577.658	440.861	4.083.632	5.854	5.123	6.547	13.350
Letters of Guarantee (1)	345.761	1.730.105	440.861	1.368.294	5.854	-	6.547	-
Bank Acceptances	-	170.915	-	190.447	-	-	-	-
Letters of Credit	-	2.676.638	-	2.524.891	-	5.123	-	13.350
Endorsements	-	-	-	-	-	-	-	-
Purchase Guarantees on	-	-	-	-	-	-	-	-
Factoring Guarantees	-	-	-	-	-	-	-	-
Other	-	-	-	-	-	-	-	-

(1) Letter of guarantee followed up in Group III., IV., And V. are respectively 361 TL, 2.914 TL and 1.167 TL.

**2. Information related to derivative financial instruments**

As of 31 December 2020, the breakdown of the Bank's foreign currency forward and swap transactions based on currencies are disclosed below in their TL equivalents:

Current Perior	Forward Buy	Forward Sell	Swap Buy	Swap Sell	Option Buy	Option Sell	Other Buy	Other Sell	Fair Value Hedge
TL	283.382	268.566	341.717	4.368.419	71.485	71.485	6.3	6.265	
ABD Doları	172.698	185.079	12.646.784	8.530.145	67.482	67.482	-	-	17.414.512
Avro	221.041	221.032	4.290.135	4.118.945	-	-	-	-	2.426.254
Diğer	-	-	149.341	151.674	-	-	-	-	-
<b>Toplam</b>	<b>677.121</b>	<b>674.677</b>	<b>17.427.977</b>	<b>17.169.183</b>	<b>138.967</b>	<b>138.967</b>	<b>6.3</b>	<b>6.265</b>	<b>19.840.766</b>

Prior Period	Forward Buy	Forward Sell	Swap Buy	Swap Sell	Option Buy	Option Sell	Other Buy	Other Sell	Fair Value Hedge
TL	1.359.615	1.355.680	664.611	2.618.503	444.061	443.961	-	-	
ABD Doları	1.067.693	1.068.050	12.393.207	7.923.738	259.855	259.855	-	-	16.520.430
Avro	268.272	268.400	3.282.915	5.357.345	184.034	184.034	-	-	
Diğer	-	-	-	147.015	157.687	-	-	-	
<b>Toplam</b>	<b>2.695.580</b>	<b>2.692.130</b>	<b>16.340.733</b>	<b>16.046.601</b>	<b>1.045.637</b>	<b>887.850</b>	<b>-</b>	<b>-</b>	<b>16.520.430</b>

**TÜRKİYE SİNAİ KALKINMA BANKASI A.Ş. AND ITS SUBSIDIARIES**  
**NOTES TO THE CONSOLIDATED FINANCIAL STATEMENTS**  
**FOR THE YEAR ENDED 31 DECEMBER 2020**

(Amounts expressed in thousands of Turkish Lira (TL) unless otherwise stated.)

**SECTION FIVE (Continued)**

**EXPLANATIONS AND DISCLOSURES ON CONSOLIDATED FINANCIAL STATEMENTS**  
**(Continued)**

**III. Explanations related to the consolidated off-balance sheet items (continued)**

**2. Information related to derivative financial instruments (continued)**

Derivative Financial Liabilities Held For Trading	Current Period			Prior Period		
	Fair value assets	Fair value liabilities	Fair value assets	Fair value liabilities	Fair value assets	Fair value liabilities
Swap Transactions	630.624	340.386	14.147.904	663.432	286.316	13.847.767
Interest Rate Swap Transactions	376.864	311.511	20.449.256	177.133	130.228	18.697.254
Forward Transactions	66.249	64.964	1.351.798	44.287	41.167	5.387.710
Futures Transactions	-	-	-	-	-	-
Option Transactions	4.070	4.070	277.934	9.596	9.596	1.775.800
Other	-	-	12.574	-	-	-
<b>Total</b>	<b>1.077.807</b>	<b>720.931</b>	<b>36.239.466</b>	<b>894.448</b>	<b>467.307</b>	<b>39.708.531</b>

***Fair value hedges***

For the year ended 31 December 2020 the Parent Bank has interest rate swaps for hedging purposes nominal amount of TL 19.840.766 (31 December 2019: TL 16.520.430).

***Hedging from the cash-flow risk***

As of 31 December 2020 there is no cash-flow hedging transactions (31 December 2019: None).

**3. Explanations on loan derivatives and risk exposures**

The Bank has no loan derivatives and such risk exposures to this respect (31 December 2019: None).

**4. Explanations on contingent liabilities and assets**

There are 70 legal cases against the Group which are amounting to TL 6.024 as of the reporting date (31 December 2019: TL 5.251 - 69 legal cases).

Tax Audit Committee inspectors made an investigation for the years 2008-2011 about the payments made by the Parent Bank and employees to “Türkiye Sınai Kalkınma Bankası A.Ş. Mensupları Munzam Sosyal Güvenlik ve Yardımlaşma Vakfı” (Foundation) established in accordance with the decisions of Turkish Commercial Law and Civil Law as made to all Foundations in the sector. According to this investigation it has been communicated that the amount Parent Bank is obliged to pay is a benefit in the nature of fee for the members of Foundation worked at the time of payment, the amount Foundation members are obliged to pay should not been deducted from the basis of fee; accordingly tax audit report was issued with the claim that it should be taken penalized income tax surcharge / penalized stump duty deducted from allowance and total amount of TL 17.325 tax penalty notice relating to period in question to Parent Bank relying on this report.

**TÜRKİYE SİNAİ KALKINMA BANKASI A.Ş. AND ITS SUBSIDIARIES**  
**NOTES TO THE CONSOLIDATED FINANCIAL STATEMENTS**  
**FOR THE YEAR ENDED 31 DECEMBER 2020**

(Amounts expressed in thousands of Turkish Lira (TL) unless otherwise stated.)

**SECTION FIVE (Continued)**

**EXPLANATIONS AND DISCLOSURES ON CONSOLIDATED FINANCIAL STATEMENTS**  
**(Continued)**

**III. Explanations related to the consolidated off-balance sheet items (continued)**

**4. Information related to derivative financial instruments (continued)**

Some of the lawsuits are decided favorable, remaining of lawsuits are decided unfavorable by the tax courts of first instance. On the other hand, appeal and objection have been requested by the Parent Bank against the decision of the Court with respect to the Parent Bank and by the administration against the decision of the Court with respect to the administration and completion of appeal process is waited. The tax and penalty notices related to the decision of the tax court of first instance against the Parent Bank are accrued by administration depending on legal process and as of 31 July 2014 the Parent Bank has made total payments amounting to TL 22.091.

A similar case has been submitted to the Constitutional Court in the form of individual remedies by the main shareholder of the parent Bank in relation to the parent Bank's liabilities to pay, the Constitutional Court gave the decision with court file number 2014/6192. According to court decision published in the Official Gazette dated 21 February 2015 and numbered 29274, the assessments against the Parent Bank was contrary to the principle of legality and the Parent Bank's property rights has been violated. This decision is considered to be a precedent for the Parent Bank and an amount of TL 12.750 corresponding to the portion that the Parent Bank was obliged to pay for the related period is recognized as income in the prior period.

Due to the ownership of Pendorya Shopping Mall, which is built on the real estate registered in Istanbul Province, Pendik District, Doğu Mahallesi, plot 105, map 865, parcel 64 owned by TSKB GYO, Sağlam Satış ve Paz. A.Ş. (Malazlar A.Ş.) At the Pendik 2nd Civil Court of First Instance, the grounds that a part of the side road construction around Pendorya AVM passed through the parcels owned by the IBB Directorate and the road contractor Karacan Yapı, preventing the use of the sidewalks and surplus has filed a lawsuit demanding the collection of 7 TL of compensation from the defendants, without prejudice to the rights regarding this issue. Company has been involved in the lawsuit as intervening party.

Relating to immovable property, subject of litigation discovery review and expert reports were submitted to the court file. Objections to the report and statement of TSKB GYO has been given. IBB Presidency has declared that expropriation proceedings related to the subject have been initiated. For this reason, lawsuit was removed from "Possessory Actions" and converted to the "Confiscating without expropriating" by the judge.

Accepting in the new case, the plaintiff claimed compensation from the Administration and in order to determine the amount of compensation the Court decided an expert examination since the information provided by the Land Registry and the Municipality was not deemed sufficient.

Expert reports submitted to the Court on 30 May 2013 and the Court decided to add Pendik Municipality as a defendant in the case. At the latest hearing on 24 December 2013 it was decided to accept the expert reports and Pendik Municipality to pay the relevant amount (TL 645) to the plaintiff. The reasoned decision has been notified, the decision which has been appealed by the appellant and the respondent Pendik Municipality has turned deteriorate the Supreme Court decision was a request for the correction requested by the İstanbul Metropolitan Municipality (IMM). The decision has been requested adjustment by IMM and plaintiff Sağlam Satış ve Paz. A.Ş. (Malazlar A.Ş.). Breaking decision of the Supreme Court is expected to evaluate the requests for correction of decision. The Court decided to apply of Supreme Court's decision to dismiss. The notification of reasoned decision is expected.

**TÜRKİYE SİNAİ KALKINMA BANKASI A.Ş. AND ITS SUBSIDIARIES**  
**NOTES TO THE CONSOLIDATED FINANCIAL STATEMENTS**  
**FOR THE YEAR ENDED 31 DECEMBER 2020**

(Amounts expressed in thousands of Turkish Lira (TL) unless otherwise stated.)

**SECTION FIVE (Continued)**

**EXPLANATIONS AND DISCLOSURES ON CONSOLIDATED FINANCIAL STATEMENTS**  
**(Continued)**

**III. Explanations related to the consolidated off-balance sheet items (continued)**

**4. Information related to derivative financial instruments (continued)**

Beyoglu Municipality approved the reclaim of TSKB GYO for the Building II which has the location as 1486 map and 76 parcel in Fındıklı in Beyoglu, Istanbul for the forfeiture because of zoning change. However, Municipality of Beyoglu sued because of no approbation by Istanbul Metropolitan Municipality, in order to keep rights on the subject.

The court made a decision as no solution for the relevant claim due to Beyoglu Municipality approved the reclaim. However, there has to be permission by Istanbul Metropolitan Municipality, and Cultural and Natural Heritage Preservation Board for the exact result. That's why, decision was appealed by the company. The Council of State reversed the judgement based on inappropriate zoning plan changes with the decision of 28 March 2014. In addition, a new implementation development plan covering the Fındıklı Building II, which has been canceled by the judicial authorities and which is owned by TSKB GYO, is being prepared by the Municipality of Beyoğlu on December 21, 2010, the 1/1000 Scaled Beyoğlu District Protected Urban Site Protected Development Plan. For this content, TSKB GYO's application were made in writing to the Beyoğlu Municipality on 28 October 2014 in order to plan by taking into account the 1/1000 Scale Implementation Plan which is being prepared by the Municipality of Beyoğlu and the Istanbul Metropolitan Municipality. The court requested the Municipality to ask the plan including the immovable subject to the decision of the Council of State is still in force as a result of the decision of dismissal and that the plan canceled by the court in the letter sent from the Municipality is still valid answered in the form. In the case which was started to discuss again in court; an expert opinion examination was made. The Court has ruled in favor of the Parent Bank by canceling the administrative proceeding. In the legal period, the appeal law was appealed by the Beyoğlu Municipality and was sent to the Council of State upon the decision of the Court of Appeal by the Court of Appeal. The decision of the Council of State for the cancellation of the administrative act in favor of the Group was approved and the decision became final.

A lawsuit was filed by one of the investors of TSKB GYO on the cancellation of the 5th, 7th and 9th articles decided at the Ordinary General Assembly meeting on 27 April 2018. Although the request for the case was demanded to stop the execution of the 5th and 7th articles, the request for interim injunction requested for the suspension of the execution was rejected and an appeal was filed by the plaintiff. The notification of the reasoned decision is expected.

According to Legal Department of the Bank, it is not expected that the other lawsuits against the Bank will have a significant impact on the financial statements.

**5. Custodian and intermediary services**

The Group provides trading and safe keeping services in the name and account of real persons, legal entities, funds, pension funds and other entities, which are presented in the statement of contingencies and commitments.

**TÜRKİYE SİNAİ KALKINMA BANKASI A.Ş. AND ITS SUBSIDIARIES**  
**NOTES TO THE CONSOLIDATED FINANCIAL STATEMENTS**  
**FOR THE YEAR ENDED 31 DECEMBER 2020**

(Amounts expressed in thousands of Turkish Lira (TL) unless otherwise stated.)

**SECTION FIVE (Continued)**

**EXPLANATIONS AND DISCLOSURES ON CONSOLIDATED FINANCIAL STATEMENTS**  
**(Continued)**

**IV. Explanations and disclosures related to the consolidated income statement**

**1. Information on interest income**

**1.a Information on interest on loans:**

	Current Period		Prior Period	
	TL	FC	TL	FC
Interest on Loans (1)				
Short Term Loans	170.602	124.361	207.551	109.216
Medium and Long Term Loans	326.549	1.729.014	357.131	1.525.484
Interest on Non-performing Loans	24.247	47.587	9.663	51.003
Premiums received from Resource Utilization Support Fund	-	-	-	-
<b>Total</b>	<b>521.398</b>	<b>1.900.962</b>	<b>574.345</b>	<b>1.685.703</b>

(1) Commission income from loans has been included to the interest on loans.

**1.b Information on interest received from banks:**

	Current Period		Prior Period	
	TL	FC	TL	FC
The Central Bank of Turkey (1)	72	-	7.101	-
Domestic Banks	22.820	4.504	26.541	25.891
Foreign Banks	1.423	4.032	1.417	6.472
Branches and Head Office Abroad	-	-	-	-
<b>Total</b>	<b>24.315</b>	<b>8.536</b>	<b>35.059</b>	<b>32.363</b>

(1) Interests given to the Turkish Lira and US Dollar portion of the CBRT Required Reserves, reserve options and unrestricted accounts have been presented under "The Central Bank of Turkey" line in the financial statements.

**1.c Information on interest received from marketable securities:**

	Current Period		Prior Period	
	TL	FC	TL	FC
Financial Assets at Fair Value Through Profit and Loss	1.643	-	1.327	-
Financial Assets at Fair Value Through Other Comprehensive Income	257.592	150.749	370.504	71.792
Financial Assets Measured at Amortized Cost	351.645	12.837	199.903	26.895
<b>Total</b>	<b>610.880</b>	<b>163.586</b>	<b>571.734</b>	<b>98.687</b>

As indicated in accounting policies, the Parent Bank evaluate its Consumer Price Indexed (CPI) government bonds which are in securities portfolio of the Parent Bank base on reference index at date of issue and estimated CPI's. The estimated CPI's is updated when it seems necessary. The subjected securities is evaluated based on actual index on the annual balance sheet date as of 31 December 2020.

**TÜRKİYE SİNAİ KALKINMA BANKASI A.Ş. AND ITS SUBSIDIARIES**  
**NOTES TO THE CONSOLIDATED FINANCIAL STATEMENTS**  
**FOR THE YEAR ENDED 31 DECEMBER 2020**

(Amounts expressed in thousands of Turkish Lira (TL) unless otherwise stated.)

**SECTION FIVE (Continued)**

**EXPLANATIONS AND DISCLOSURES ON CONSOLIDATED FINANCIAL STATEMENTS**  
**(Continued)**

**IV. Explanations and disclosures related to the consolidated income statement (continued)**

**1. Information on interest income (continued)**

**1.d Information on interest income received from associates and subsidiaries:**

	Current Period	Prior Period
Interest Received from Associates and Subsidiaries	27.073	18.588

**2. Faiz giderlerine ilişkin bilgiler**

**2.a Kullanılan kredilere verilen faizlere ilişkin bilgiler:**

	Current Period		Prior Period	
	FC	TL	FC	YP
Banks	27.001	145.560	60.515	100.375
The Central Bank of Turkey	-	-	-	-
Domestic Banks	12.343	21.319	50.352	21.548
Foreign Banks	14.658	124.241	10.163	78.827
Branches and Head Office Abroad	-	-	-	-
Other Financial Institutions	1.455	432.219	2.794	505.634
<b>Total (1)</b>	<b>28.456</b>	<b>577.779</b>	<b>63.309</b>	<b>606.009</b>

(1) Commissions given to the Banks and Other Institutions are presented under interest expense.

**2.b Information on interest expenses to associates and subsidiaries:**

There is no interest expense to its associates and subsidiaries (31 December 2019: None).

**2.c Information on interest expense to securities issued:**

	Current Period		Prior Period	
	FC	TL	FC	TL
Interest on securities issued (1)	-	649.385	-	565.831

(1) Commissions given to issuance have been included to interest expense.

**3. Information on dividend income:**

	Current Period	Prior Period
Financial Assets at Fair Value Through Profit or Loss	-	-
Financial Assets at Fair Value Through Other Comprehensive Income	10.857	5.707
Other	-	1.047
<b>Total</b>	<b>10.857</b>	<b>6.754</b>



**TÜRKİYE SİNAİ KALKINMA BANKASI A.Ş. AND ITS SUBSIDIARIES**  
**NOTES TO THE CONSOLIDATED FINANCIAL STATEMENTS**  
**FOR THE YEAR ENDED 31 DECEMBER 2020**

(Amounts expressed in thousands of Turkish Lira (TL) unless otherwise stated.)

**SECTION FIVE (Continued)**

**EXPLANATIONS AND DISCLOSURES ON CONSOLIDATED FINANCIAL STATEMENTS**  
**(Continued)**

**IV. Explanations and disclosures related to the consolidated income statement (continued)**

**4. Information on net trading income (net)**

	Current period	Prior period
<b>Profit</b>	<b>4.651.127</b>	<b>3.667.342</b>
Gains on capital market operations	9.111	6.645
Gains on derivative financial instruments (1)	3.052.616	2.173.190
Foreign exchange gains	1.589.400	1.487.507
<b>Losses (-)</b>	<b>4.661.934</b>	<b>4.086.465</b>
Losses on capital market operations	3.992	2.908
Losses on derivative financial instruments (1)	3.113.814	2.662.268
Foreign exchange losses	1.544.128	1.421.289

(1) Foreign exchange gain from derivative transactions amounting to TL 1.521.917 is presented in "Gains on derivative financial instruments" (31 December 2019: TL 7.859.644), foreign exchange loss from derivative transactions amounting to TL (716.363) is presented in "Losses on derivative financial instruments" (31 December 2019: TL (1.238.652)).

**5. Information related to other operating income**

	Current Period	Prior Period
Provisions Released (1)	1.997	27.199
Gains on Sale of Assets	85	1.025
From Associate and Subsidiary Sales	-	-
From Immovable Fixed Asset Sales	-	106
From Property Sales	75	837
From Other Asset Sales	10	82
Other	136.452	37.326
<b>Total</b>	<b>138.534</b>	<b>65.550</b>

(1) Includes 126.963 TL of income regarding the intermediary issues of Yatırım Varlık Kiralama A.Ş. The same amount is included in other operating expenses as well, and is shown as gross without netting for reporting purposes.

**6. Provision expenses related to loans and other receivables of the Group**

	Current Period	Prior Period
Expected Credit Loss	887.994	418.518
12 Months Expected Credit Loss (Stage 1)	257.653	50.994
Significant Increase in Credit Risk (Stage 2)	230.386	143.607
Non-performing Loans (Stage 3)	399.955	223.917
Marketable Securities Impairment Expenses	123.670	42.113
Financial Assets at Fair Value Through Profit or Loss	101.360	34.196
Financial Assets at Fair Value Through Other Comprehensive Income	22.310	7.917
Associates, Subsidiaries, and Entities under Common Control (Joint Venture) Value Decrease	-	-
Associates	-	-
Subsidiaries	-	-
Entities under Common Control (Joint Venture)	-	-
<b>Total</b>	<b>1.011.664</b>	<b>460.631</b>

**TÜRKİYE SİNAİ KALKINMA BANKASI A.Ş. AND ITS SUBSIDIARIES**  
**NOTES TO THE CONSOLIDATED FINANCIAL STATEMENTS**  
**FOR THE YEAR ENDED 31 DECEMBER 2020**

(Amounts expressed in thousands of Turkish Lira (TL) unless otherwise stated.)

**SECTION FIVE (Continued)**

**EXPLANATIONS AND DISCLOSURES ON CONSOLIDATED FINANCIAL STATEMENTS**  
**(Continued)**

**IV. Explanations and disclosures related to the consolidated income statement (continued)**

**7. Information related to other operating expenses**

	Current Period	Prior Period
Reserve for Employee Termination Benefits	5.850	1.777
Bank Social Aid Fund Deficit Provision	-	-
Impairment Expenses of Fixed Assets	-	-
Depreciation Expenses of Fixed Assets	7.001	6.711
Impairment Expenses of Intangible Assets	-	-
Impairment Expense of Goodwill	-	-
Amortization Expenses of Intangible Assets	2.350	1.878
Impairment on Subsidiaries Accounted for Under Equity Method	-	-
Impairment on Assets for Resale	-	-
Depreciation Expenses of Assets Held for Resale	-	-
Impairment Expenses of Assets Held for Sale	-	-
Other Operating Expenses	60.320	53.860
Rent Expenses	1.312	1.108
Maintenance Expenses	3.375	2.178
Advertisement Expenses	1.069	1.469
Other Expenses	54.564	49.105
Loss on Sales of Assets	-	-
Other (1)	152.497	34.791
<b>Total</b>	<b>228.018</b>	<b>99.017</b>

(1) Includes TL 126.963 of expense related to the intermediary issues of Yatırım Varlık Kiralama A.Ş. The same amount is included in other operating income as income, and is shown as gross without netting for reporting purposes. In addition, it includes TL 5.996 excluding corporate tax and fees (31.12.2019: tax and fee expenses excluding corporate tax: TL 12.504) and TL 1.146 leave provision expense (31.12.2019: vacation provisions expense: TL 701).

**8. Information on profit/loss before tax from continued and discontinued operations before tax**

As of 31 December 2020, profit before tax of the Group has increased by 0,3% as compared to the prior period (31 December 2019: 2% increase). In comparison with the prior period, the Group's net interest income has increased by 6% (31 December 2019: 11% increase).

**9. Information on tax provision for continued and discontinued operations**

**9.a Information on current tax charge or benefit and deferred tax charge or benefit:**

The Group's current tax charge for the period is TL 372.725 (31 December 2019: TL 286.837). Deferred tax income is TL 145.851 (31 December 2019: TL 89.505 income).

**9.b Information related to deferred tax benefit or charge on temporary differences:**

Deferred tax income calculated on temporary differences is TL 145.851 (31 December 2019: TL 89.505 income).

**TÜRKİYE SİNAİ KALKINMA BANKASI A.Ş. AND ITS SUBSIDIARIES**  
**NOTES TO THE CONSOLIDATED FINANCIAL STATEMENTS**  
**FOR THE YEAR ENDED 31 DECEMBER 2020**

(Amounts expressed in thousands of Turkish Lira (TL) unless otherwise stated.)

**SECTION FIVE (Continued)**

**EXPLANATIONS AND DISCLOSURES ON CONSOLIDATED FINANCIAL STATEMENTS**  
**(Continued)**

**IV. Explanations and disclosures related to the consolidated income statement (continued)**

**9. Information on tax provision for continued and discontinued operations (continued)**

**9.c Information related to deferred tax benefit / charge on temporary differences, losses, tax deductions and exceptions:**

There has no deferred tax revenues or expenses reflected in the income statement in respect of financial losses, tax deductions and exemptions (31 December 2019: None)

**10. Explanations on net profit/loss from continued and discontinued operations:**

As of 31 December 2019, the Group's profit before tax has decreased by 4% compared to the prior period.

**11. Information on net profit/loss**

**11.a The nature and amount of certain income and expense items from ordinary operations is disclosed if the disclosure for nature, amount and repetition rate of such items is required for the complete understanding of the Bank's performance for the period:**

The Group has generated TL 3.336.674 of interest income, TL 1.314.289 of interest expenses and TL 118.915 of net fee and commission income from banking operations (31 December 2019: TL 3.313.001 interest income, TL 1.401.717 interest expense, TL 65.103 net fee and commission income).

**11.b The effect of the change in accounting estimates to the net profit/loss; including the effects to the future period, if any:**

There has no change in the accounting estimates and accordingly effect on the financial statement items. (31 December 2019: None).

**11.c Minority share of profit and loss:**

The current year income attributable to minority shares is TL 2.821 (31 December 2019: TL 5.637 profit). The total shareholders' equity, including current year profit attributable to minority shares is TL 54.170 (31 December 2019: TL 38.090).

**12. If the other items in the income statement exceed 10% of the income statement total, accounts amounting to at least 20% of these items are shown below**

	<b>Current Period</b>	<b>Prior Period</b>
Gains on Other Fees and Commissions	-	-
Gains on Brokerage Commissions	71.904	38.201
Commissions from Initial Public Offering	2.904	778
Investment Fund Management Income	4.408	2.713
Other	23.035	12.062
<b>Total</b>	<b>102.251</b>	<b>53.754</b>

**TÜRKİYE SİNAİ KALKINMA BANKASI A.Ş. AND ITS SUBSIDIARIES**  
**NOTES TO THE CONSOLIDATED FINANCIAL STATEMENTS**  
**FOR THE YEAR ENDED 31 DECEMBER 2020**

(Amounts expressed in thousands of Turkish Lira (TL) unless otherwise stated.)

**SECTION FIVE (Continued)**

**EXPLANATIONS AND DISCLOSURES ON CONSOLIDATED FINANCIAL STATEMENTS**  
**(Continued)**

**V. Explanations related to consolidated statement of changes in shareholders' equity**

**1. Information related to capital**

As of the balance sheet date, Paid in capital is TL 2.800.000, legal reserves is TL 342.716 Extraordinary legal reserves is TL 1.525.800.

**2. Accumulated other comprehensive income or loss not reclassified through profit or loss**

Changes in Accumulated other comprehensive income or loss not reclassified through profit or loss includes valuation differences related to tangible assets, Defined Benefit Pension Plan related to Actuarial gains, related to valuation differences of the shares that are being classified fair value through other comprehensive income are being valued at market value and value increase differences in investment in associates, subsidiaries and entities under common control.

**3. Accumulated other comprehensive income or loss reclassified through profit or loss**

Changes in Accumulated other comprehensive income or loss reclassified through profit or loss includes related to exchange differences of the shares that are being classified fair value through other comprehensive income and related to revaluation differences of fair value through other comprehensive income.

**TÜRKİYE SİNAİ KALKINMA BANKASI A.Ş. AND ITS SUBSIDIARIES**  
**NOTES TO THE CONSOLIDATED FINANCIAL STATEMENTS**  
**FOR THE YEAR ENDED 31 DECEMBER 2020**

(Amounts expressed in thousands of Turkish Lira (TL) unless otherwise stated.)

**SECTION FIVE (Continued)**

**EXPLANATIONS AND DISCLOSURES ON CONSOLIDATED FINANCIAL STATEMENTS**  
**(Continued)**

**VI. Explanations related to consolidated statement of cash flows**

**1. Explanations about other cash flows items and the effect of changes in foreign exchange rates in cash and cash equivalents**

In the current period, other income amounting to TL 65.373 consists of gain from sale of assets and non-interest income (31 December 2019: TL 80.871 other income consists of other income, gain from sale of assets and non-interest income.)

Other caption in changes in assets and liabilities from banking operations amounting to TL 365.917 (31 December 2019: TL 376.080) consists of derivative financial transaction losses, other operating expenses, except employee termination benefits provision and depreciation expense and taxes paid, fees and commissions paid and foreign exchange gain and loss.

In the current period, net increase/decrease in other assets amounting to TL 428.298 (31 December 2019: TL 310.064) consists of changes in miscellaneous receivables, reserve requirement and other assets. In the current period, other liabilities amounting to TL 740.144 (31 December 2019: TL 577.683) consists of changes in funds, miscellaneous payables and funds provided under repurchase agreements.

In the current period, the effect of foreign currency differences on cash and cash equivalents is TL 11.319 (31 December 2019: TL 4.354).

**2. Information about cash flows from acquisition of associates, subsidiaries, and other investments:**

In the current period, the Group invested TL 10.965 tangible fixed assets and properties and invested TL 2.159 in intangible fixed assets. After the capital increase of TL 200,000,000 (full amount) made by TSKB GYO, the Group acquired TSKB GYO shares in the amount of TL 179,403, the same amount is eliminated within the scope of the consolidation works.

In the prior period, the Group invested TL 9.698 in tangible fixed assets and properties and invested TL 2.080 in intangible fixed assets.

The Parent Bank provided cash participation to share capital of its subsidiaries amounting TL 990 in prior period.

**3. Information about disposal of associates, subsidiaries, and other investments:**

In the current period, the Group has generated a cash inflow of TL 280 on sale of movable fixed assets and properties. There is no sale of associates and subsidiaries in the current period.

In the prior period, the Group has generated cash inflows of TL 5.592 on sale of movable fixed assets and properties. The Group has not sold any associates and subsidiaries in the current period.

**TÜRKİYE SİNAİ KALKINMA BANKASI A.Ş. AND ITS SUBSIDIARIES**  
**NOTES TO THE CONSOLIDATED FINANCIAL STATEMENTS**  
**FOR THE YEAR ENDED 31 DECEMBER 2020**

(Amounts expressed in thousands of Turkish Lira (TL) unless otherwise stated.)

**SECTION FIVE (Continued)**

**EXPLANATIONS AND DISCLOSURES ON CONSOLIDATED FINANCIAL STATEMENTS**  
**(Continued)**

**VI. Explanations related to consolidated statement of cash flows**

**4. Cash and cash equivalents at the beginning and end of period:**

Cash and cash equivalents at the beginning of period:

	Beginning of the Current Period	Beginning of the Prior Period
Cash	29	29
Cash Equivalents	779.773	1.385.796
<b>Total</b>	<b>779.802</b>	<b>1.385.825</b>

Cash and cash equivalents at the end of period:

	End of the Current Period	End of the Prior Period
Cash	20	29
Cash Equivalents	1.864.604	779.773
<b>Total</b>	<b>1.864.624</b>	<b>779.802</b>

**5. Amount of cash and cash equivalents restricted for the usage of the Parent Bank and the shareholders by legal limitations and other reasons**

Reserves amounting to TL 1.011.244 (31 December 2019: TL 796.067) in Turkish Republic Central Bank represent of Turkish Lira, foreign currency and gold reserve requirements of the Parent Bank.

**6. Additional information related to financial position and liquidity**

**6.a Any unused financial borrowing facility which can be utilized in banking operations and unpaid capital commitments and any restrictions on such facilities:**

There are not any unused financial borrowing facilities which can be utilized in banking operations and unpaid capital commitments and any restrictions on such facilities.

**6.b Apart from the cash flows needed to run ordinary operations of the Bank, total of cash flows that shows the increase in the operation capacity of the Bank:**

Under current economical conditions, the cash flows are followed daily and cash flows showing the increase in the capacity of operations of the Bank are investigated.

**TÜRKİYE SİNAİ KALKINMA BANKASI A.Ş. AND ITS SUBSIDIARIES**  
**NOTES TO THE CONSOLIDATED FINANCIAL STATEMENTS**  
**FOR THE YEAR ENDED 31 DECEMBER 2020**

(Amounts expressed in thousands of Turkish Lira (TL) unless otherwise stated.)

**SECTION FIVE (Continued)**

**EXPLANATIONS AND DISCLOSURES ON CONSOLIDATED FINANCIAL STATEMENTS**  
**(Continued)**

**VII. Explanations on the risk group of the Parent Bank**

**1. Information on the volume of transactions related to the Parent Bank's own risk group, outstanding loan and deposit transactions and income and expenses of the period**

**1.a Current period:**

Risk Group of the Parent Bank (1)	Subsidiaries and Associates		Direct and Indirect Shareholders of the Parent Bank		Other Entities Included in the Risk Group	
	Cash	Non-Cash	Cash	Non-Cash	Cash	Non-Cash
Loans and other receivables						
Balance at the beginning of the period	545.560	27.938	118.394	-	39.529	-
Balance at the end of the period	628.837	515	294.689	-	24.747	-
Interest and commission income received	25.824	143	10.764	-	1.912	-

(1) Mutual transactions between the Parent Bank and its fully consolidated subsidiaries are eliminated.

**1.b Prior period:**

Risk Group of the Parent Bank (1)	Subsidiaries and Associates		Direct and Indirect Shareholders of the Parent Bank		Other Entities Included in the Risk Group	
	Cash	Non-Cash	Cash	Non-Cash	Cash	Non-Cash
Loans and other receivables						
Balance at the beginning of the period	437.232	262	102.776	-	59.858	-
Balance at the end of the period	545.560	27.938	118.394	-	39.529	-
Interest and commission income received	17.827	761	7.453	-	3.578	-

(1) Mutual transactions between the Parent Bank and its fully consolidated subsidiaries are eliminated.

**1.c Information on deposit held by Parent Bank's own risk group:**

The Parent Bank is not authorized to accept deposits.

**2. Information on forward and option agreements and other similar agreements made with related parties**

Risk Group of the Parent Bank	Subsidiaries and Associates		Direct and Indirect Shareholders of the Parent Bank		Other Entities Included in the Risk Group	
	Current Period	Prior Period	Current Period	Prior Period	Current Period	Prior Period
Fair Value Through Profit or Loss Transactions						
Beginning of the Period	-	364.732	-	-	-	131.758
End of the Period	15.247	-	-	-	-	-
Total Profit / Loss	(34.750)	(20.179)	-	-	(915)	(2.231)
Hedging Risk Transactions						
Beginning of the Period			-	-		
End of the Period			-	-		
Total Profit / Loss			-	-		

**3. Total salaries and similar benefits provided to the key management personnel**

Benefits provided to key management personnel in the current period amount to TL 21.782 (31 December 2019: TL 19.837).

**TÜRKİYE SİNAİ KALKINMA BANKASI A.Ş. AND ITS SUBSIDIARIES**  
**NOTES TO THE CONSOLIDATED FINANCIAL STATEMENTS**  
**FOR THE YEAR ENDED 31 DECEMBER 2020**

(Amounts expressed in thousands of Turkish Lira (TL) unless otherwise stated.)

**SECTION FIVE (Continued)**

**EXPLANATIONS AND DISCLOSURES ON CONSOLIDATED FINANCIAL STATEMENTS**  
**(Continued)**

**VIII. Information and disclosures related to the domestic, foreign offshore branches and foreign representations of the Parent Bank**

**1. Information and disclosures related to the domestic, foreign branches and foreign representations of the Group**

	Number	Number of Employees			
Domestic branches (1)	1	389			
			Country of Incorporation		
Foreign representations	-	-			
				Total Asset	Statutory Share Capital
Foreign branches	-	-		-	-
Off-shore banking region branches	-	-		-	-

(1) Consolidated subsidiaries have 8 branches and 125 personnels which are not presented in the table.

**2. Explanation on opening, closing of a branch/agency of the Parent Bank or changing its organizational structure significantly:**

In the current year, the Parent Bank has not opened any branch or agency and there is no significant change in the organization structure of the Parent Bank's operating branches (31 December 2019: None).



**TÜRKİYE SİNAİ KALKINMA BANKASI A.Ş. AND ITS SUBSIDIARIES**  
**NOTES TO THE CONSOLIDATED FINANCIAL STATEMENTS**  
**FOR THE YEAR ENDED 31 DECEMBER 2020**

(Amounts expressed in thousands of Turkish Lira (TL) unless otherwise stated.)

**SECTION SIX**

**OTHER EXPLANATIONS**

**I. Other explanations related to the operations of the Parent Bank**

**1.a Brief information related to rating carried out by international rating firms:**

**FITCH RATINGS**

Long-term Maturity Foreign Currency (issuer)	B+
Long-term Maturity Foreign Currency Outlook (issuer)	Negative
Short-term Maturity Foreign Currency (issuer)	B
Long-term Maturity National Currency (issuer)	BB-
Long-term Maturity National Currency Outlook (issuer)	Negative
Short-term Maturity National Currency (issuer)	B
Support Note	4
Base Support Note	B
National Note	AA
National Note Outlook	Stable
Subordinated Debt Rating Note	B
Financial Capacity Note	b+

International credit rating agency Fitch Ratings confirmed the Bank's ratings and outlook on 1 September 2020 and determined Bank's "Financial Capacity Note".

**MOODY'S**

Reference Financial Rating Note	caa1
<b>Foreign Currency (issuer)</b>	
Long-term Maturity	B3
Outlook	Negative
Short-term Maturity	NP
<b>Domestic Currency (issuer)</b>	
Long-term Maturity	B3
Outlook	Negative
Short-term Maturity	NP
<b>Unsecured Debt-Foreign Currency (issuer)</b>	
Long-term Maturity	B3
Outlook	Negative
Foreign Currency/Domestic Currency MTN Note	(P) B3

Information above represents updated information as of 18 June 2019.

**TÜRKİYE SİNAİ KALKINMA BANKASI A.Ş. AND ITS SUBSIDIARIES**  
**NOTES TO THE CONSOLIDATED FINANCIAL STATEMENTS**  
**FOR THE YEAR ENDED 31 DECEMBER 2020**

(Amounts expressed in thousands of Turkish Lira (TL) unless otherwise stated.)

**SECTION SIX (Continued)**

**OTHER EXPLANATIONS (Continued)**

**I. Other explanations related to the operations of the Parent Bank (continued)**

**1.b Informations on corporate governance rating of the Parent Bank:**

SAHA Kurumsal Yönetim ve Kredi Derecelendirme Hizmetleri A.Ş. (SAHA Corporate Governance and Credit Rating Services A.Ş.), a corporate governance rating institution with Capital Markets Board license, updated the Bank's corporate governance rating of 95,64% (9,56 over 10) as of 19 October 2020. Ratings under the main topics of weighted Shareholders, Public Disclosure and Transparency, Stakeholders and Board of Directors are declared as; 9,51 (Weight: 25%), 9,70 (Weight: 25%), 9,85 (Weight: 15%), 9,39 (Weight: 35%) over 10 respectively.

**II. Other explanations related to the events after the reporting date**

The Bank issued debt instrument in abroad which have nominal value of full USD 350 Million. The redemption date of the fixed-rate,5-year bond, which was sold on 14 January 2021, was determined as 14 January 2026 and the coupon rate was 5,875%.

**SECTION SEVEN**

**AUDITORS' REPORT**

**I. Explanations on the auditors' report**

The consolidated financial statements as of and for the year ended 31 December 2020 have been audited by Güney Bağımsız Denetim ve Serbest Muhasebeci Mali Müşavirlik AŞ (A Member firm of Ernst & Young Global Limited) and Auditors' Report dated 1 February 2021 is presented in the introduction of this report.

**II. Explanations and notes prepared by independent auditors**

There are no other explanations and notes not expressed in sections above related with the Group's operation.